

Monthly Trade Report

January 2021

Total Trade in Tonnes

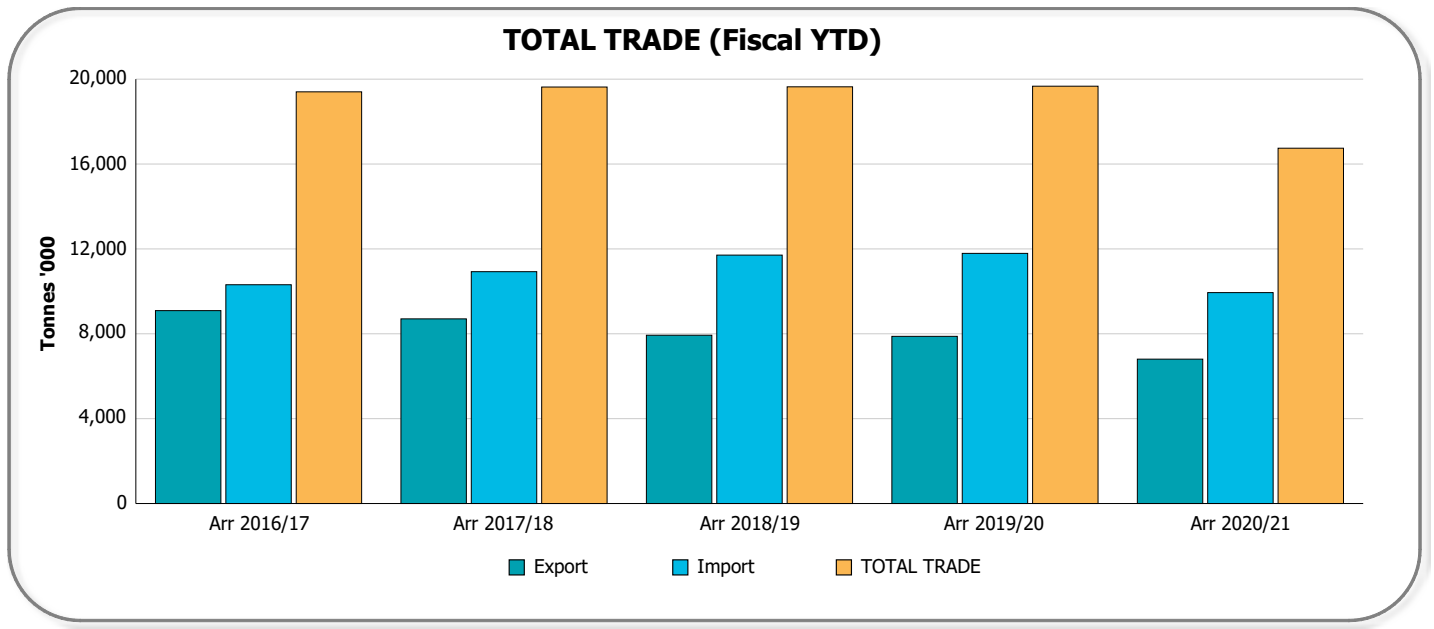
(Including containerised and non-containerised)

Jan 2021

		Arr 2021/Jan	Arr 2020/Jan	Variance	Rolling 12 Months	PY Rolling 12 Months	Variance
Import (Non-T'ship)	Crude Oil	381,126	529,177	-148,051	2,731,603	4,664,200	-1,932,597
	Refined Oil	263,476	293,901	-30,425	4,036,392	3,885,414	150,978
	Cement	68,211	121,785	-53,574	1,473,304	1,716,613	-243,309
	Iron & Steel	54,289	77,771	-23,482	663,802	671,878	-8,076
	Building Products	69,752	69,667	85	766,477	700,810	65,667
	Timber	23,102	20,394	2,707	261,693	256,682	5,011
	Fertiliser & Chemicals (Rural)	72,620	35,778	36,842	741,943	499,349	242,595
	Paper & Wood Pulp	26,143	23,146	2,998	248,193	254,181	-5,988
	Retail Group	205,183	154,448	50,735	2,012,538	1,870,313	142,225
	Dredging Sand	0	0	0	25	0	25
	Other	240,212	514,046	-273,834	4,075,845	5,676,952	-1,601,107
TOTAL	1,404,113	1,840,113	-435,999	17,011,815	20,196,391	-3,184,576	
Export (Non-T'ship)	Coal	295,167	361,534	-66,367	4,321,537	6,364,132	-2,042,595
	Refined Oil	67,070	116,676	-49,607	610,938	855,653	-244,715
	Agricultural Seeds	215,368	34,139	181,229	856,026	390,026	466,000
	Cotton	7,126	4,860	2,266	96,088	259,452	-163,364
	Meat Products	38,598	48,792	-10,195	777,220	912,928	-135,708
	Iron & Steel	50,272	55,868	-5,596	705,784	705,963	-179
	Paper & Wood Pulp	14,078	26,104	-12,026	212,383	267,553	-55,170
	Mineral Ores & Sands	183	2,477	-2,294	78,679	227,075	-148,396
	Other	177,502	223,428	-45,927	3,139,102	3,463,935	-324,833
	TOTAL	865,363	873,878	-8,515	10,797,758	13,446,717	-2,648,959
Total	Transhipped	62,523	38,884	23,639	656,336	410,138	246,199
	Import	1,432,590	1,856,415	-423,825	17,322,515	20,383,468	-3,060,953
	Export	899,410	896,460	2,950	11,143,394	13,669,777	-2,526,383
	TOTAL TRADE	2,331,999	2,752,874	-420,875	28,465,909	34,053,246	-5,587,336
Total Motor Vehicle Units	19,280	17,547	1,733	210,881	226,713	-15,832	

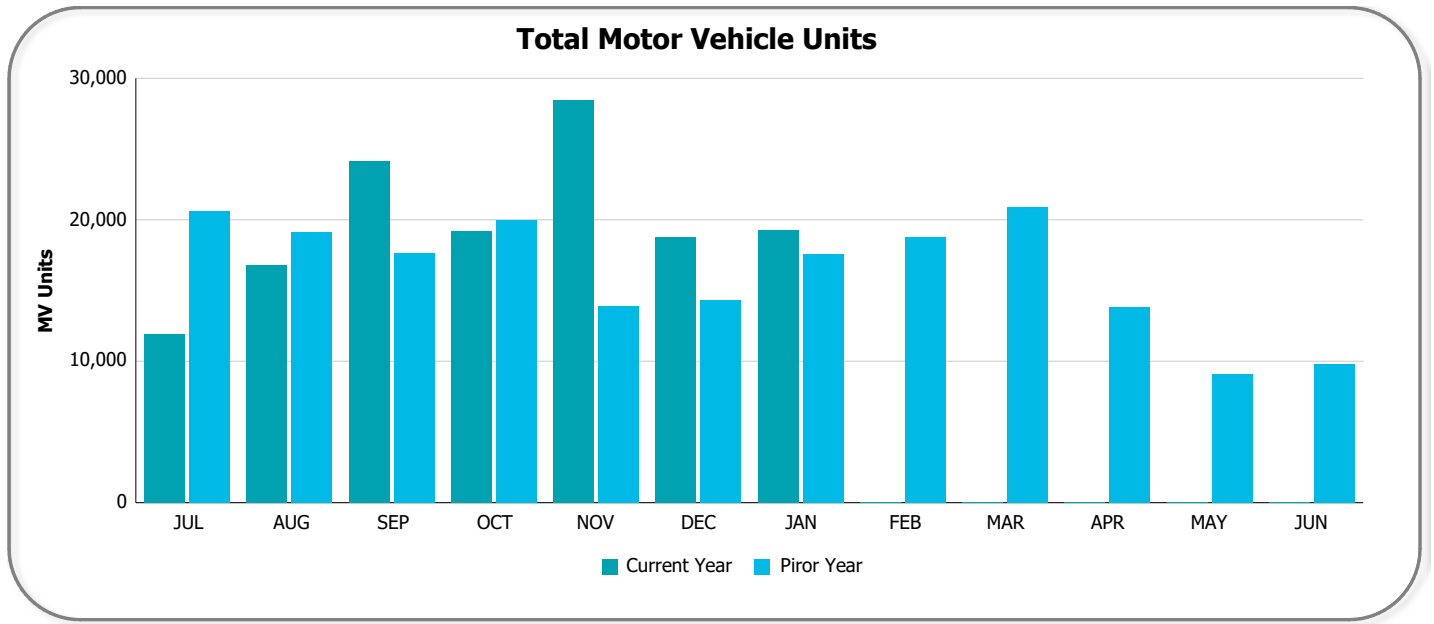
Total Trade in Tonnes

Jan 2021



Total Motor Vehicle Units

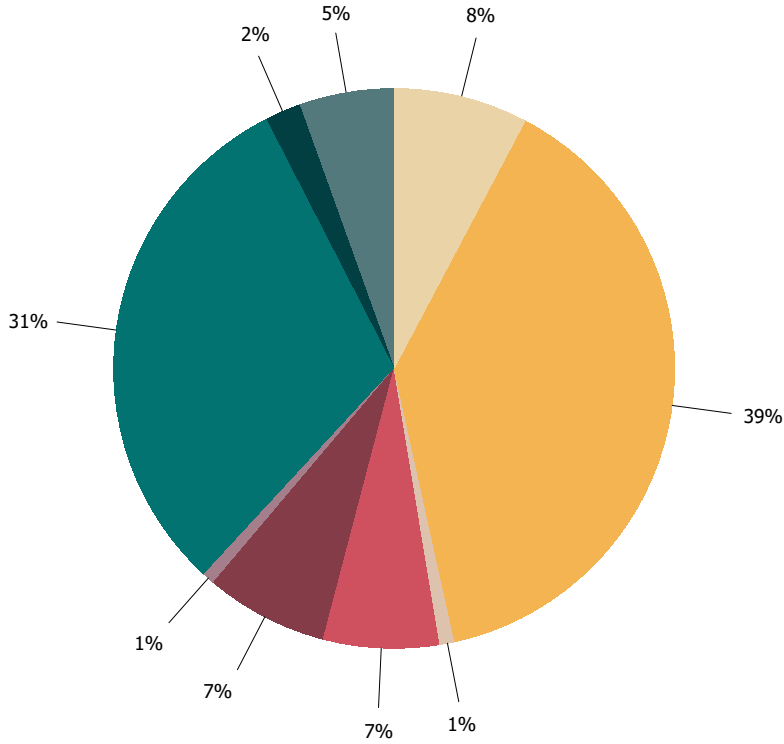
Jan 2021



Total Trade in Tonnes

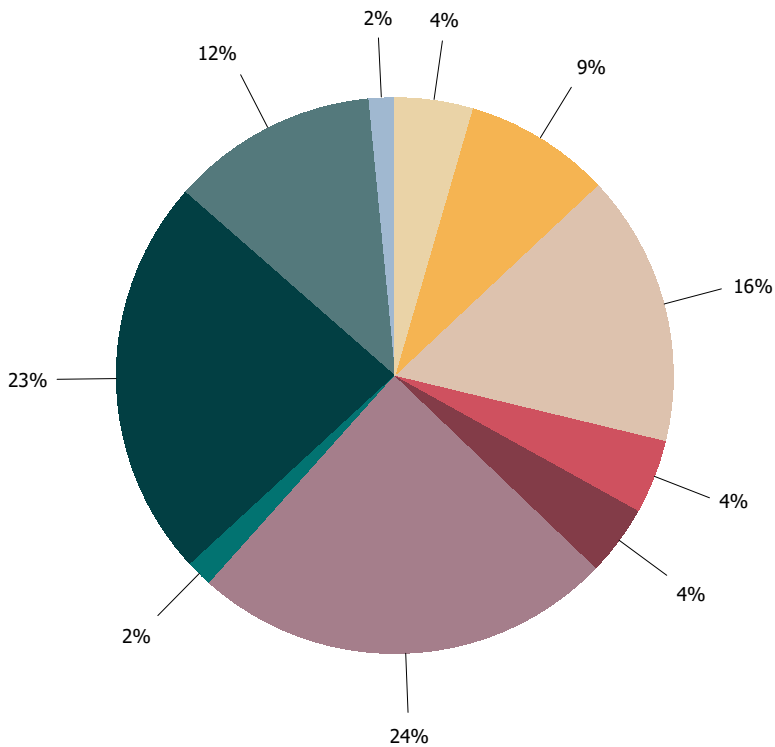
Jan 2021

Export Rolling 12-months



- Export Groups**
- Agricultural Seeds
 - Coal
 - Cotton
 - Iron & Steel
 - Meat Products
 - Mineral Ores & Sands
 - Other
 - Paper & Wood Pulp
 - Refined Oil

Import Rolling 12-months

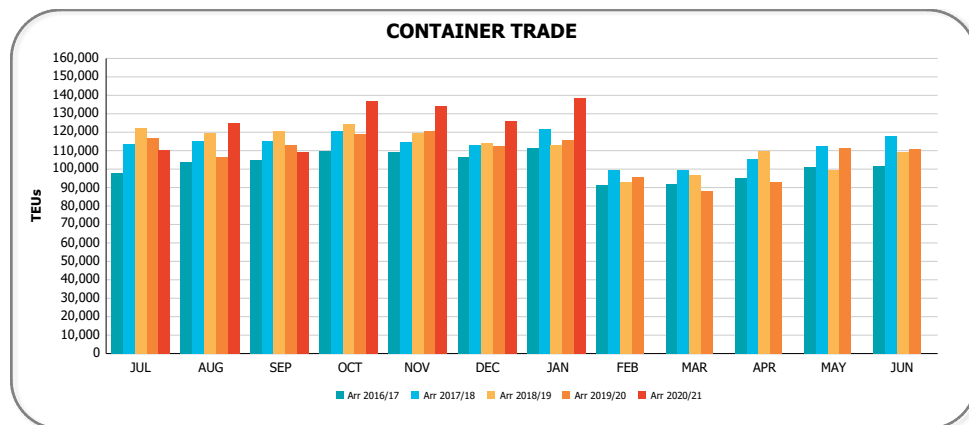


- Import Groups**
- Building Products
 - Cement
 - Crude Oil
 - Fertiliser & Chemicals (Rural)
 - Iron & Steel
 - Other
 - Paper & Wood Pulp
 - Refined Oil
 - Retail
 - Timber

Container Trade in TEUs

Jan 2021

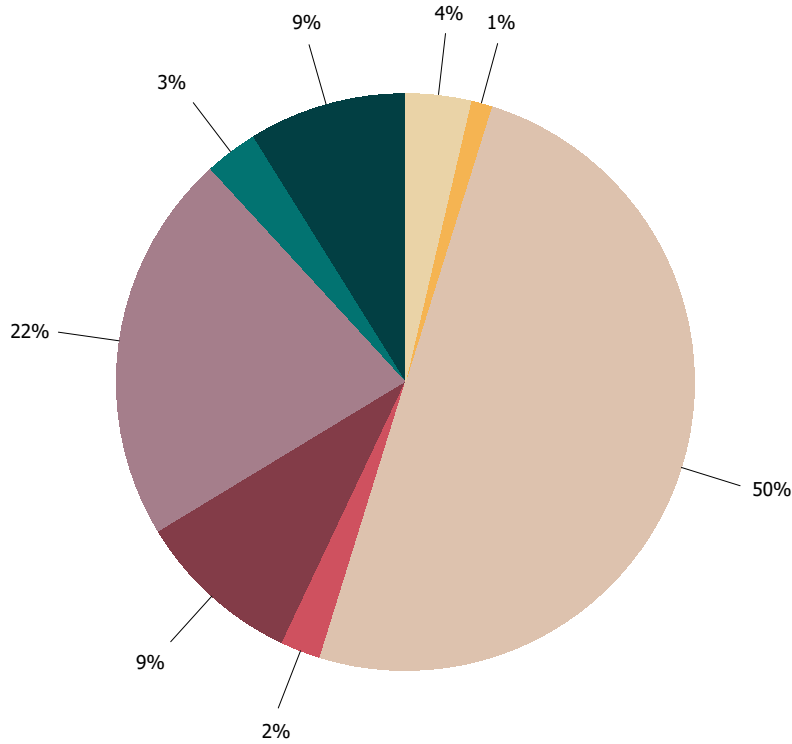
			Arr 2021/Jan	Arr 2020/Jan	Variance	Rolling 12 Months	PY Rolling 12 Months	Variance	
Import (Non-T'ship)	Teus	Empty	3,757	4,420	-663	57,502	69,380	-11,878	
		Full	F.A.K.	6,188	2,644	3,544	38,956	38,990	-35
			Household Items	9,084	6,036	3,048	82,075	72,863	9,212
			Building Products	6,154	5,895	259	67,582	60,434	7,148
			Electrical Equipment	5,773	4,362	1,411	61,749	52,252	9,497
			Paper & Wood Pulp	2,725	2,564	161	25,654	28,216	-2,562
			Iron & Steel	3,590	3,923	-333	40,123	39,558	565
			Import Other	29,614	24,602	5,012	303,429	286,417	17,012
			Total	63,128	50,026	13,102	619,568	578,730	40,838
		Total	66,884	54,446	12,439	677,070	648,110	28,960	
Export (Non-T'ship)	Teus	Empty	45,840	36,962	8,878	321,348	285,616	35,732	
		Full	Meat Products	3,130	3,753	-623	59,794	69,631	-9,837
			Cotton	568	384	184	7,564	20,814	-13,250
			Paper & Wood Pulp	1,280	2,293	-1,013	19,037	23,998	-4,961
			Timber	719	2,898	-2,179	57,017	54,344	2,673
			F.A.K.	1,381	1,051	330	14,418	17,087	-2,669
			Agricultural Seeds	2,785	1,570	1,215	23,460	17,141	6,319
			Export Other	8,800	9,167	-367	140,521	149,654	-9,133
			Total	18,663	21,116	-2,453	321,811	352,669	-30,858
		Total	64,503	58,078	6,424	643,159	638,285	4,874	
TOTAL	Teus	Transhipped	7,356	3,059	4,297	58,925	26,702	32,223	
		Empty	49,597	41,382	8,214	378,850	354,996	23,854	
		Full	81,790	71,142	10,649	941,379	931,399	9,980	
		Total	138,743	115,583	23,160	1,379,153	1,313,096	66,057	



Container Trade in TEUs

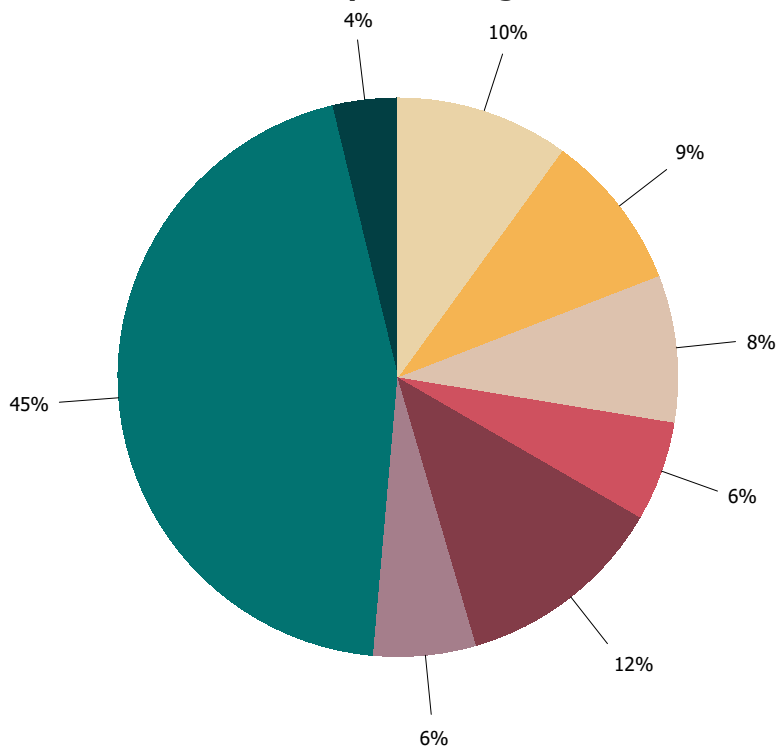
Jan 2021

Export Rolling 12-months



- Export Groups**
- Agricultural Seeds
 - Cotton
 - Empty
 - F.A.K.
 - Meat Products
 - Other
 - Paper & Wood Pulp
 - Timber

Import Rolling 12-months



- Import Groups**
- Building Products
 - Electrical Equipment
 - Empty
 - F.A.K.
 - Household Items
 - Iron & Steel
 - Other
 - Paper & Wood Pulp