

Monthly Trade Report

March 2019

Total Trade in Tonnes

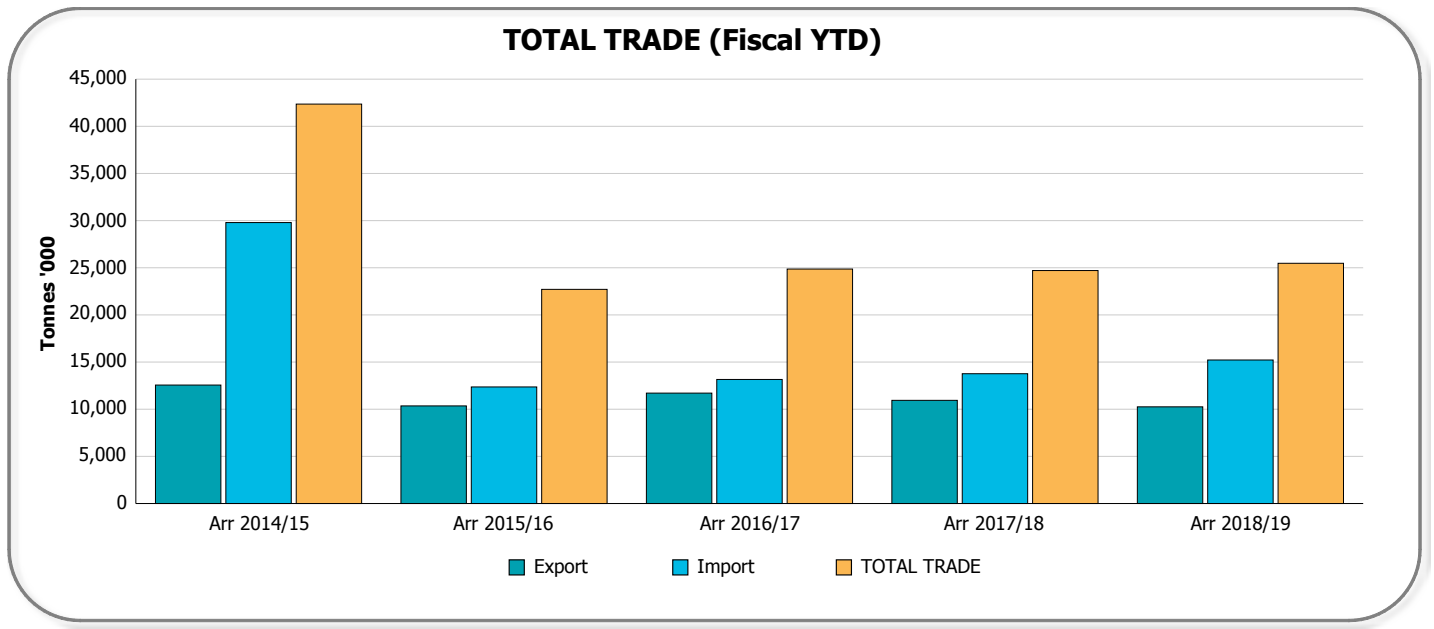
(Including containerised and non-containerised)

Mar 2019

		Arr 2019/Mar	Arr 2018/Mar	Variance	Rolling 12 Months	PY Rolling 12 Months	Variance
Import (Non-T'ship)	Crude Oil	432,531	294,861	137,671	4,767,633	4,704,054	63,579
	Refined Oil	366,121	271,275	94,846	3,829,425	3,563,584	265,841
	Cement	201,370	66,879	134,491	1,792,241	1,744,693	47,549
	Iron & Steel	56,063	64,668	-8,606	799,298	806,274	-6,976
	Building Products	48,575	52,321	-3,746	751,647	713,420	38,227
	Timber	24,837	28,221	-3,384	310,856	323,194	-12,338
	Fertiliser & Chemicals (Rural)	49,578	71,896	-22,318	635,066	729,841	-94,775
	Paper & Wood Pulp	17,509	16,510	999	206,450	206,997	-547
	Retail Group	126,431	161,205	-34,774	2,035,246	2,073,278	-38,032
	Dredging Sand	0	0	0	0	22	-22
	Other	616,224	227,785	388,439	4,767,243	3,021,063	1,746,180
TOTAL	1,939,239	1,255,621	683,618	19,895,107	17,886,422	2,008,685	
Export (Non-T'ship)	Coal	510,401	523,546	-13,146	6,808,580	7,207,248	-398,668
	Refined Oil	117,258	55,901	61,357	736,788	734,951	1,837
	Agricultural Seeds	29,464	65,681	-36,216	591,302	1,158,745	-567,443
	Cotton	24,077	2,957	21,120	493,457	420,910	72,548
	Meat Products	85,625	62,245	23,380	824,780	740,376	84,404
	Iron & Steel	46,764	66,213	-19,449	663,249	678,364	-15,116
	Paper & Wood Pulp	23,402	19,583	3,819	275,730	272,357	3,373
	Mineral Ores & Sands	2,742	40,837	-38,095	232,684	300,096	-67,411
	Other	253,834	240,765	13,069	3,051,089	3,167,167	-116,078
	TOTAL	1,122,162	1,090,713	31,449	13,890,983	14,747,882	-856,898
Total	Transhipped	16,144	13,939	2,205	324,592	407,877	-83,285
	Import	1,945,599	1,262,129	683,469	20,041,019	18,072,271	1,968,748
	Export	1,131,947	1,098,144	33,803	14,069,663	14,969,909	-900,246
	TOTAL TRADE	3,077,546	2,360,273	717,273	34,110,682	33,042,180	1,068,502
Total Motor Vehicle Units	23,860	26,792	-2,932	261,133	273,668	-12,535	

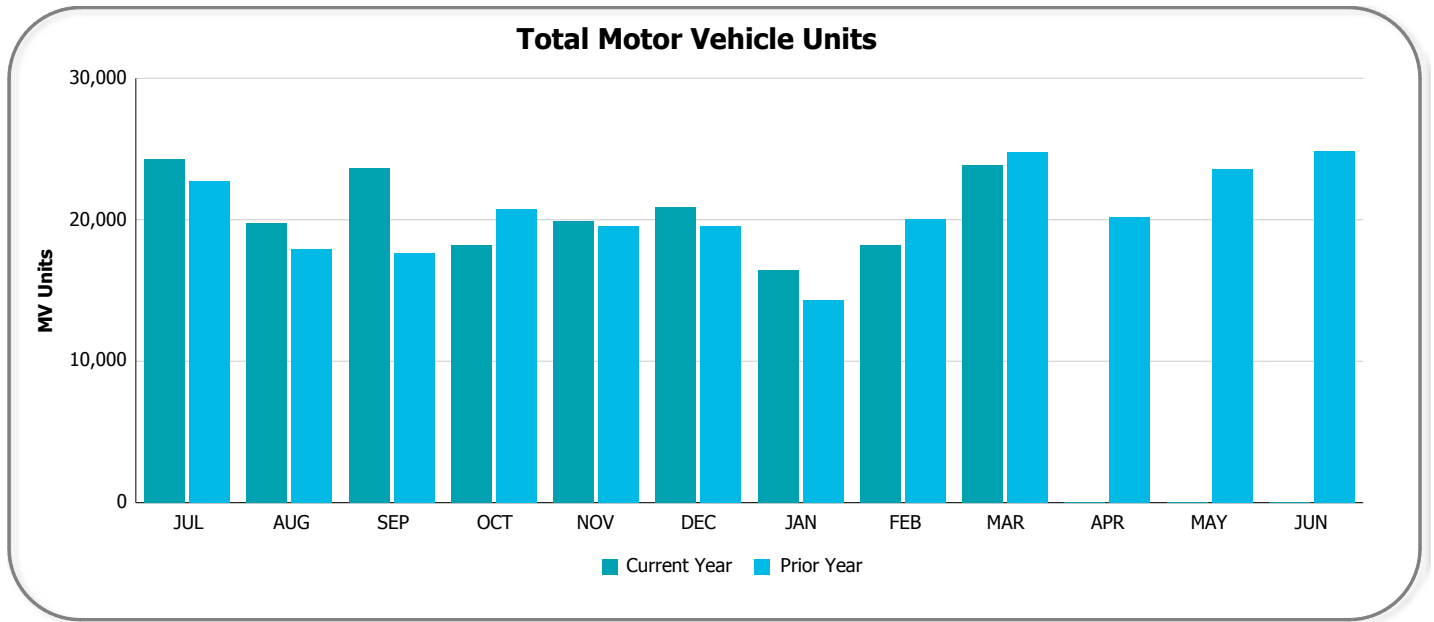
Total Trade in Tonnes

Mar 2019



Total Motor Vehicle Units

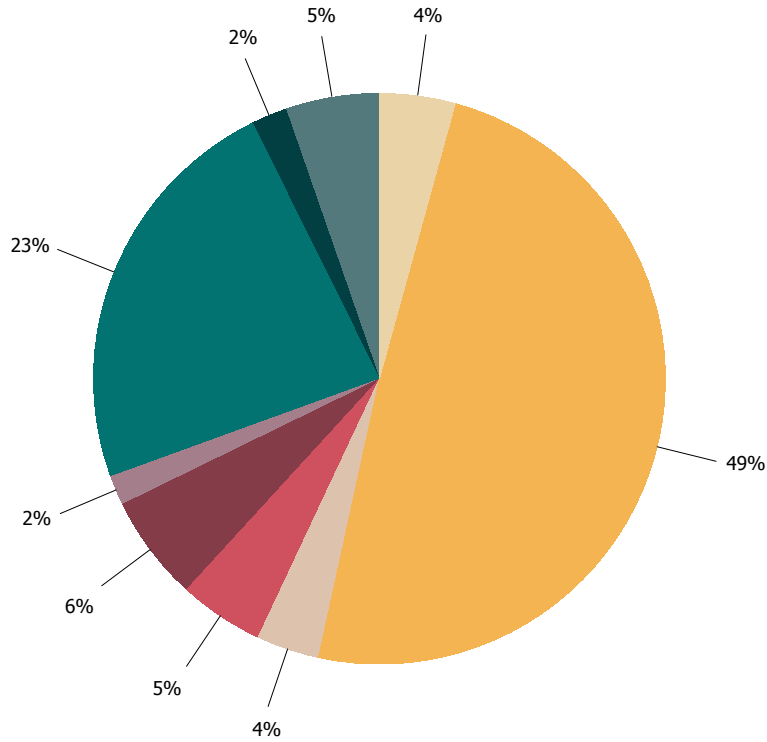
Mar 2019



Total Trade in Tonnes

Mar 2019

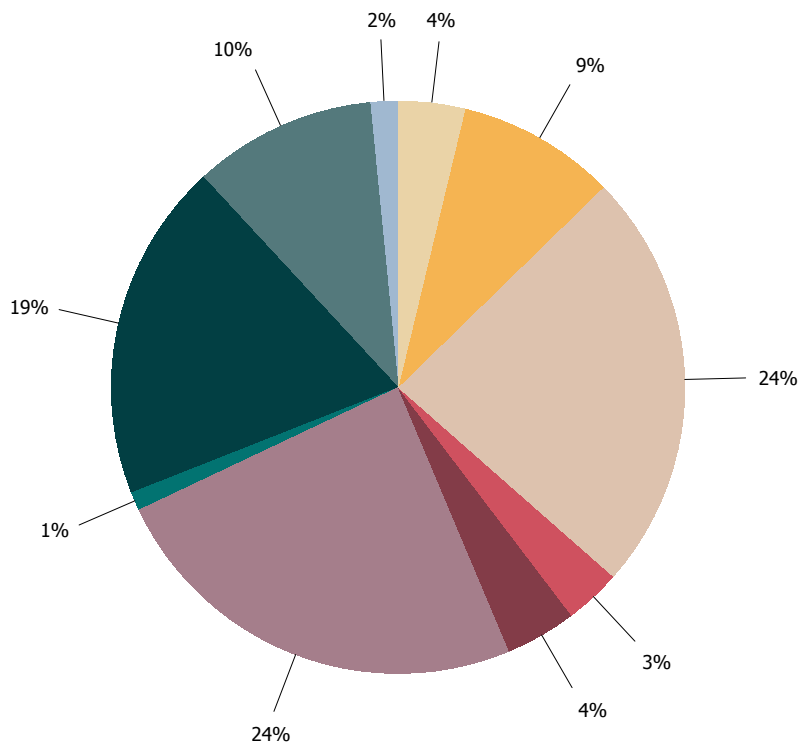
Export Rolling 12-months



Export Groups

- Agricultural Seeds
- Coal
- Cotton
- Iron & Steel
- Meat Products
- Mineral Ores & Sands
- Other
- Paper & Wood Pulp
- Refined Oil

Import Rolling 12-months



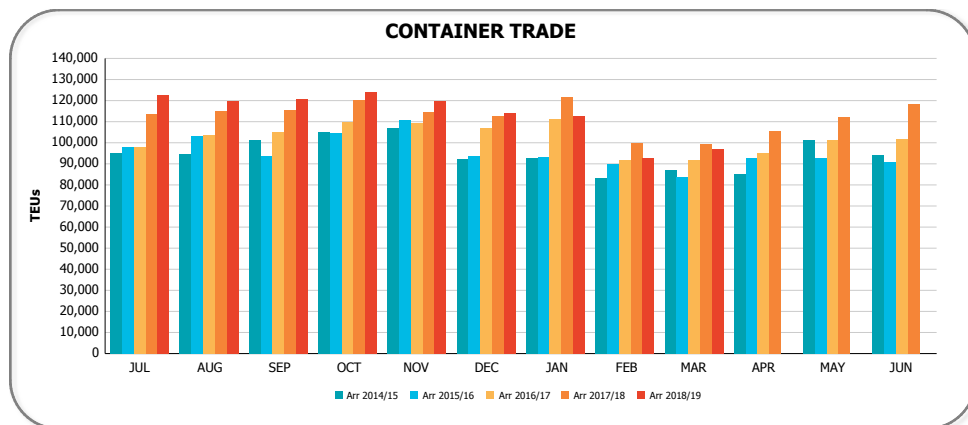
Import Groups

- Building Products
- Cement
- Crude Oil
- Fertiliser & Chemicals (Rural)
- Iron & Steel
- Other
- Paper & Wood Pulp
- Refined Oil
- Retail
- Timber

Container Trade in TEUs

Mar 2019

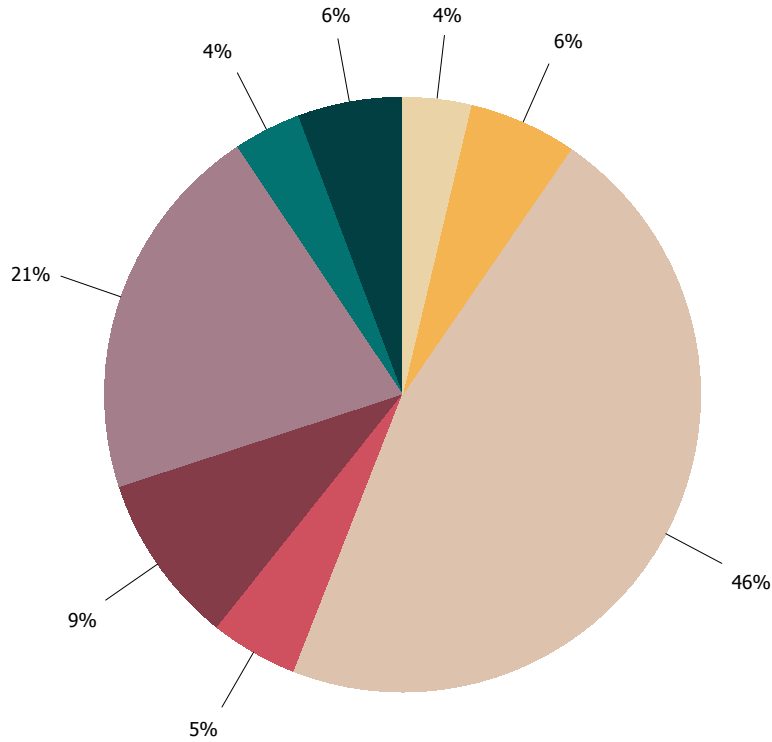
			Arr 2019/Mar	Arr 2018/Mar	Variance	Rolling 12 Months	PY Rolling 12 Months	Variance	
Import (Non-T'ship)	Teus	Empty	4,806	5,072	-266	66,529	63,478	3,051	
		Full	F.A.K.	2,536	6,128	-3,592	59,237	69,835	-10,598
			Household Items	3,221	3,550	-329	74,283	71,809	2,474
			Building Products	3,964	4,089	-125	63,679	58,229	5,450
			Electrical Equipment	3,979	3,684	295	55,384	50,332	5,052
			Paper & Wood Pulp	1,757	1,639	118	22,710	22,042	668
			Iron & Steel	2,842	3,506	-664	43,204	43,188	16
			Import Other	22,896	21,531	1,365	292,678	282,321	10,357
			Total	41,194	44,127	-2,933	611,175	597,756	13,419
		Total	46,000	49,199	-3,199	677,704	661,234	16,470	
Export (Non-T'ship)	Teus	Empty	18,873	24,242	-5,369	311,057	286,746	24,311	
		Full	Meat Products	6,515	4,715	1,800	62,189	54,811	7,378
			Cotton	1,920	236	1,684	39,422	34,000	5,422
			Paper & Wood Pulp	2,067	1,692	375	24,562	24,088	474
			Timber	4,195	2,812	1,383	38,377	32,209	6,168
			F.A.K.	1,254	3,537	-2,283	31,927	36,621	-4,694
			Agricultural Seeds	1,398	2,615	-1,217	24,818	44,684	-19,866
			Export Other	13,262	9,618	3,644	138,463	127,216	11,248
			Total	30,611	25,225	5,386	359,758	353,629	6,129
		Total	49,484	49,467	17	670,816	640,375	30,441	
TOTAL	Teus	Transhipped	1,497	867	630	11,216	9,853	1,363	
		Empty	23,679	29,314	-5,635	377,586	350,224	27,362	
		Full	71,805	69,352	2,453	970,933	951,385	19,548	
		Total	96,981	99,533	-2,552	1,359,735	1,311,462	48,274	



Container Trade in TEUs

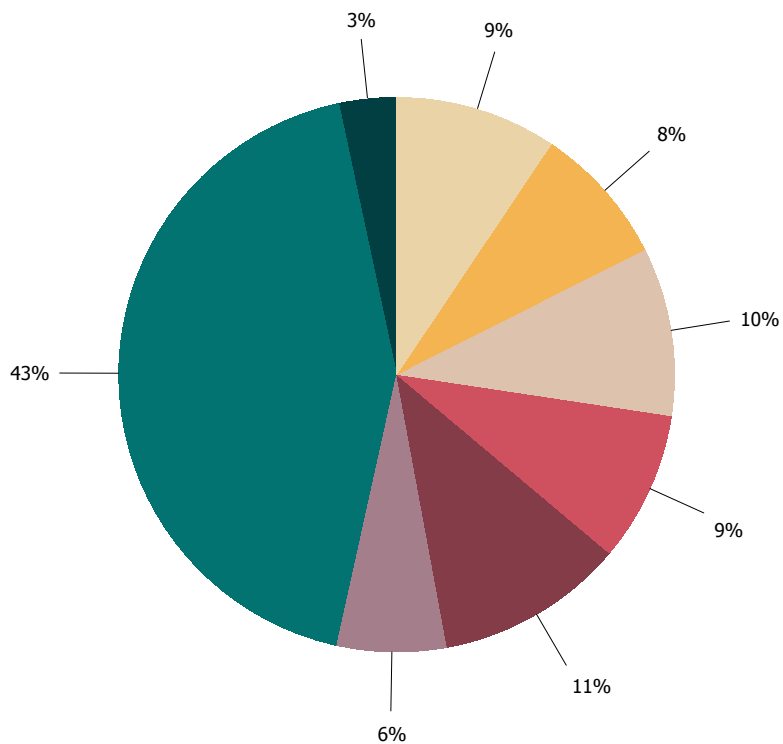
Mar 2019

Export Rolling 12-months



- Export Groups**
- Agricultural Seeds
 - Cotton
 - Empty
 - F.A.K.
 - Meat Products
 - Other
 - Paper & Wood Pulp
 - Timber

Import Rolling 12-months



- Import Groups**
- Building Products
 - Electrical Equipment
 - Empty
 - F.A.K.
 - Household Items
 - Iron & Steel
 - Other
 - Paper & Wood Pulp