

Monthly Trade Report

November 2019

Total Trade in Tonnes

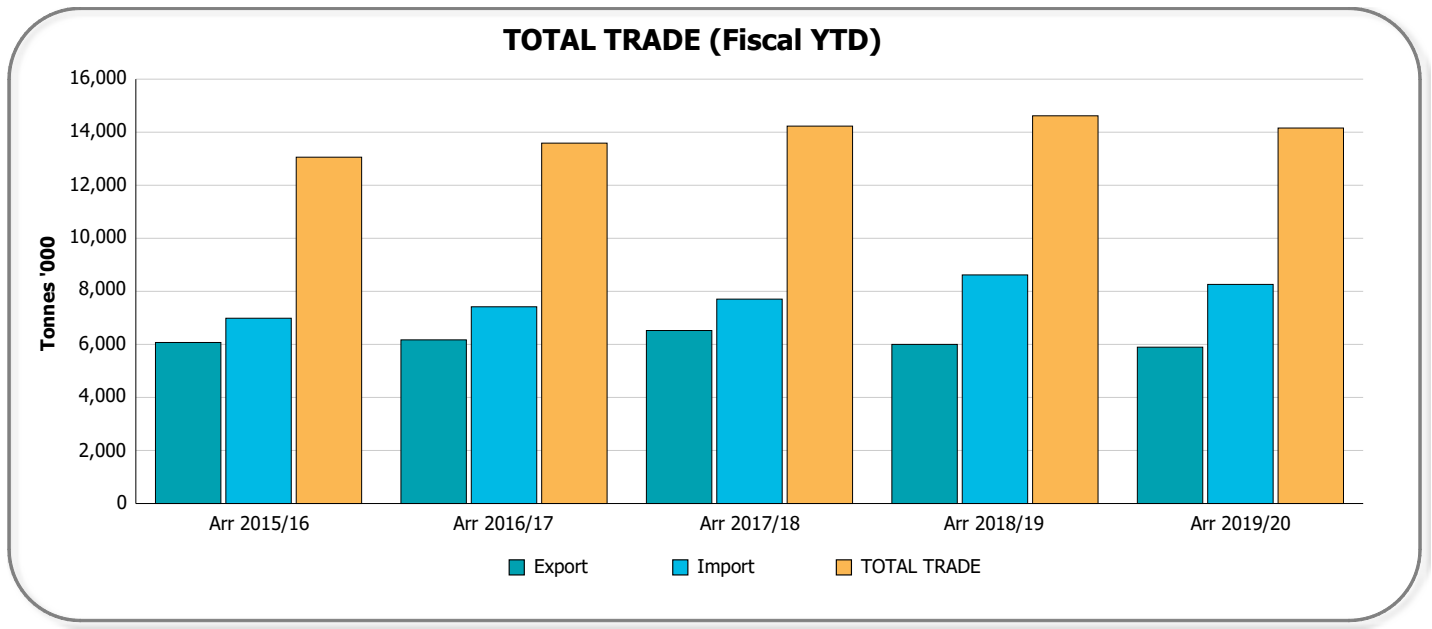
(Including containerised and non-containerised)

Nov 2019

		Arr 2019/Nov	Arr 2018/Nov	Variance	Rolling 12 Months	PY Rolling 12 Months	Variance
Import (Non-T'ship)	Crude Oil	461,963	358,654	103,308	4,561,001	4,792,380	-231,379
	Refined Oil	340,885	251,606	89,279	3,933,503	3,657,727	275,775
	Cement	205,930	234,552	-28,622	1,630,763	1,891,221	-260,458
	Iron & Steel	54,562	88,457	-33,894	654,862	844,391	-189,529
	Building Products	66,739	68,647	-1,908	704,257	759,808	-55,551
	Timber	24,041	27,053	-3,012	261,457	338,169	-76,711
	Fertiliser & Chemicals (Rural)	38,723	80,234	-41,511	531,508	684,820	-153,312
	Paper & Wood Pulp	24,174	17,013	7,161	246,855	197,322	49,533
	Retail Group	181,045	190,631	-9,586	1,902,351	2,130,119	-227,768
	Dredging Sand	0	0	0	0	0	0
	Other	446,226	411,906	34,321	5,351,649	4,053,842	1,297,806
TOTAL	1,844,288	1,728,751	115,536	19,778,205	19,349,799	428,406	
Export (Non-T'ship)	Coal	382,952	547,521	-164,570	6,403,776	7,096,344	-692,567
	Refined Oil	53,463	55,770	-2,307	754,937	624,373	130,563
	Agricultural Seeds	30,584	29,355	1,229	419,565	650,451	-230,886
	Cotton	16,349	31,393	-15,043	292,405	400,846	-108,441
	Meat Products	78,947	63,744	15,203	898,998	784,739	114,258
	Iron & Steel	33,928	46,184	-12,255	749,423	659,654	89,769
	Paper & Wood Pulp	17,906	21,650	-3,744	268,615	268,934	-319
	Mineral Ores & Sands	6,066	3,231	2,835	236,788	207,034	29,754
	Other	262,740	207,740	55,000	2,984,852	3,119,029	-134,177
	TOTAL	932,353	1,016,698	-84,345	13,426,241	14,051,660	-625,419
Total	Transhipped	19,310	10,393	8,917	358,570	329,499	29,071
	Import	1,854,838	1,734,278	120,560	19,943,940	19,497,789	446,151
	Export	941,112	1,021,564	-80,452	13,619,076	14,233,169	-614,093
	TOTAL TRADE	2,795,950	2,755,842	40,108	33,563,016	33,730,958	-167,942
Total Motor Vehicle Units	13,889	19,935	-6,046	231,715	273,613	-41,898	

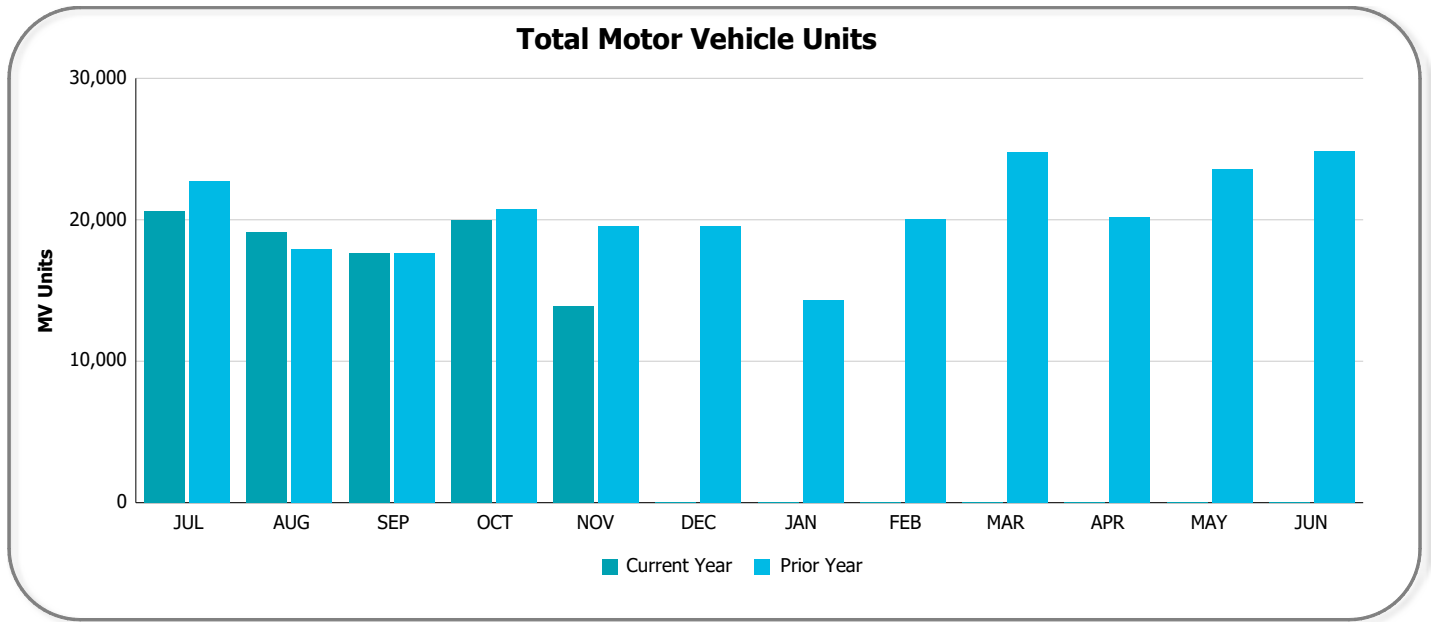
Total Trade in Tonnes

Nov 2019



Total Motor Vehicle Units

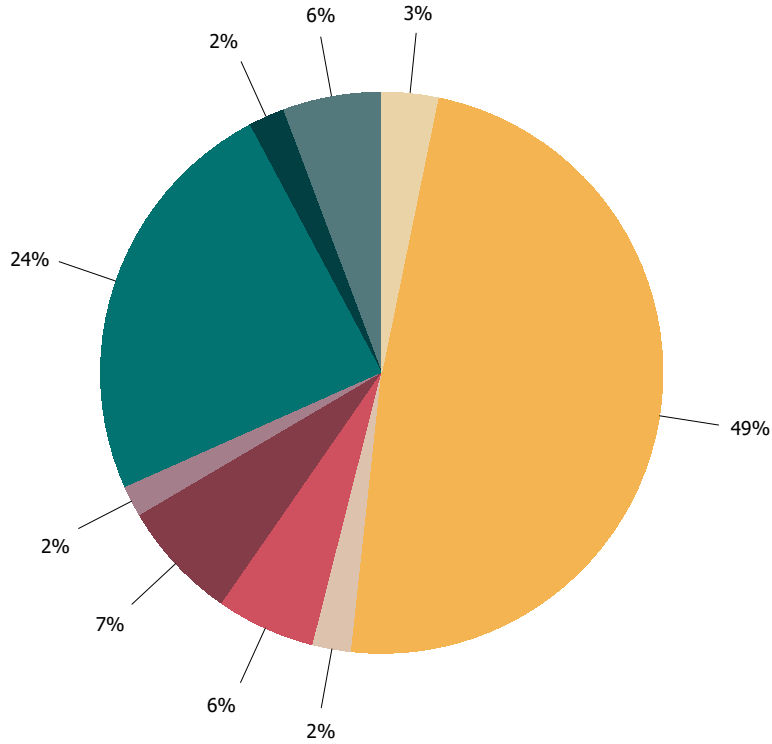
Nov 2019



Total Trade in Tonnes

Nov 2019

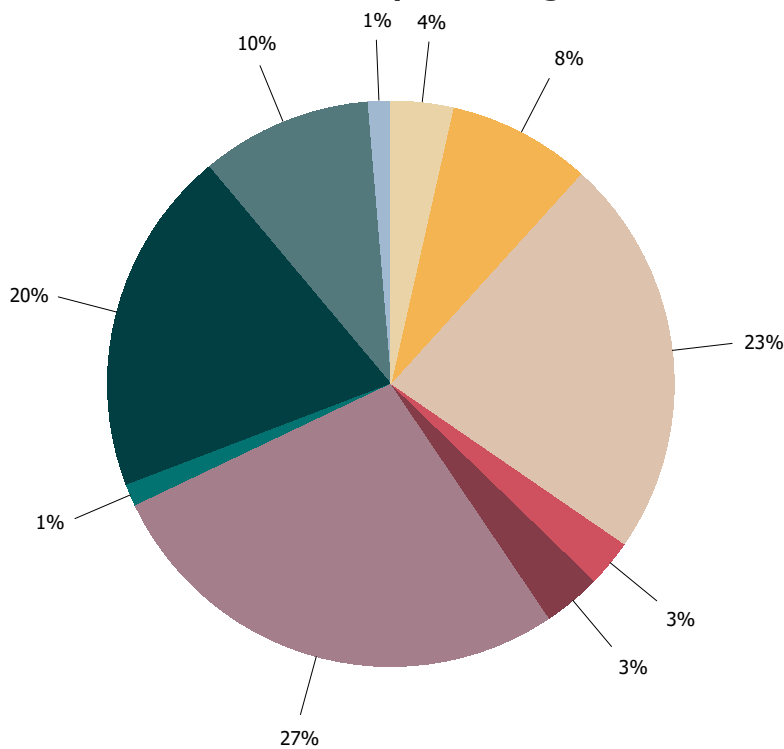
Export Rolling 12-months



Export Groups

- Agricultural Seeds
- Coal
- Cotton
- Iron & Steel
- Meat Products
- Mineral Ores & Sands
- Other
- Paper & Wood Pulp
- Refined Oil

Import Rolling 12-months



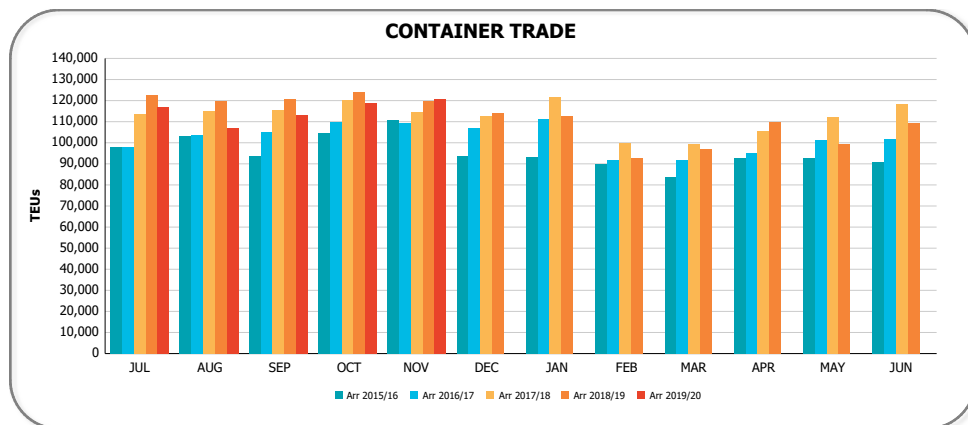
Import Groups

- Building Products
- Cement
- Crude Oil
- Fertiliser & Chemicals (Rural)
- Iron & Steel
- Other
- Paper & Wood Pulp
- Refined Oil
- Retail
- Timber

Container Trade in TEUs

Nov 2019

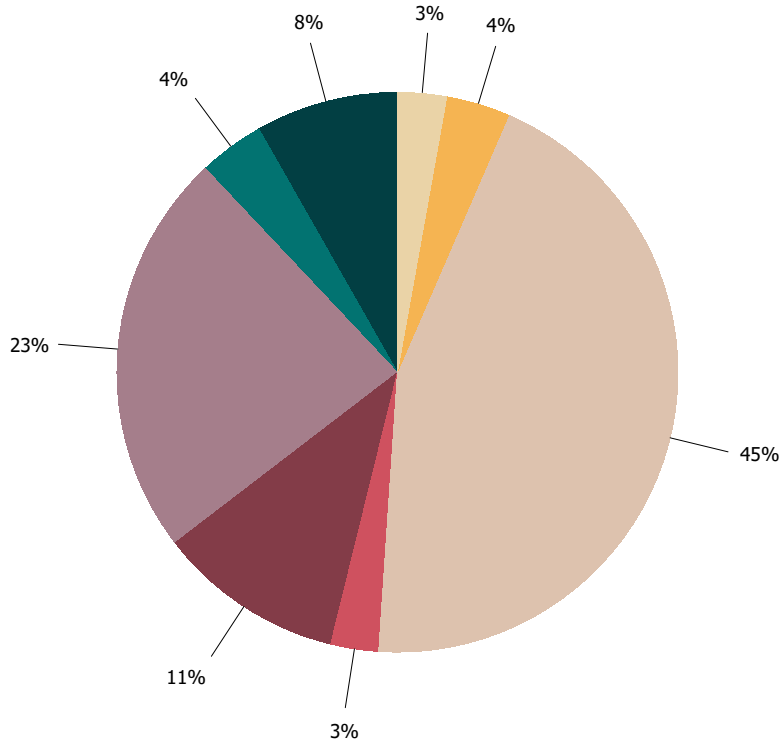
			Arr 2019/Nov	Arr 2018/Nov	Variance	Rolling 12 Months	PY Rolling 12 Months	Variance	
Import (Non-T'ship)	Teus	Empty	3,561	4,138	-576	68,743	64,380	4,363	
		Full	F.A.K.	2,746	5,792	-3,046	42,007	70,481	-28,474
			Household Items	8,716	7,416	1,300	73,656	74,250	-594
			Building Products	5,996	6,062	-66	60,323	64,257	-3,934
			Electrical Equipment	5,515	4,993	522	52,836	56,213	-3,377
			Paper & Wood Pulp	2,652	1,859	793	27,512	21,597	5,915
			Iron & Steel	3,608	3,515	93	39,293	44,621	-5,328
			Import Other	27,238	26,014	1,224	289,092	292,474	-3,382
			Total	56,471	55,651	820	584,719	623,894	-39,175
		Total	60,032	59,788	244	653,462	688,274	-34,812	
Export (Non-T'ship)	Teus	Empty	28,928	31,779	-2,851	283,765	331,250	-47,485	
		Full	Meat Products	6,038	4,901	1,137	68,512	59,019	9,493
			Cotton	1,313	2,492	-1,179	23,440	32,107	-8,667
			Paper & Wood Pulp	1,710	1,941	-231	24,091	23,948	143
			Timber	5,530	2,718	2,812	52,420	37,038	15,382
			F.A.K.	1,406	3,361	-1,955	17,614	37,520	-19,906
			Agricultural Seeds	1,297	1,345	-48	17,957	26,966	-9,009
			Export Other	12,216	10,625	1,591	148,924	131,942	16,982
			Total	29,510	27,383	2,127	352,958	348,540	4,418
		Total	58,438	59,162	-724	636,723	679,790	-43,067	
TOTAL	Teus	Transhipped	2,291	786	1,505	21,874	8,578	13,296	
		Empty	32,489	35,917	-3,428	352,508	395,630	-43,122	
		Full	85,981	83,034	2,947	937,677	972,434	-34,757	
		Total	120,761	119,737	1,024	1,312,059	1,376,643	-64,583	



Container Trade in TEUs

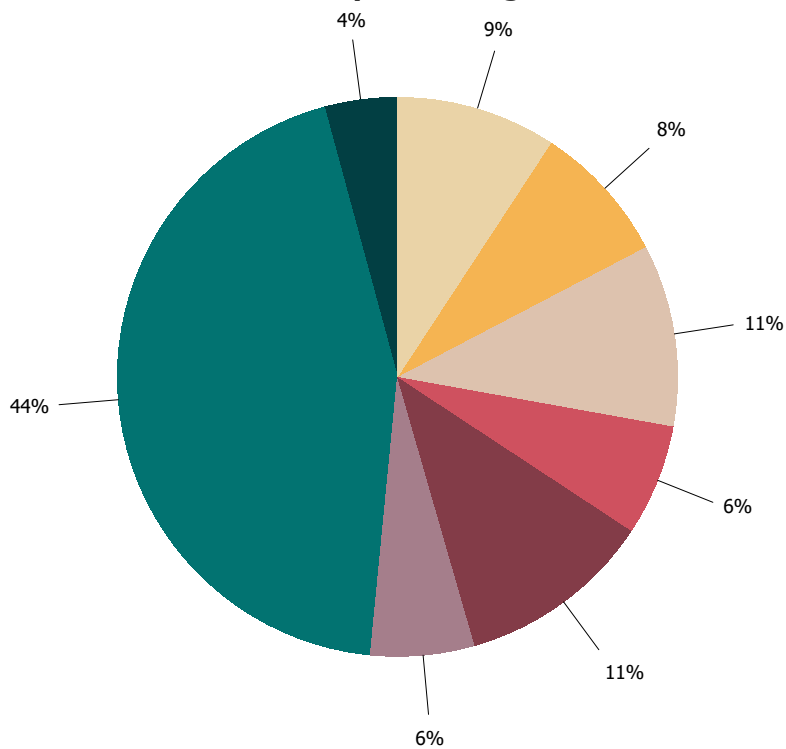
Nov 2019

Export Rolling 12-months



- Export Groups**
- Agricultural Seeds
 - Cotton
 - Empty
 - F.A.K.
 - Meat Products
 - Other
 - Paper & Wood Pulp
 - Timber

Import Rolling 12-months



- Import Groups**
- Building Products
 - Electrical Equipment
 - Empty
 - F.A.K.
 - Household Items
 - Iron & Steel
 - Other
 - Paper & Wood Pulp