

Monthly Trade Report

December 2019

Total Trade in Tonnes

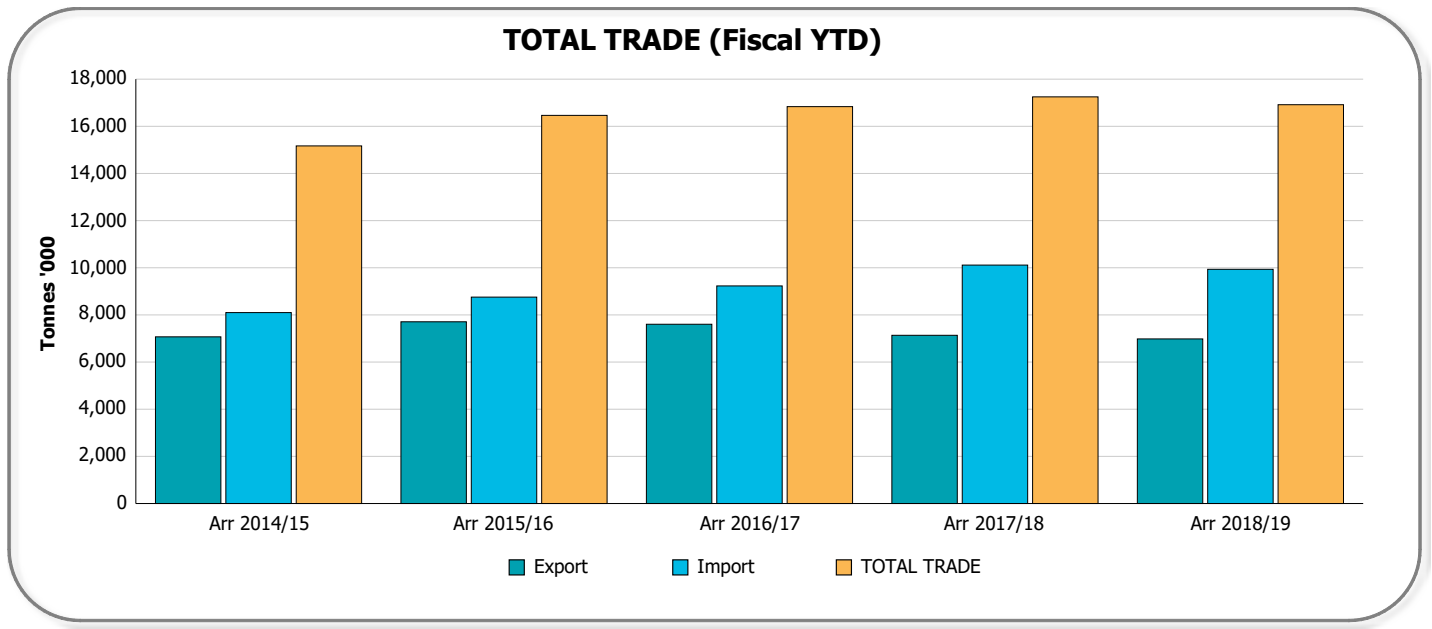
(Including containerised and non-containerised)

Dec 2019

		Arr 2019/Dec	Arr 2018/Dec	Variance	Rolling 12 Months	PY Rolling 12 Months	Variance
Import (Non-T'ship)	Crude Oil	399,993	393,434	6,559	4,567,560	4,744,440	-176,879
	Refined Oil	247,817	321,976	-74,159	3,859,344	3,693,838	165,505
	Cement	92,685	94,174	-1,489	1,629,274	1,799,324	-170,051
	Iron & Steel	46,601	50,033	-3,432	651,430	835,410	-183,980
	Building Products	47,357	55,046	-7,689	696,567	763,672	-67,105
	Timber	17,813	18,760	-947	260,510	331,242	-70,732
	Fertiliser & Chemicals (Rural)	28,819	31,323	-2,504	529,004	653,734	-124,730
	Paper & Wood Pulp	19,391	17,640	1,751	248,606	204,191	44,414
	Retail Group	155,003	168,371	-13,368	1,888,983	2,097,086	-208,103
	Dredging Sand	0	0	0	0	0	0
	Other	596,975	336,682	260,293	5,611,942	4,199,036	1,412,907
TOTAL	1,652,455	1,487,440	165,015	19,943,220	19,321,974	621,246	
Export (Non-T'ship)	Coal	517,659	565,236	-47,577	6,356,200	7,092,686	-736,487
	Refined Oil	74,301	50,781	23,519	778,456	644,020	134,436
	Agricultural Seeds	28,779	39,134	-10,356	409,210	653,314	-244,104
	Cotton	11,979	25,095	-13,115	279,290	419,547	-140,257
	Meat Products	80,004	76,305	3,698	902,696	796,805	105,891
	Iron & Steel	43,096	90,597	-47,501	701,922	691,654	10,268
	Paper & Wood Pulp	21,386	23,806	-2,420	266,194	266,909	-714
	Mineral Ores & Sands	29,892	33,078	-3,186	233,602	233,492	110
	Other	220,678	236,861	-16,183	2,968,669	3,099,294	-130,625
	TOTAL	1,068,251	1,130,968	-62,717	13,363,524	14,108,864	-745,340
Total	Transhipped	39,120	12,498	26,622	385,192	325,935	59,257
	Import	1,672,944	1,494,500	178,443	20,122,383	19,468,569	653,814
	Export	1,086,882	1,136,405	-49,523	13,569,553	14,288,204	-718,650
	TOTAL TRADE	2,759,826	2,630,906	128,920	33,691,936	33,756,773	-64,836
Total Motor Vehicle Units	14,843	20,903	-6,060	225,655	270,887	-45,232	

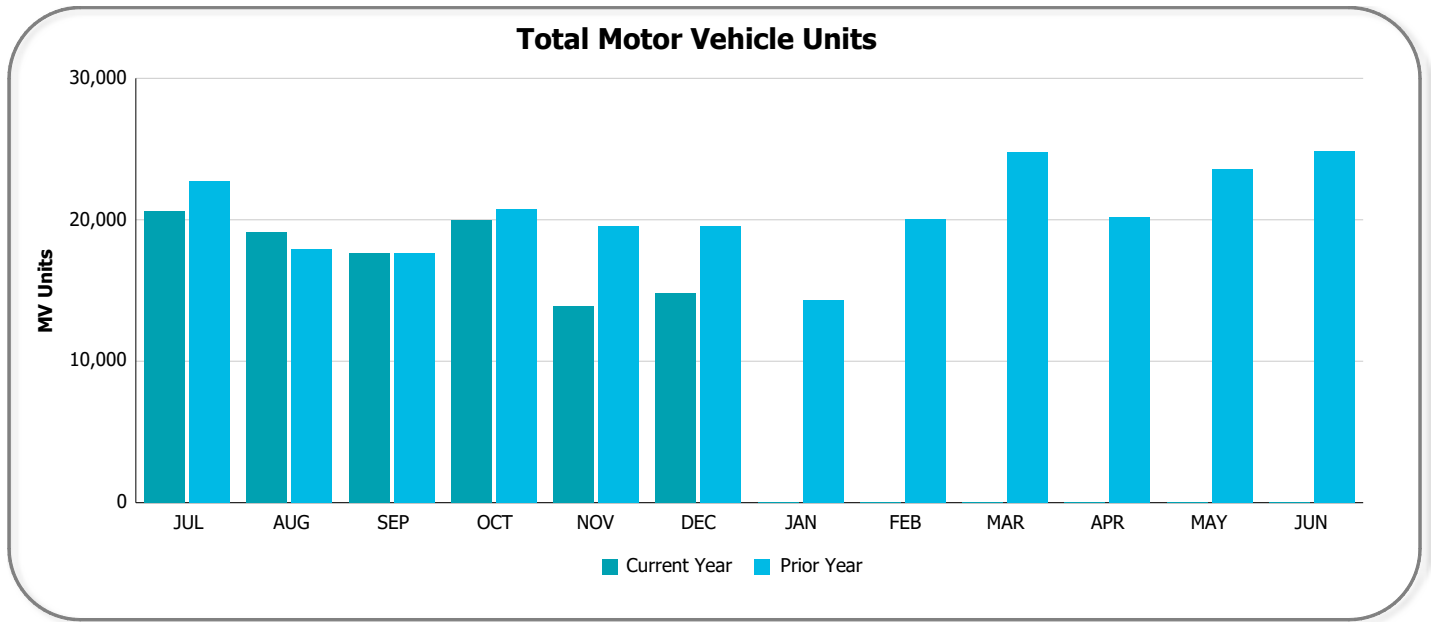
Total Trade in Tonnes

Dec 2019



Total Motor Vehicle Units

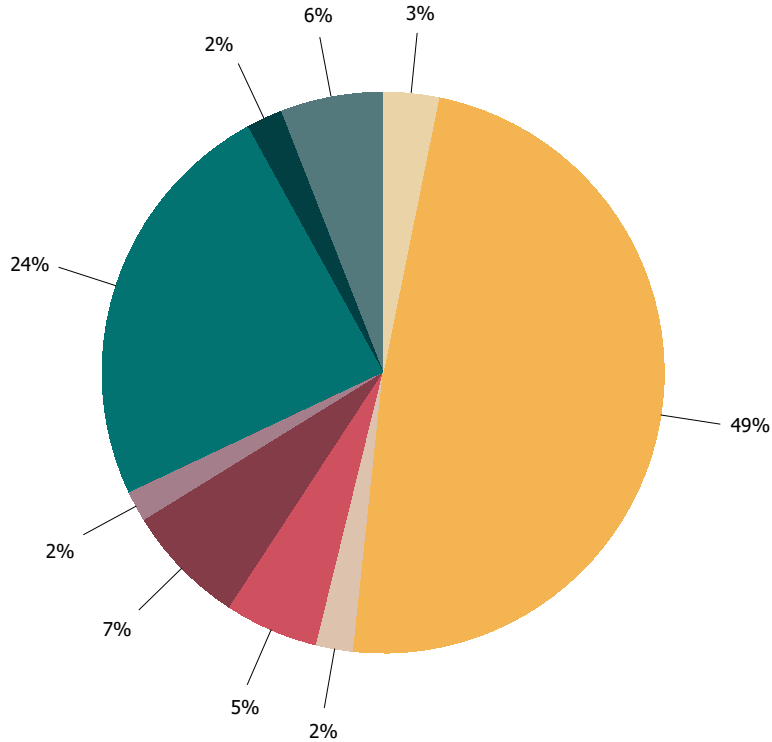
Dec 2019



Total Trade in Tonnes

Dec 2019

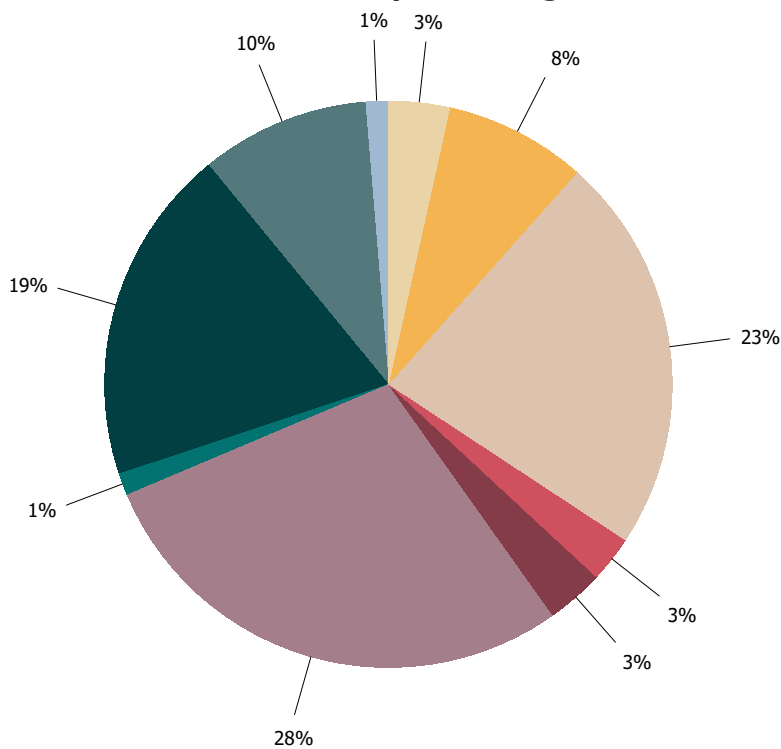
Export Rolling 12-months



Export Groups

- Agricultural Seeds
- Coal
- Cotton
- Iron & Steel
- Meat Products
- Mineral Ores & Sands
- Other
- Paper & Wood Pulp
- Refined Oil

Import Rolling 12-months



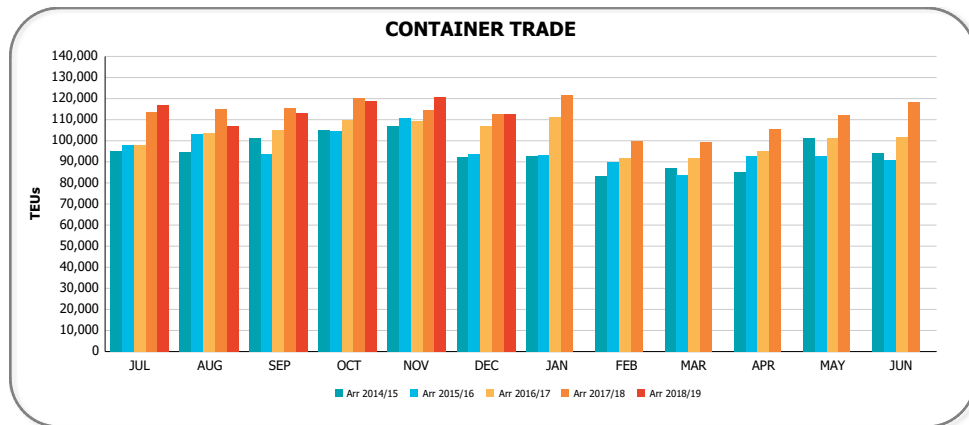
Import Groups

- Building Products
- Cement
- Crude Oil
- Fertiliser & Chemicals (Rural)
- Iron & Steel
- Other
- Paper & Wood Pulp
- Refined Oil
- Retail
- Timber

Container Trade in TEUs

Dec 2019

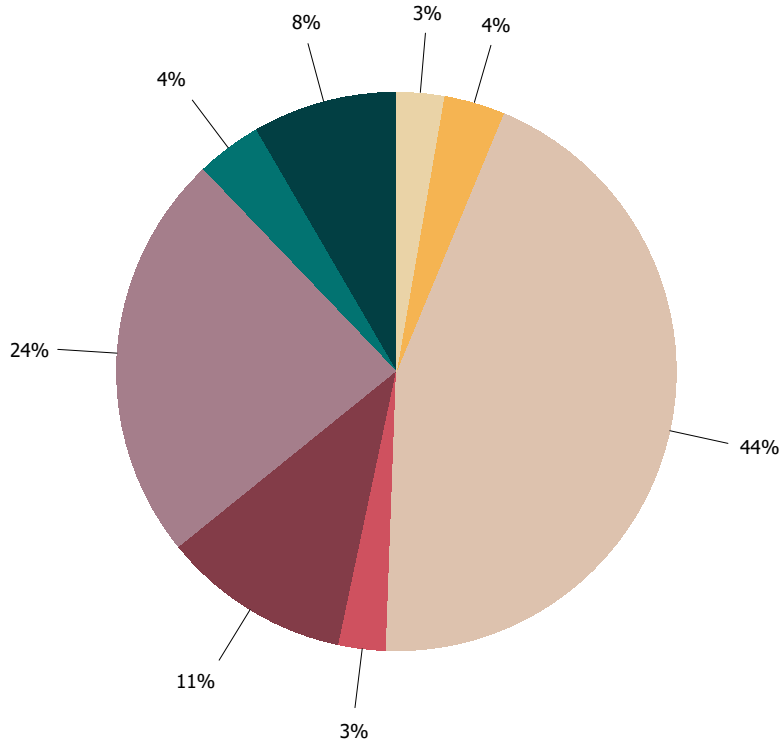
			Arr 2019/Dec	Arr 2018/Dec	Variance	Rolling 12 Months	PY Rolling 12 Months	Variance	
Import (Non-T'ship)	Teus	Empty	5,630	4,458	1,172	69,915	65,930	3,985	
		Full	F.A.K.	3,164	4,183	-1,019	40,988	65,674	-24,686
			Household Items	6,522	6,816	-294	73,362	75,241	-1,879
			Building Products	4,511	4,710	-199	60,124	64,359	-4,235
			Electrical Equipment	4,125	4,290	-165	52,671	55,752	-3,081
			Paper & Wood Pulp	2,304	2,184	120	27,632	22,486	5,146
			Iron & Steel	3,166	3,107	59	39,352	44,819	-5,467
			Import Other	22,856	23,579	-724	288,368	293,167	-4,798
			Total	46,648	48,870	-2,222	582,497	621,498	-39,000
		Total	52,277	53,328	-1,050	652,412	687,428	-35,016	
Export (Non-T'ship)	Teus	Empty	29,238	32,246	-3,008	280,757	331,255	-50,498	
		Full	Meat Products	6,086	5,721	365	68,877	59,980	8,897
			Cotton	950	2,020	-1,070	22,370	33,613	-11,243
			Paper & Wood Pulp	1,931	2,180	-249	23,842	23,882	-40
			Timber	4,307	3,601	706	53,126	37,627	15,499
			F.A.K.	1,374	1,699	-325	17,289	35,760	-18,471
			Agricultural Seeds	1,073	1,755	-682	17,275	27,060	-9,785
			Export Other	11,613	10,654	959	149,883	132,833	17,050
			Total	27,334	27,630	-296	352,662	350,755	1,907
		Total	56,572	59,876	-3,304	633,419	682,010	-48,591	
TOTAL	Teus	Transhipped	3,593	895	2,698	24,572	8,538	16,034	
		Empty	34,868	36,704	-1,836	350,672	397,185	-46,513	
		Full	73,982	76,500	-2,518	935,159	972,253	-37,094	
		Total	112,442	114,099	-1,656	1,310,403	1,377,976	-67,573	



Container Trade in TEUs

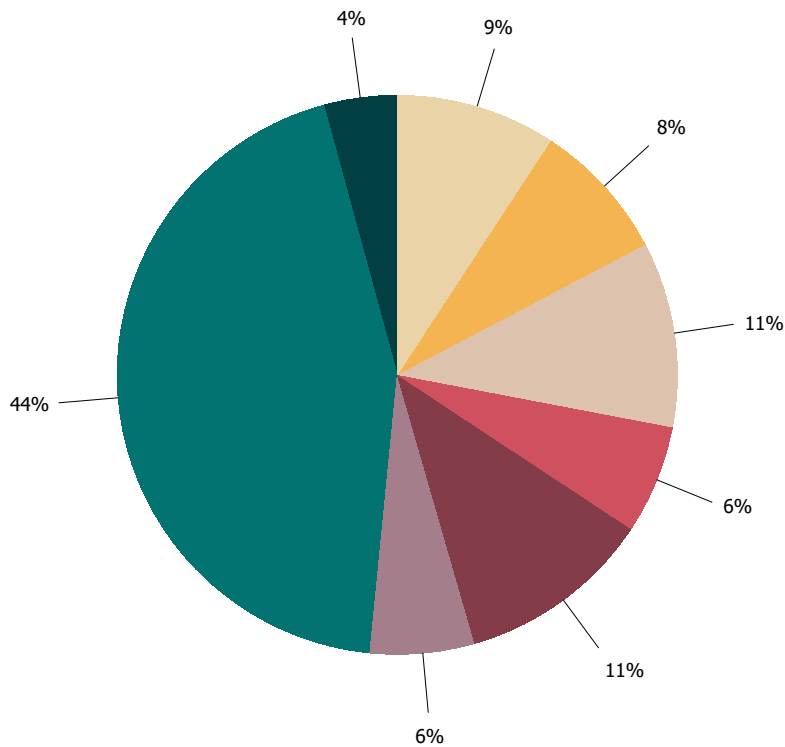
Dec 2019

Export Rolling 12-months



- Export Groups**
- Agricultural Seeds
 - Cotton
 - Empty
 - F.A.K.
 - Meat Products
 - Other
 - Paper & Wood Pulp
 - Timber

Import Rolling 12-months



- Import Groups**
- Building Products
 - Electrical Equipment
 - Empty
 - F.A.K.
 - Household Items
 - Iron & Steel
 - Other
 - Paper & Wood Pulp