

# Monthly Trade Report

June 2020

# Total Trade in Tonnes

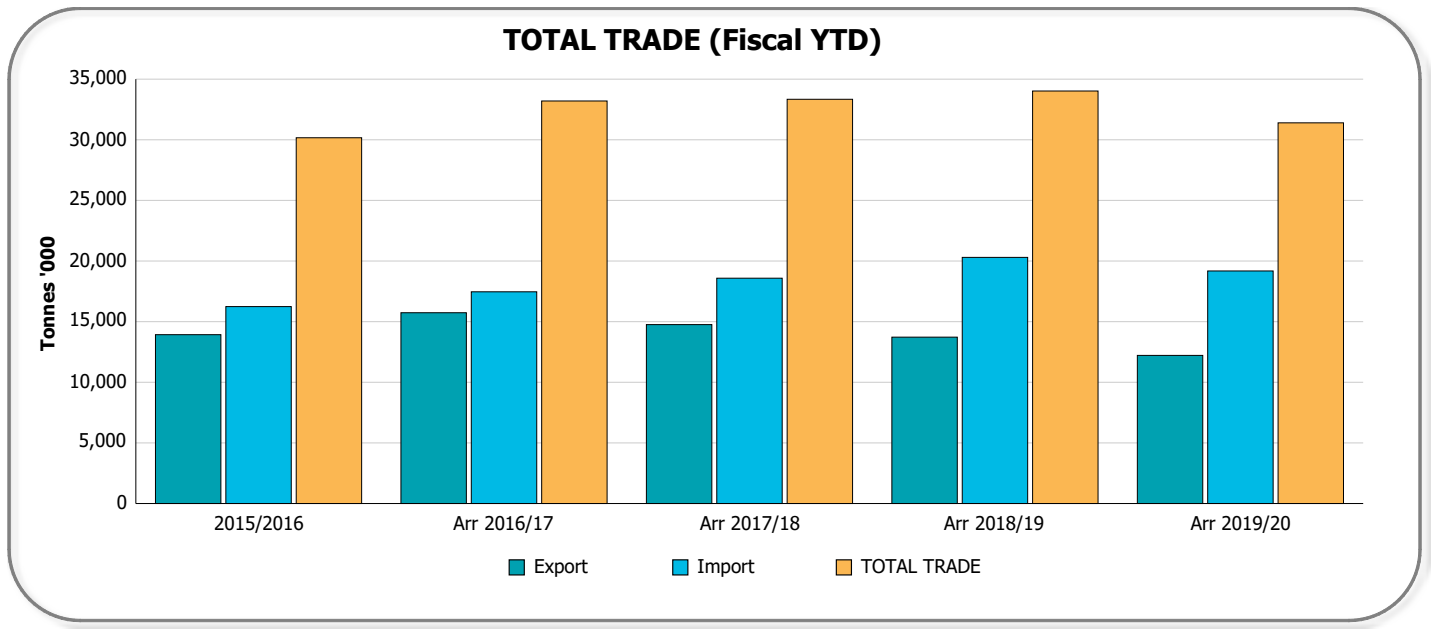
(Including containerised and non-containerised)

Jun 2020

		Arr 2020/Jun	Arr 2019/Jun	Variance	Rolling 12 Months	PY Rolling 12 Months	Variance
<b>Import (Non-T'ship)</b>	Crude Oil	0	590,491	-590,491	3,752,391	4,740,500	-988,109
	Refined Oil	524,420	309,018	215,402	3,781,134	3,926,714	-145,580
	Cement	86,691	145,636	-58,945	1,521,388	1,720,129	-198,741
	Iron & Steel	54,223	47,417	6,806	640,549	739,041	-98,493
	Building Products	67,892	53,631	14,261	719,200	726,897	-7,697
	Timber	19,644	21,239	-1,595	244,042	289,448	-45,406
	Fertiliser & Chemicals (Rural)	77,814	35,385	42,430	634,928	589,868	45,060
	Paper & Wood Pulp	18,243	20,918	-2,674	264,427	221,526	42,900
	Retail Group	156,786	151,439	5,347	1,850,090	2,001,398	-151,307
	Dredging Sand	25	0	25	25	0	25
	Other	382,988	451,683	-68,695	5,539,944	5,202,718	337,226
<b>TOTAL</b>	<b>1,388,727</b>	<b>1,826,857</b>	<b>-438,129</b>	<b>18,948,119</b>	<b>20,158,238</b>	<b>-1,210,120</b>	
<b>Export (Non-T'ship)</b>	Coal	221,774	457,074	-235,300	5,438,881	6,590,219	-1,151,338
	Refined Oil	9,554	77,372	-67,818	606,698	800,499	-193,801
	Agricultural Seeds	17,409	41,574	-24,165	341,824	434,000	-92,176
	Cotton	8,782	39,549	-30,767	160,281	415,299	-255,018
	Meat Products	70,749	78,884	-8,135	892,747	842,623	50,124
	Iron & Steel	38,496	86,843	-48,347	671,247	787,479	-116,233
	Paper & Wood Pulp	14,714	27,485	-12,771	249,769	271,904	-22,135
	Mineral Ores & Sands	48	31,666	-31,617	208,030	206,777	1,254
	Other	214,892	273,549	-58,657	2,799,340	2,917,186	-117,846
	<b>TOTAL</b>	<b>699,998</b>	<b>1,125,892</b>	<b>-425,894</b>	<b>11,949,025</b>	<b>13,552,675</b>	<b>-1,603,650</b>
<b>Total</b>	<b>Transhipped</b>	<b>76,058</b>	<b>23,969</b>	<b>52,089</b>	<b>500,868</b>	<b>313,332</b>	<b>187,536</b>
	<b>Import</b>	<b>1,413,506</b>	<b>1,843,784</b>	<b>-430,278</b>	<b>19,181,407</b>	<b>20,301,490</b>	<b>-1,120,083</b>
	<b>Export</b>	<b>751,277</b>	<b>1,132,933</b>	<b>-381,656</b>	<b>12,216,605</b>	<b>13,722,756</b>	<b>-1,506,151</b>
	<b>TOTAL TRADE</b>	<b>2,164,783</b>	<b>2,976,718</b>	<b>-811,934</b>	<b>31,398,012</b>	<b>34,024,246</b>	<b>-2,626,234</b>
<b>Total Motor Vehicle Units</b>	9,794	20,349	-10,555	195,408	246,355	-50,947	

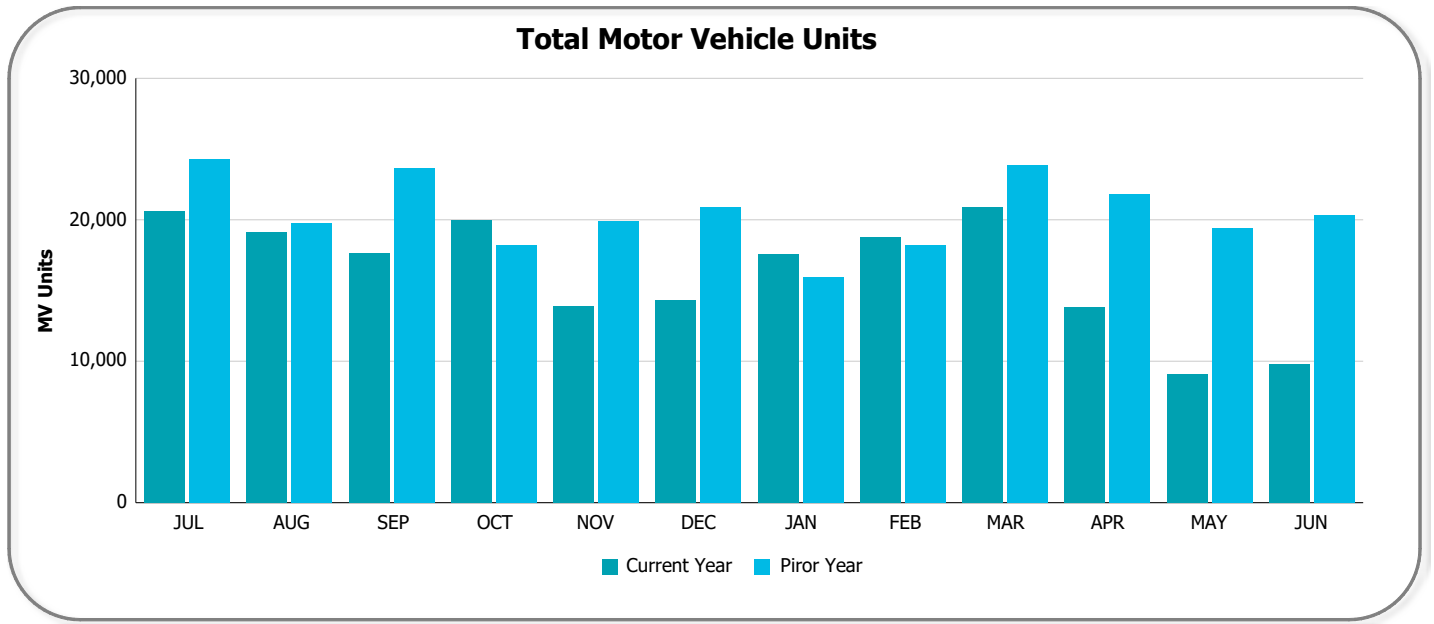
# Total Trade in Tonnes

Jun 2020



# Total Motor Vehicle Units

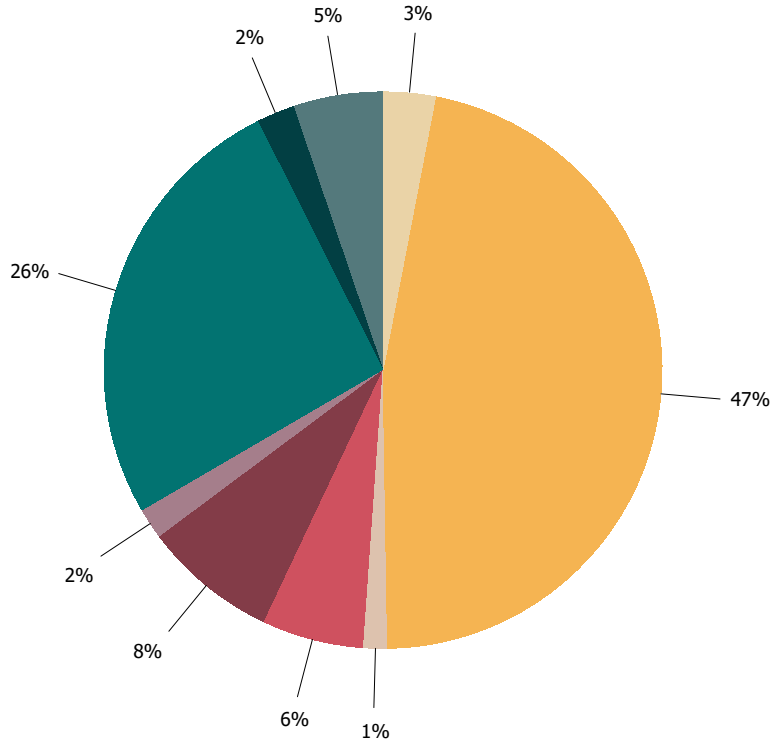
Jun 2020



# Total Trade in Tonnes

Jun 2020

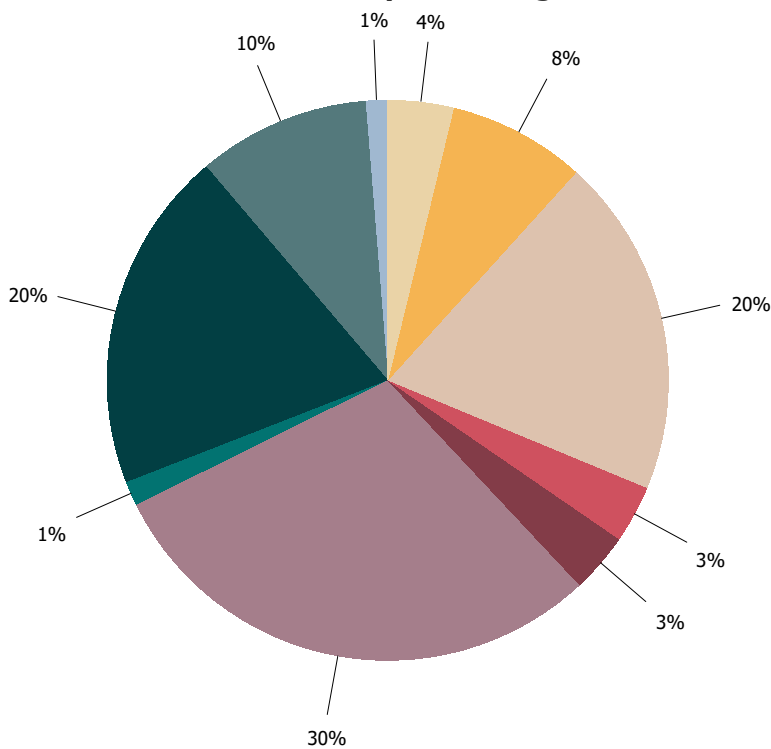
## Export Rolling 12-months



### Export Groups

- Agricultural Seeds
- Coal
- Cotton
- Iron & Steel
- Meat Products
- Mineral Ores & Sands
- Other
- Paper & Wood Pulp
- Refined Oil

## Import Rolling 12-months



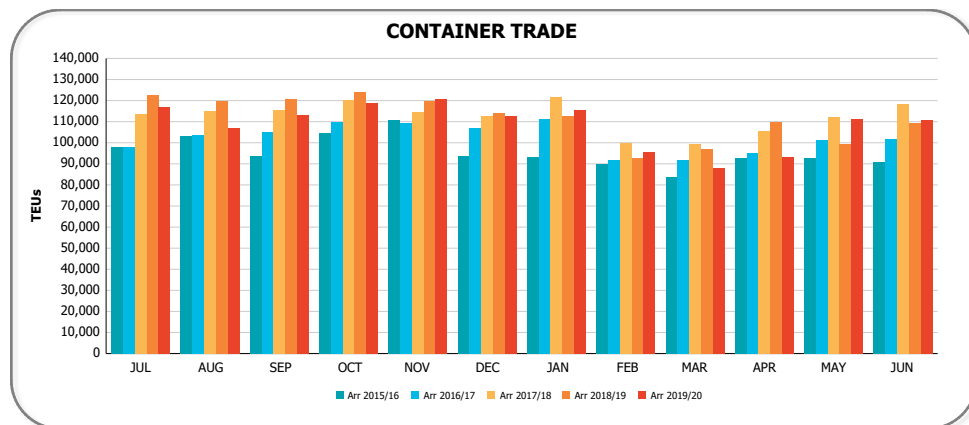
### Import Groups

- Building Products
- Cement
- Crude Oil
- Fertiliser & Chemicals (Rural)
- Iron & Steel
- Other
- Paper & Wood Pulp
- Refined Oil
- Retail
- Timber

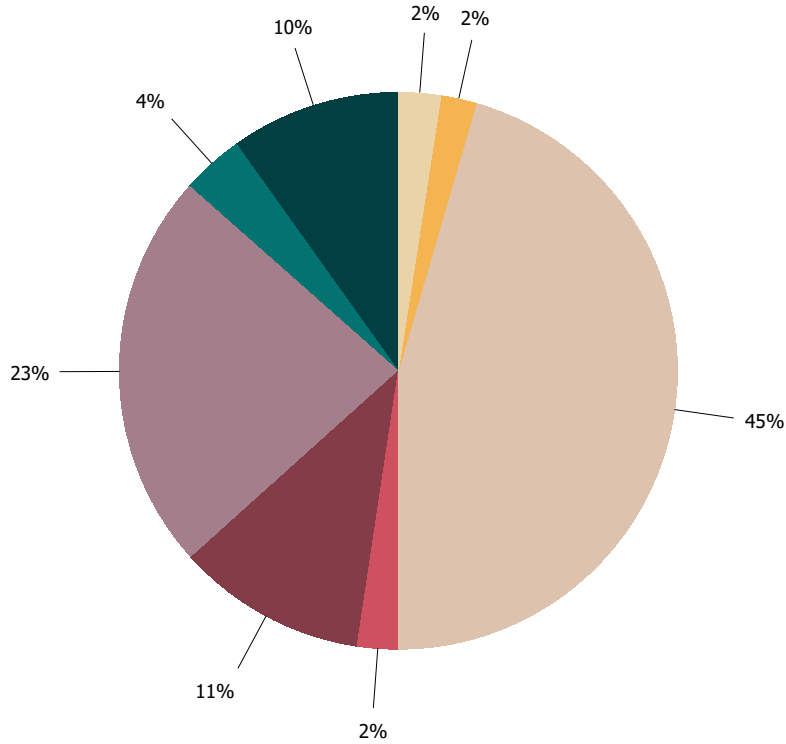
# Container Trade in TEUs

Jun 2020

			Arr 2020/Jun	Arr 2019/Jun	Variance	Rolling 12 Months	PY Rolling 12 Months	Variance	
Import (Non-T'ship)	Teus	Empty	6,044	7,291	-1,247	71,056	65,571	5,485	
		Full	F.A.K.	2,390	2,905	-515	33,279	54,304	-21,025
			Household Items	5,544	5,319	225	71,681	72,718	-1,038
			Building Products	5,928	4,687	1,241	62,819	61,842	977
			Electrical Equipment	4,656	4,130	526	50,640	54,858	-4,218
			Paper & Wood Pulp	1,945	2,217	-272	28,706	24,670	4,036
			Iron & Steel	3,270	3,110	160	38,313	41,031	-2,718
			Import Other	24,442	22,567	1,875	285,214	291,502	-6,289
			<b>Total</b>	<b>48,175</b>	<b>44,936</b>	<b>3,239</b>	<b>570,651</b>	<b>600,925</b>	<b>-30,274</b>
		<b>Total</b>	<b>54,219</b>	<b>52,226</b>	<b>1,992</b>	<b>641,707</b>	<b>666,496</b>	<b>-24,789</b>	
Export (Non-T'ship)	Teus	Empty	21,610	21,785	-175	282,506	312,483	-29,976	
		Full	Meat Products	5,371	5,987	-616	68,191	63,762	4,429
			Cotton	675	3,196	-2,521	12,840	33,202	-20,362
			Paper & Wood Pulp	1,302	2,454	-1,152	22,357	24,264	-1,907
			Timber	6,289	5,341	948	61,328	42,092	19,236
			F.A.K.	1,667	2,026	-359	14,810	26,015	-11,205
			Agricultural Seeds	903	1,452	-549	15,190	17,869	-2,679
			Export Other	12,171	13,199	-1,028	144,046	141,949	2,097
			<b>Total</b>	<b>28,378</b>	<b>33,655</b>	<b>-5,277</b>	<b>338,762</b>	<b>349,153</b>	<b>-10,391</b>
		<b>Total</b>	<b>49,988</b>	<b>55,440</b>	<b>-5,452</b>	<b>621,268</b>	<b>661,636</b>	<b>-40,368</b>	
TOTAL	Teus	Transhipped	6,538	1,643	4,895	40,424	13,943	26,481	
		Empty	27,654	29,076	-1,422	353,563	378,054	-24,491	
		Full	76,553	78,590	-2,038	909,413	950,079	-40,666	
		<b>Total</b>	<b>110,745</b>	<b>109,310</b>	<b>1,435</b>	<b>1,303,400</b>	<b>1,342,075</b>	<b>-38,676</b>	

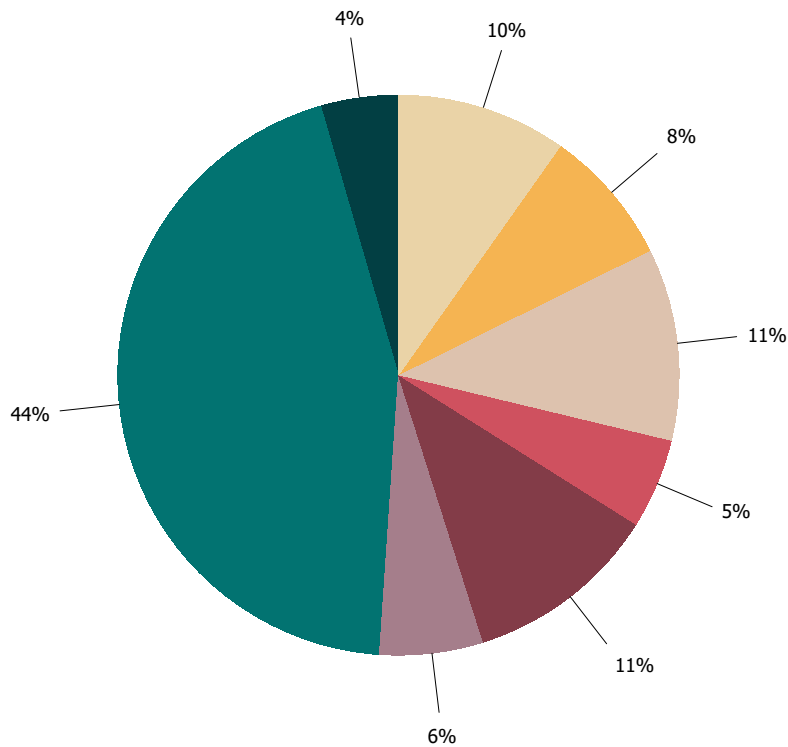


## Export Rolling 12-months



- Export Groups**
- Agricultural Seeds
  - Cotton
  - Empty
  - F.A.K.
  - Meat Products
  - Other
  - Paper & Wood Pulp
  - Timber

## Import Rolling 12-months



- Import Groups**
- Building Products
  - Electrical Equipment
  - Empty
  - F.A.K.
  - Household Items
  - Iron & Steel
  - Other
  - Paper & Wood Pulp