

Monthly Trade Report

October 2020

Total Trade in Tonnes

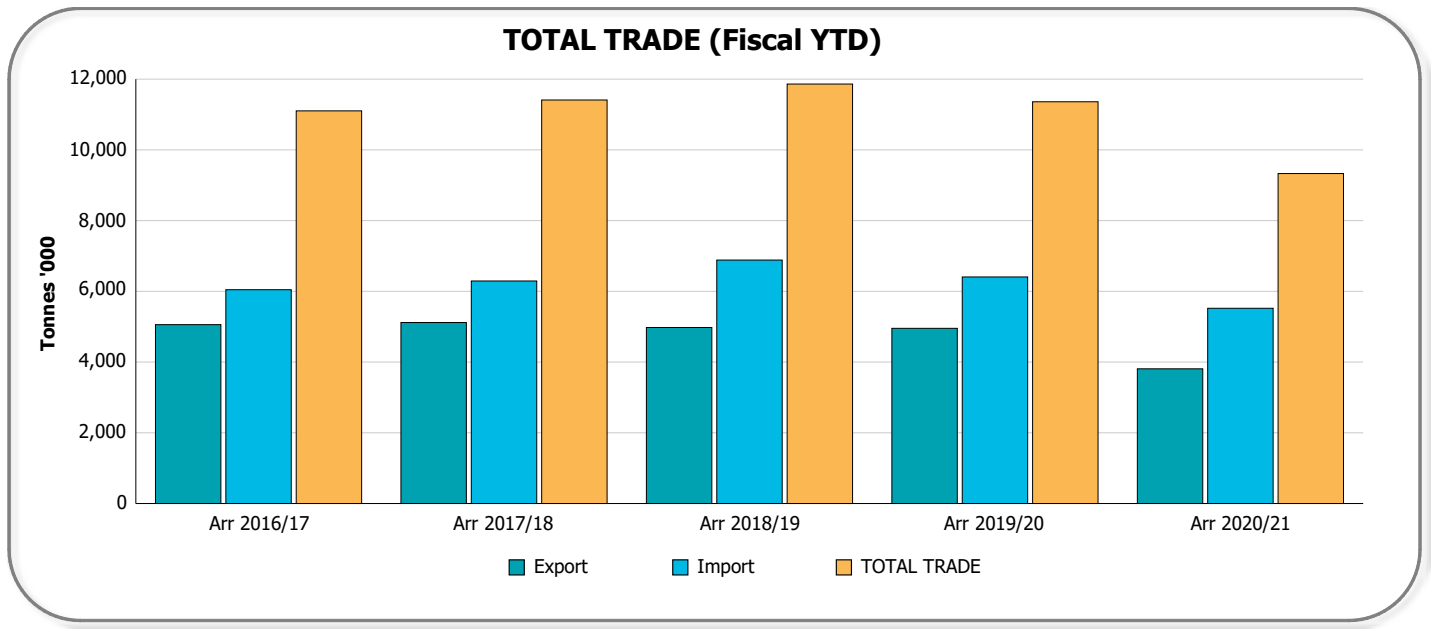
(Including containerised and non-containerised)

Oct 2020

		Arr 2020/Oct	Arr 2019/Oct	Variance	Rolling 12 Months	PY Rolling 12 Months	Variance
Import (Non-T'ship)	Crude Oil	308,458	370,662	-62,204	2,978,610	4,457,693	-1,479,082
	Refined Oil	156,924	218,400	-61,476	4,103,534	3,844,224	259,311
	Cement	56,742	109,660	-52,918	1,535,384	1,659,385	-124,001
	Iron & Steel	56,594	55,853	741	669,080	688,757	-19,677
	Building Products	71,181	64,995	6,187	738,334	706,164	32,170
	Timber	24,644	20,862	3,781	256,050	264,469	-8,419
	Fertiliser & Chemicals (Rural)	69,284	39,719	29,565	687,466	573,018	114,447
	Paper & Wood Pulp	19,449	26,505	-7,056	248,383	239,693	8,690
	Retail Group	197,868	171,859	26,009	1,900,387	1,911,937	-11,550
	Dredging Sand	0	0	0	25	0	25
	Other	267,898	394,844	-126,947	4,900,985	5,317,328	-416,343
TOTAL	1,229,043	1,473,359	-244,317	18,018,239	19,662,669	-1,644,429	
Export (Non-T'ship)	Coal	278,740	545,009	-266,269	4,564,308	6,568,346	-2,004,038
	Refined Oil	67,255	71,585	-4,329	577,417	757,244	-179,827
	Agricultural Seeds	75,843	39,506	36,337	375,177	418,337	-43,160
	Cotton	15,076	14,528	548	107,914	307,449	-199,535
	Meat Products	74,578	88,858	-14,280	815,458	883,795	-68,337
	Iron & Steel	84,812	70,269	14,543	672,126	761,678	-89,552
	Paper & Wood Pulp	22,258	19,229	3,029	230,855	272,359	-41,504
	Mineral Ores & Sands	243	33,480	-33,236	116,910	233,953	-117,042
	Other	227,542	273,479	-45,937	2,598,260	2,929,852	-331,592
	TOTAL	924,748	1,172,372	-247,625	10,757,569	13,510,587	-2,753,018
Total	Transhipped	46,870	32,601	14,269	582,700	349,653	233,048
	Import	1,255,648	1,492,798	-237,150	18,286,156	19,823,379	-1,537,223
	Export	945,013	1,185,534	-240,522	11,072,353	13,699,529	-2,627,176
	TOTAL TRADE	2,200,661	2,678,333	-477,672	29,358,509	33,522,908	-4,164,399
Total Motor Vehicle Units	19,216	19,966	-750	190,159	237,761	-47,602	

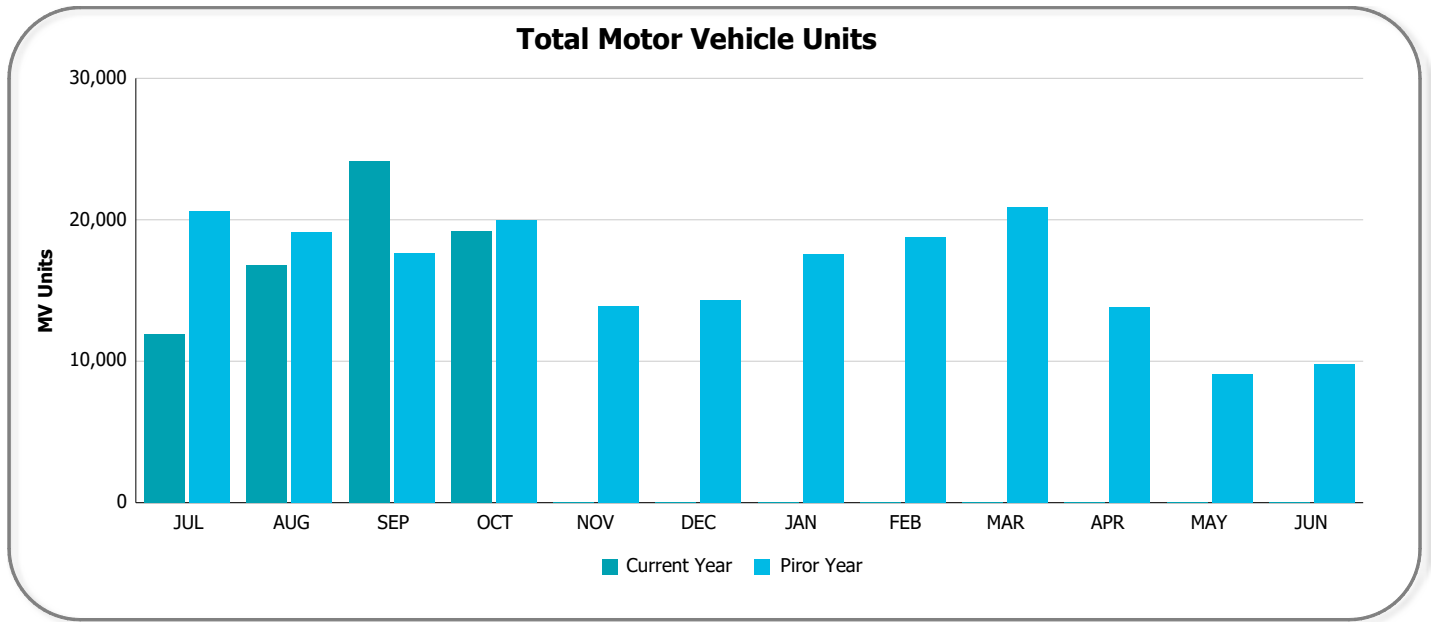
Total Trade in Tonnes

Oct 2020



Total Motor Vehicle Units

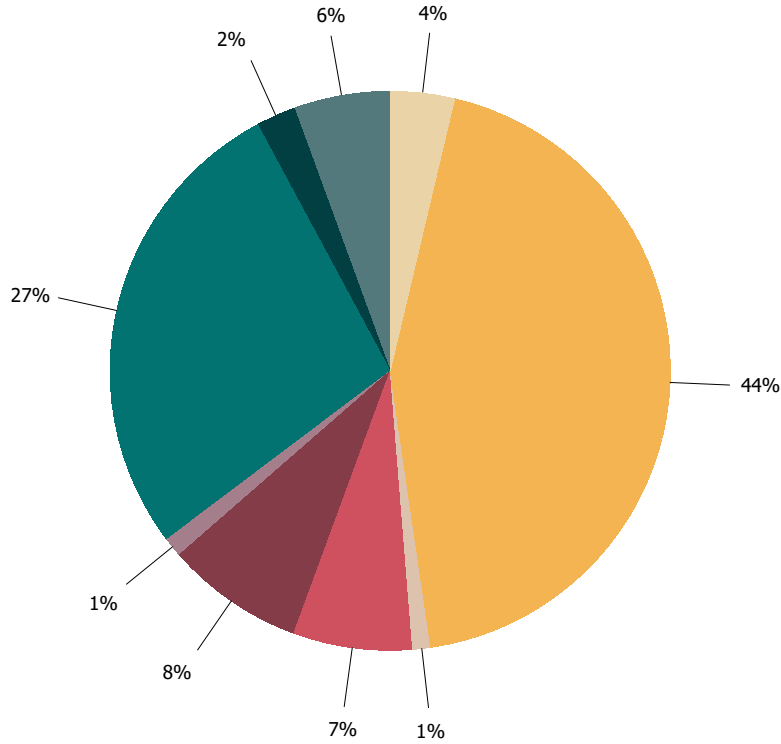
Oct 2020



Total Trade in Tonnes

Oct 2020

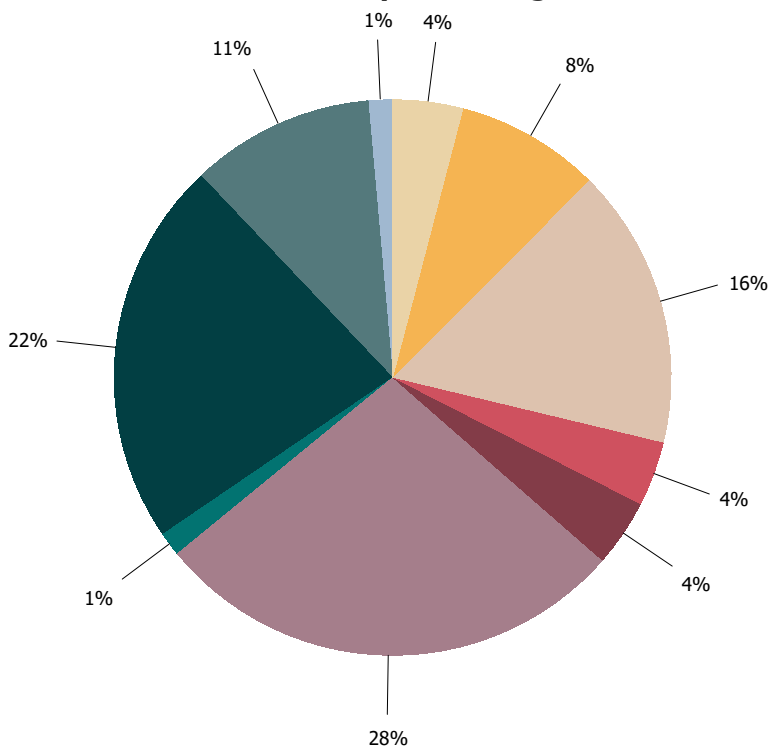
Export Rolling 12-months



Export Groups

- Agricultural Seeds
- Coal
- Cotton
- Iron & Steel
- Meat Products
- Mineral Ores & Sands
- Other
- Paper & Wood Pulp
- Refined Oil

Import Rolling 12-months



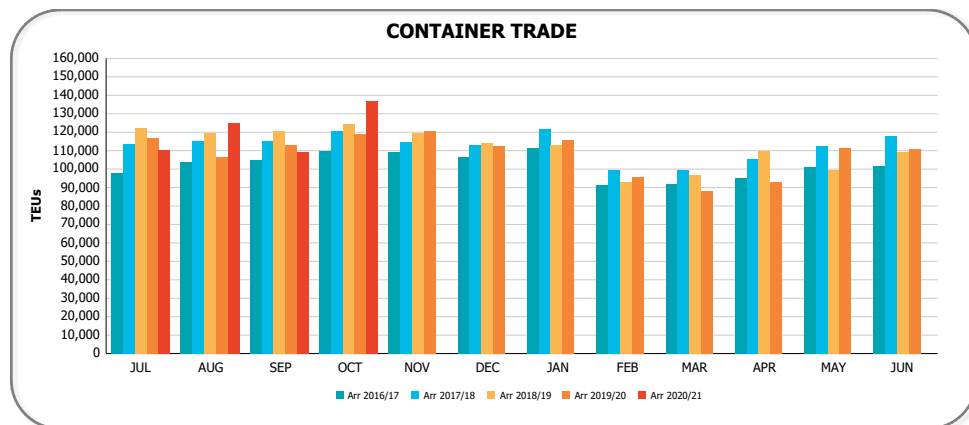
Import Groups

- Building Products
- Cement
- Crude Oil
- Fertiliser & Chemicals (Rural)
- Iron & Steel
- Other
- Paper & Wood Pulp
- Refined Oil
- Retail
- Timber

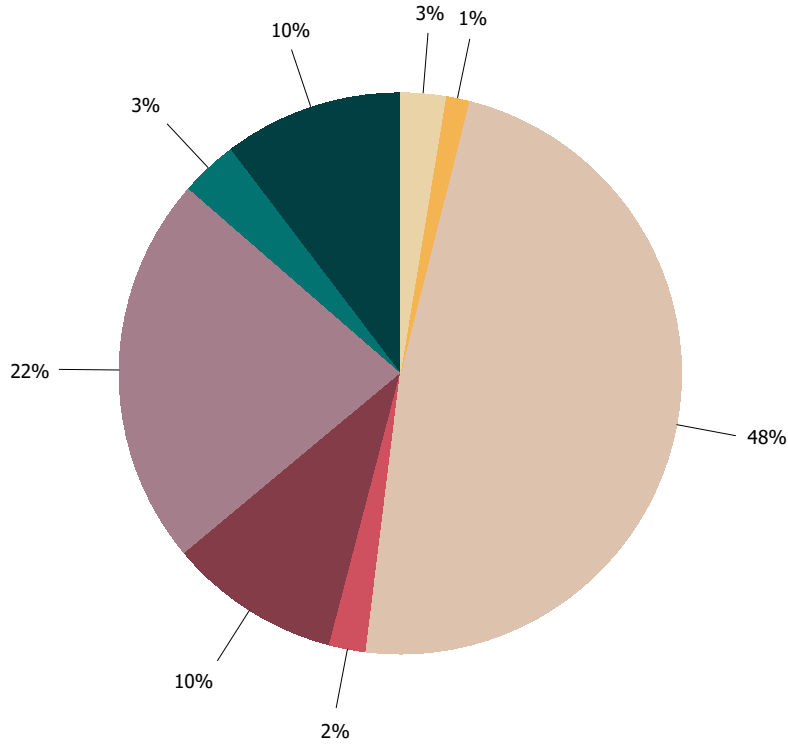
Container Trade in TEUs

Oct 2020

			Arr 2020/Oct	Arr 2019/Oct	Variance	Rolling 12 Months	PY Rolling 12 Months	Variance	
Import (Non-T'ship)	Teus	Empty	3,527	6,493	-2,966	59,387	69,320	-9,933	
		Full	F.A.K.	4,604	3,241	1,363	31,956	45,053	-13,097
			Household Items	9,108	8,258	850	75,846	72,356	3,490
			Building Products	6,447	5,683	764	64,908	60,389	4,520
			Electrical Equipment	6,650	4,894	1,756	56,707	52,314	4,393
			Paper & Wood Pulp	1,967	2,976	-1,009	26,085	26,719	-634
			Iron & Steel	3,542	3,325	217	40,174	39,200	974
			Import Other	29,677	25,312	4,365	292,804	287,868	4,936
			Total	61,995	53,689	8,307	588,481	583,899	4,582
		Total	65,522	60,182	5,340	647,868	653,219	-5,351	
Export (Non-T'ship)	Teus	Empty	33,230	25,687	7,542	303,295	286,616	16,678	
		Full	Meat Products	5,796	6,811	-1,015	62,393	67,375	-4,982
			Cotton	1,180	1,163	17	8,511	24,619	-16,108
			Paper & Wood Pulp	2,042	1,707	335	20,742	24,322	-3,580
			Timber	6,563	5,232	1,331	65,235	49,608	15,627
			F.A.K.	1,427	1,191	236	13,342	19,569	-6,227
			Agricultural Seeds	3,216	1,701	1,515	16,345	18,005	-1,660
			Export Other	13,189	13,103	86	141,756	147,333	-5,577
			Total	33,413	30,908	2,505	328,324	350,831	-22,507
		Total	66,642	56,595	10,048	631,619	637,447	-5,828	
TOTAL	Teus	Transhipped	4,640	2,211	2,429	49,615	20,369	29,246	
		Empty	36,756	32,180	4,576	362,681	355,936	6,745	
		Full	95,408	84,597	10,812	916,805	934,730	-17,925	
		Total	136,805	118,988	17,817	1,329,101	1,311,035	18,066	

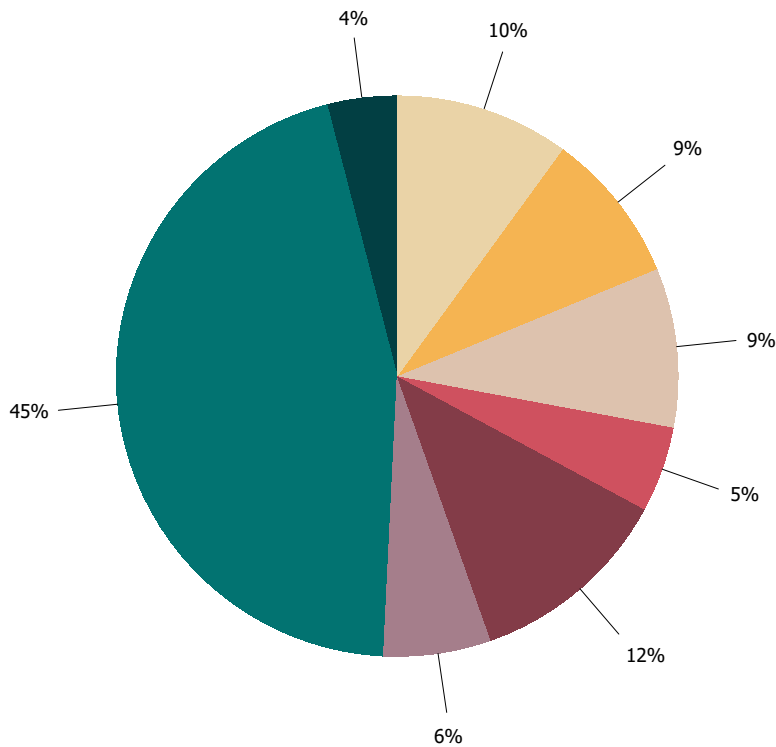


Export Rolling 12-months



- Export Groups**
- Agricultural Seeds
 - Cotton
 - Empty
 - F.A.K.
 - Meat Products
 - Other
 - Paper & Wood Pulp
 - Timber

Import Rolling 12-months



- Import Groups**
- Building Products
 - Electrical Equipment
 - Empty
 - F.A.K.
 - Household Items
 - Iron & Steel
 - Other
 - Paper & Wood Pulp