

# Monthly Trade Report

April 2019

# Total Trade in Tonnes

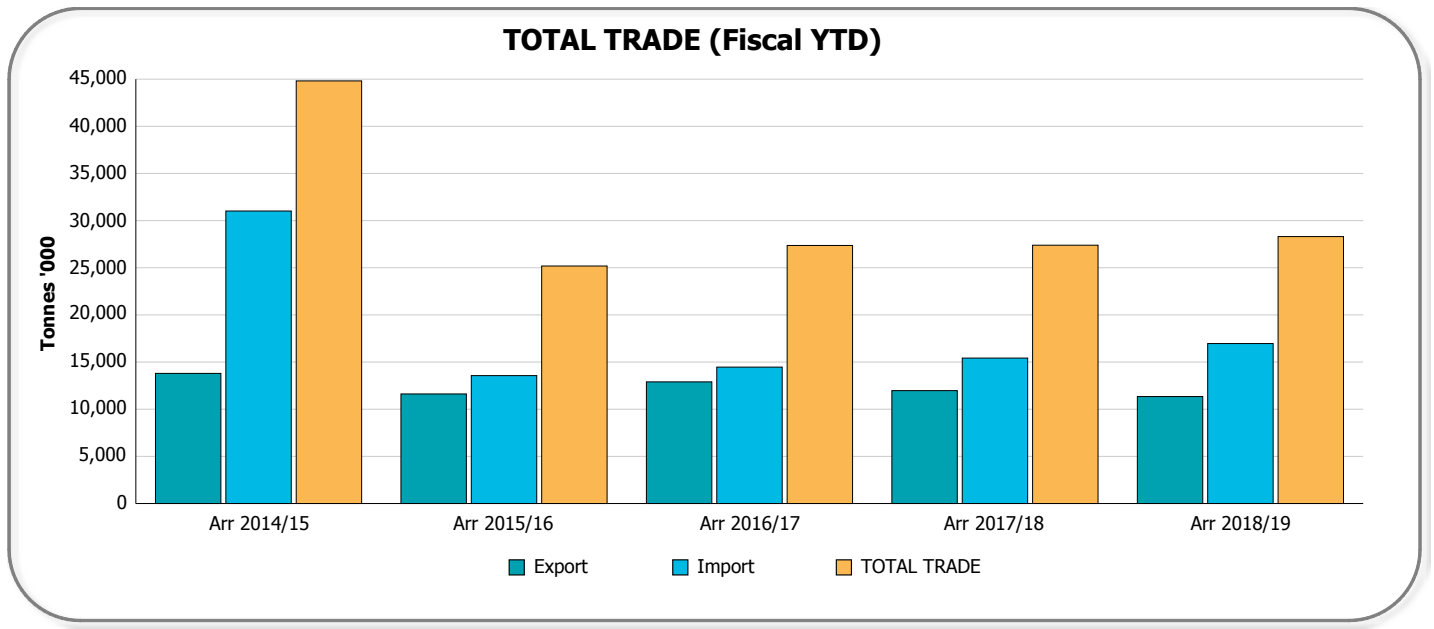
(Including containerised and non-containerised)

Apr 2019

		Arr 2019/Apr	Arr 2018/Apr	Variance	Rolling 12 Months	PY Rolling 12 Months	Variance
<b>Import (Non-T'ship)</b>	Crude Oil	443,687	573,191	-129,504	4,638,129	5,007,837	-369,708
	Refined Oil	382,883	230,861	152,022	3,981,447	3,455,195	526,253
	Cement	114,908	120,399	-5,491	1,786,750	1,720,928	65,822
	Iron & Steel	54,475	87,174	-32,699	766,599	833,276	-66,677
	Building Products	56,125	63,122	-6,997	744,650	719,024	25,626
	Timber	21,099	31,112	-10,012	300,844	327,978	-27,134
	Fertiliser & Chemicals (Rural)	38,779	83,163	-44,384	590,682	768,535	-177,853
	Paper & Wood Pulp	18,869	13,590	5,279	211,730	205,231	6,499
	Retail Group	174,234	162,649	11,585	2,046,832	2,090,164	-43,333
	Dredging Sand	0	0	0	0	22	-22
	Other	425,143	279,233	145,910	4,913,153	3,113,896	1,799,257
<b>TOTAL</b>	<b>1,730,203</b>	<b>1,644,494</b>	<b>85,709</b>	<b>19,980,815</b>	<b>18,242,085</b>	<b>1,738,730</b>	
<b>Export (Non-T'ship)</b>	Coal	537,942	467,879	70,063	6,878,643	7,150,034	-271,391
	Refined Oil	51,759	52,772	-1,012	735,775	696,403	39,372
	Agricultural Seeds	20,859	78,993	-58,134	533,168	1,066,053	-532,885
	Cotton	15,851	13,483	2,368	495,825	417,797	78,028
	Meat Products	68,958	57,469	11,489	836,269	746,758	89,511
	Iron & Steel	65,675	24,222	41,453	704,702	631,427	73,275
	Paper & Wood Pulp	20,645	26,162	-5,517	270,213	278,223	-8,010
	Mineral Ores & Sands	6,924	15,460	-8,535	224,149	300,268	-76,119
	Other	226,189	276,949	-50,760	3,000,329	3,220,537	-220,208
	<b>TOTAL</b>	<b>1,078,139</b>	<b>1,016,862</b>	<b>61,276</b>	<b>13,952,260</b>	<b>14,585,388</b>	<b>-633,128</b>
<b>Total</b>	<b>Transhipped</b>	<b>24,627</b>	<b>25,893</b>	<b>-1,266</b>	<b>323,327</b>	<b>401,420</b>	<b>-78,094</b>
	<b>Import</b>	<b>1,743,893</b>	<b>1,657,310</b>	<b>86,583</b>	<b>20,127,602</b>	<b>18,420,810</b>	<b>1,706,792</b>
	<b>Export</b>	<b>1,089,075</b>	<b>1,029,939</b>	<b>59,136</b>	<b>14,128,799</b>	<b>14,808,083</b>	<b>-679,284</b>
	<b>TOTAL TRADE</b>	<b>2,832,968</b>	<b>2,687,249</b>	<b>145,719</b>	<b>34,256,402</b>	<b>33,228,894</b>	<b>1,027,508</b>
<b>Total Motor Vehicle Units</b>	21,285	24,685	-3,400	257,733	278,149	-20,416	

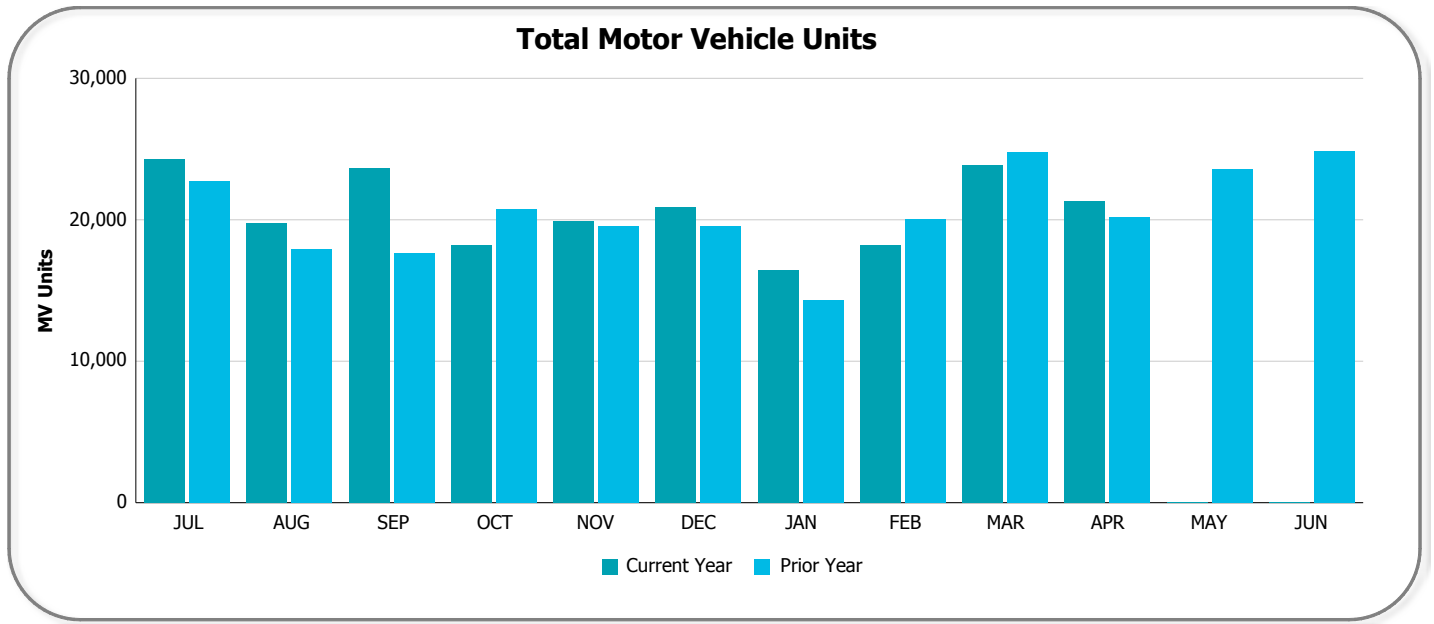
# Total Trade in Tonnes

Apr 2019



# Total Motor Vehicle Units

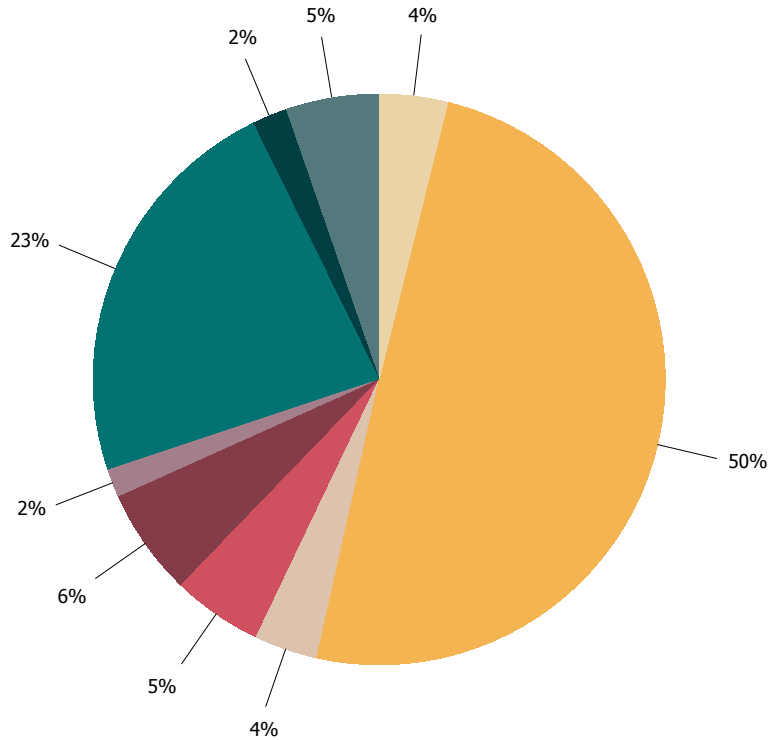
Apr 2019



# Total Trade in Tonnes

Apr 2019

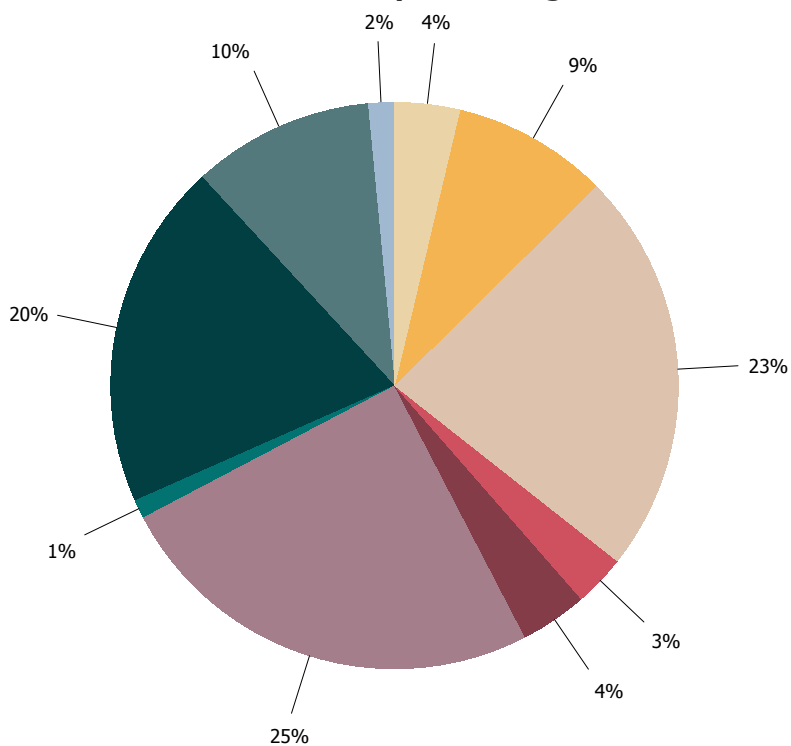
## Export Rolling 12-months



### Export Groups

- Agricultural Seeds
- Coal
- Cotton
- Iron & Steel
- Meat Products
- Mineral Ores & Sands
- Other
- Paper & Wood Pulp
- Refined Oil

## Import Rolling 12-months



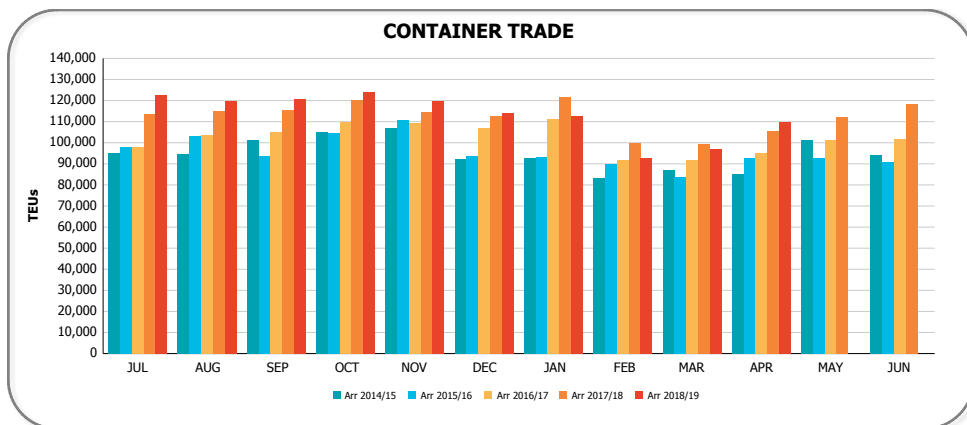
### Import Groups

- Building Products
- Cement
- Crude Oil
- Fertiliser & Chemicals (Rural)
- Iron & Steel
- Other
- Paper & Wood Pulp
- Refined Oil
- Retail
- Timber

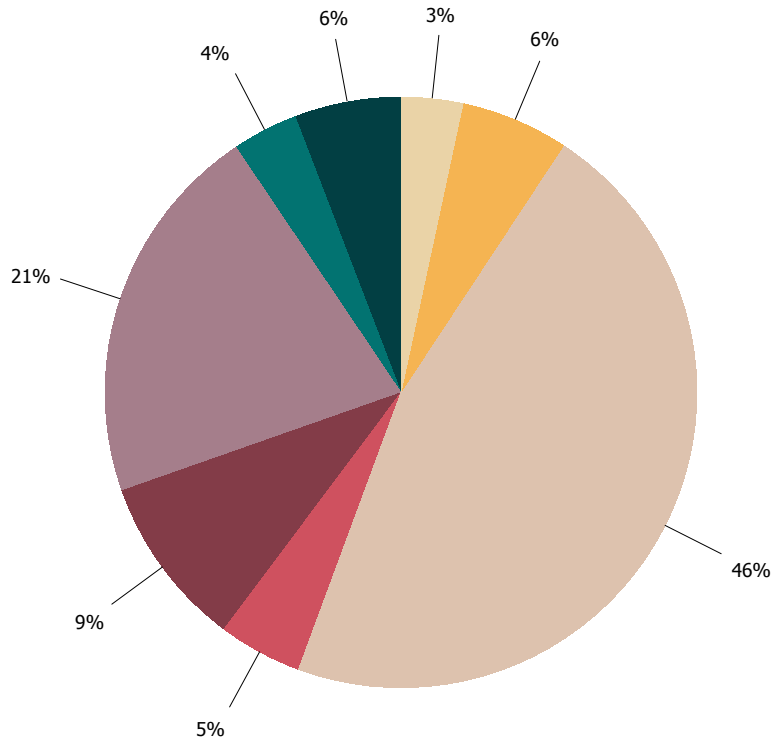
# Container Trade in TEUs

Apr 2019

			Arr 2019/Apr	Arr 2018/Apr	Variance	Rolling 12 Months	PY Rolling 12 Months	Variance	
Import (Non-T'ship)	Teus	Empty	5,819	5,366	453	66,982	63,334	3,648	
		Full	F.A.K.	4,151	5,023	-872	58,365	70,818	-12,453
			Household Items	5,459	4,942	517	74,800	71,393	3,407
			Building Products	4,924	5,381	-457	63,222	59,226	3,996
			Electrical Equipment	5,605	5,010	595	55,979	51,360	4,619
			Paper & Wood Pulp	2,404	1,511	893	23,603	21,812	1,791
			Iron & Steel	3,454	4,127	-673	42,531	43,847	-1,316
			Import Other	25,113	23,083	2,030	294,708	283,701	11,007
			<b>Total</b>	<b>51,111</b>	<b>49,077</b>	<b>2,034</b>	<b>613,209</b>	<b>602,157</b>	<b>11,052</b>
		<b>Total</b>	<b>56,930</b>	<b>54,443</b>	<b>2,487</b>	<b>680,190</b>	<b>665,491</b>	<b>14,700</b>	
Export (Non-T'ship)	Teus	Empty	22,235	22,049	186	311,243	291,202	20,041	
		Full	Meat Products	5,267	4,300	967	63,156	55,298	7,858
			Cotton	1,270	1,094	176	39,598	33,716	5,882
			Paper & Wood Pulp	1,846	2,276	-430	24,132	24,619	-487
			Timber	4,354	3,591	763	39,140	33,492	5,648
			F.A.K.	2,057	3,282	-1,225	30,702	37,561	-6,859
			Agricultural Seeds	999	3,226	-2,227	22,591	42,620	-20,029
			Export Other	12,806	10,661	2,145	140,608	128,553	12,055
			<b>Total</b>	<b>28,599</b>	<b>28,430</b>	<b>169</b>	<b>359,927</b>	<b>355,859</b>	<b>4,068</b>
		<b>Total</b>	<b>50,834</b>	<b>50,479</b>	<b>355</b>	<b>671,171</b>	<b>647,061</b>	<b>24,110</b>	
TOTAL	Teus	Transhipped	2,028	755	1,273	12,489	9,327	3,162	
		Empty	28,054	27,415	639	378,225	354,536	23,690	
		Full	79,710	77,507	2,203	973,136	958,016	15,120	
		<b>Total</b>	<b>109,792</b>	<b>105,677</b>	<b>4,115</b>	<b>1,363,850</b>	<b>1,321,879</b>	<b>41,972</b>	

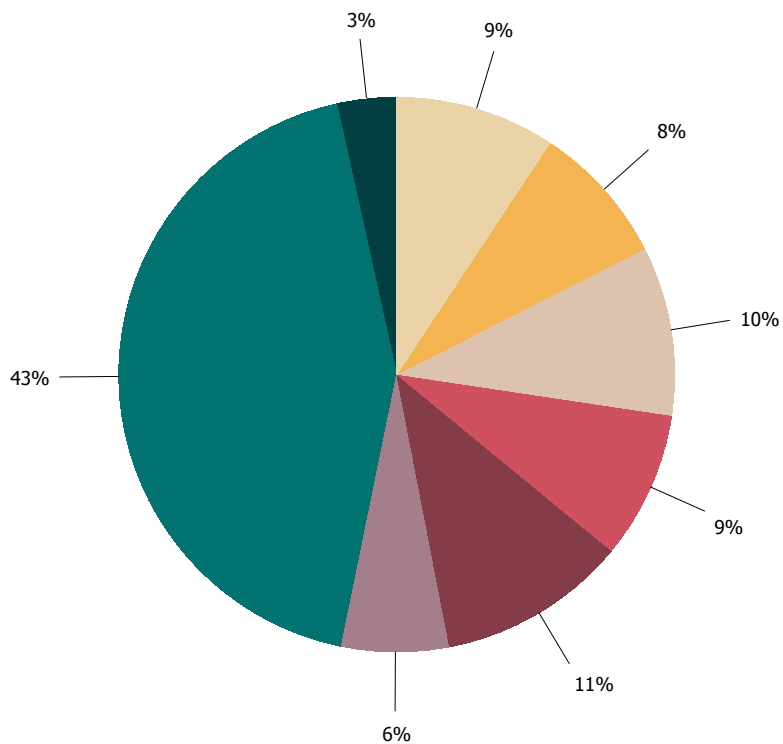


## Export Rolling 12-months



- Export Groups**
- Agricultural Seeds
  - Cotton
  - Empty
  - F.A.K.
  - Meat Products
  - Other
  - Paper & Wood Pulp
  - Timber

## Import Rolling 12-months



- Import Groups**
- Building Products
  - Electrical Equipment
  - Empty
  - F.A.K.
  - Household Items
  - Iron & Steel
  - Other
  - Paper & Wood Pulp