

Monthly Trade Report

March 2018

Total Trade in Tonnes

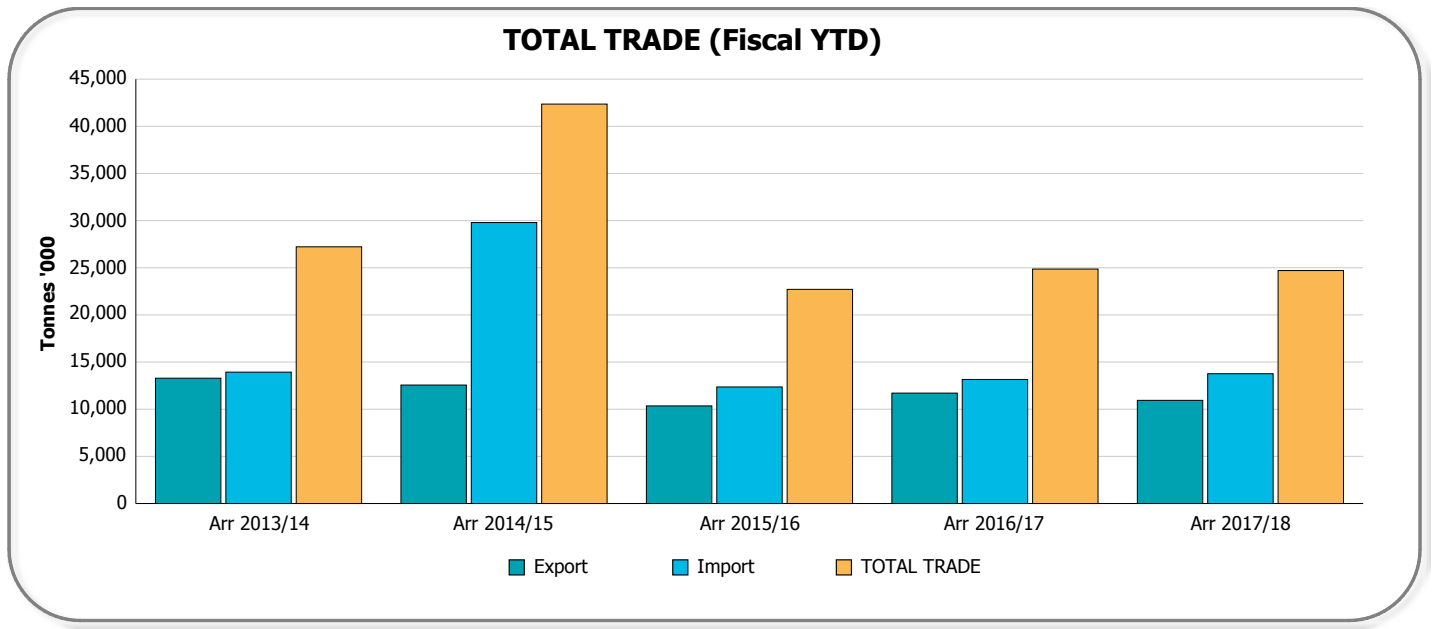
(Including containerised and non-containerised)

Mar 2018

		Arr 2018/Mar	Arr 2017/Mar	Variance	Rolling 12 Months	PY Rolling 12 Months	Variance
Import (Non-T'ship)	Crude Oil	294,861	511,642	-216,781	4,704,054	4,935,515	-231,461
	Refined Oil	271,275	253,734	17,541	3,563,584	3,262,888	300,697
	Cement	66,879	112,593	-45,714	1,744,693	1,634,659	110,034
	Iron & Steel	64,668	58,865	5,803	806,274	688,437	117,837
	Building Products	52,321	52,078	242	713,420	700,377	13,043
	Timber	28,221	22,940	5,281	323,194	306,510	16,685
	Fertiliser & Chemicals (Rural)	71,896	81,591	-9,695	729,841	706,906	22,936
	Paper & Wood Pulp	16,510	16,952	-442	206,997	222,360	-15,363
	Retail Group	161,205	134,060	27,145	2,073,278	1,764,402	308,876
	Dredging Sand	0	0	0	22	0	22
	Other	227,785	222,726	5,059	3,021,063	2,674,621	346,442
TOTAL	1,255,621	1,467,181	-211,560	17,886,422	16,896,674	989,747	
Export (Non-T'ship)	Coal	523,546	579,591	-56,045	7,207,248	6,758,785	448,464
	Refined Oil	55,901	92,408	-36,507	734,951	827,162	-92,211
	Agricultural Seeds	65,681	185,297	-119,616	1,158,745	2,247,908	-1,089,163
	Cotton	2,957	4,870	-1,913	420,910	342,342	78,568
	Meat Products	62,245	70,530	-8,284	740,376	740,759	-383
	Iron & Steel	66,213	55,834	10,379	678,364	642,917	35,448
	Paper & Wood Pulp	19,583	28,527	-8,944	272,357	300,142	-27,785
	Mineral Ores & Sands	40,837	35,808	5,029	300,096	264,121	35,975
	Other	240,765	258,650	-17,885	3,167,167	3,078,357	88,811
	TOTAL	1,090,713	1,346,333	-255,620	14,747,882	15,097,789	-349,907
Total	Transhipped	13,939	78,526	-64,587	407,877	328,679	79,198
	Import	1,262,129	1,493,191	-231,062	18,072,271	17,039,065	1,033,206
	Export	1,098,144	1,398,849	-300,705	14,969,909	15,284,077	-314,168
	TOTAL TRADE	2,360,273	2,892,040	-531,767	33,042,180	32,323,142	719,039
Total Motor Vehicle Units	26,792	24,792	2,000	273,668	239,821	33,847	

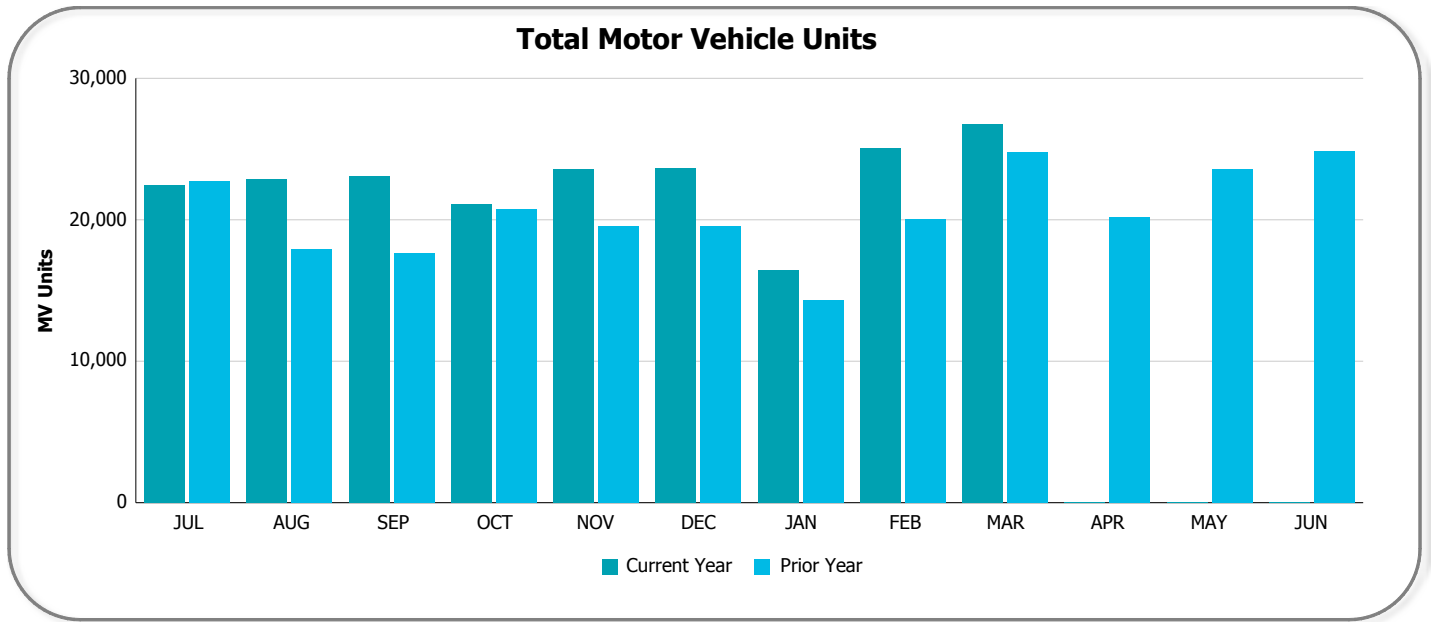
Total Trade in Tonnes

Mar 2018



Total Motor Vehicle Units

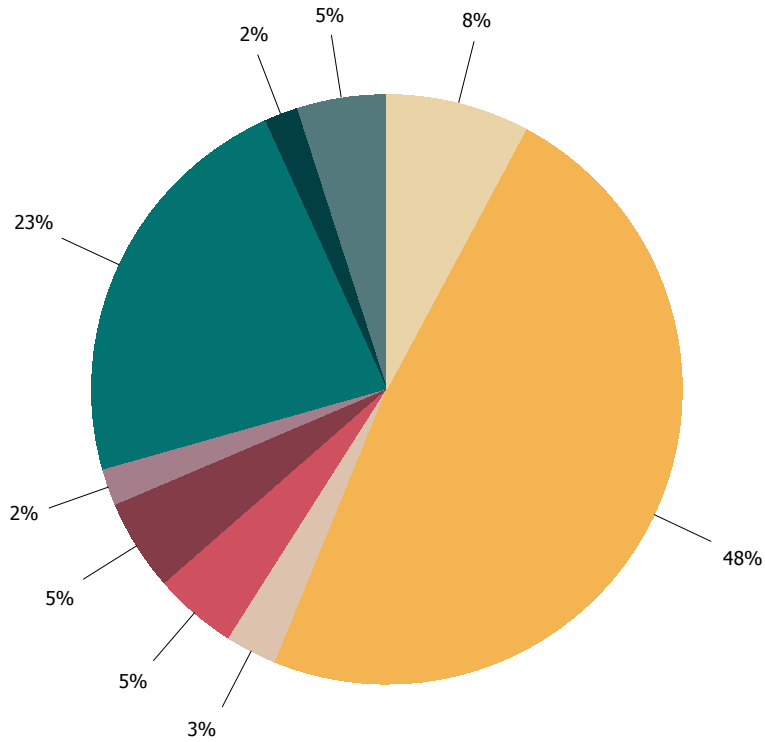
Mar 2018



Total Trade in Tonnes

Mar 2018

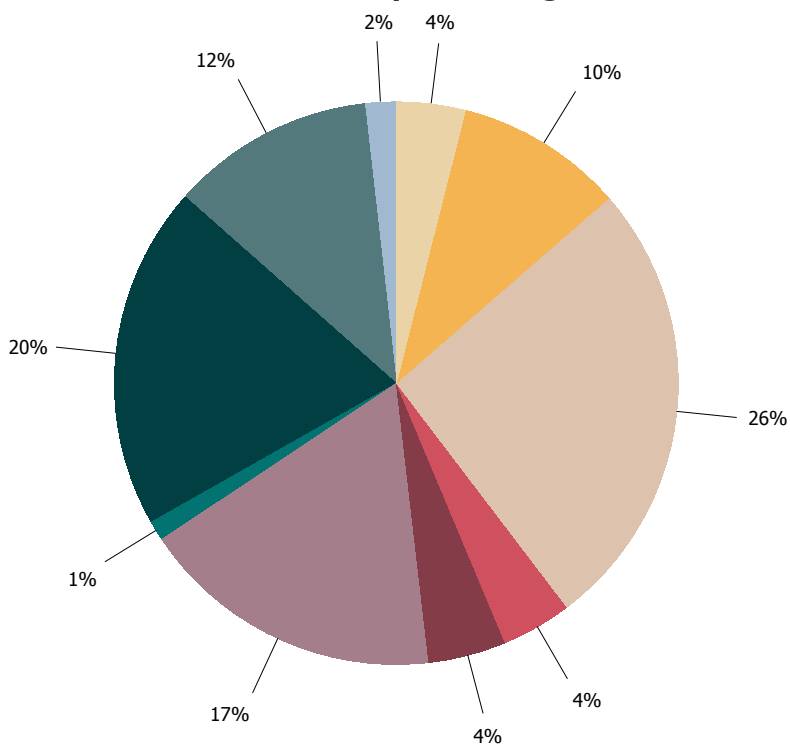
Export Rolling 12-months



Export Groups

- Agricultural Seeds
- Coal
- Cotton
- Iron & Steel
- Meat Products
- Mineral Ores & Sands
- Other
- Paper & Wood Pulp
- Refined Oil

Import Rolling 12-months



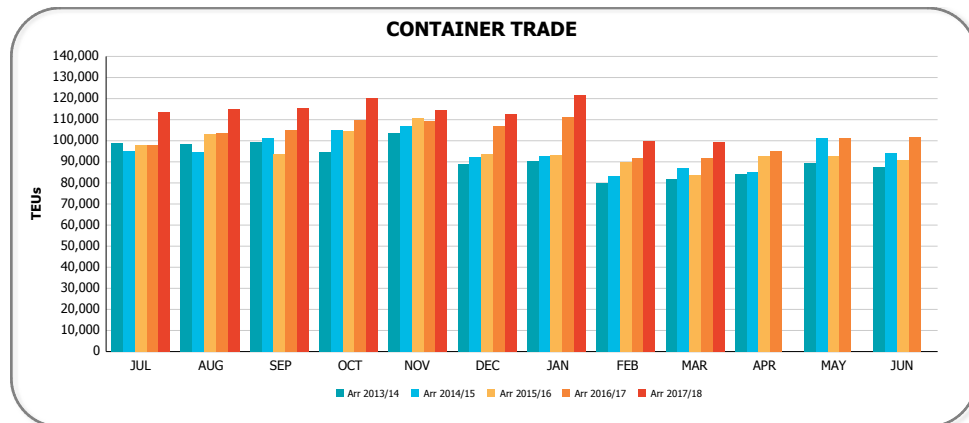
Import Groups

- Building Products
- Cement
- Crude Oil
- Fertiliser & Chemicals (Rural)
- Iron & Steel
- Other
- Paper & Wood Pulp
- Refined Oil
- Retail
- Timber

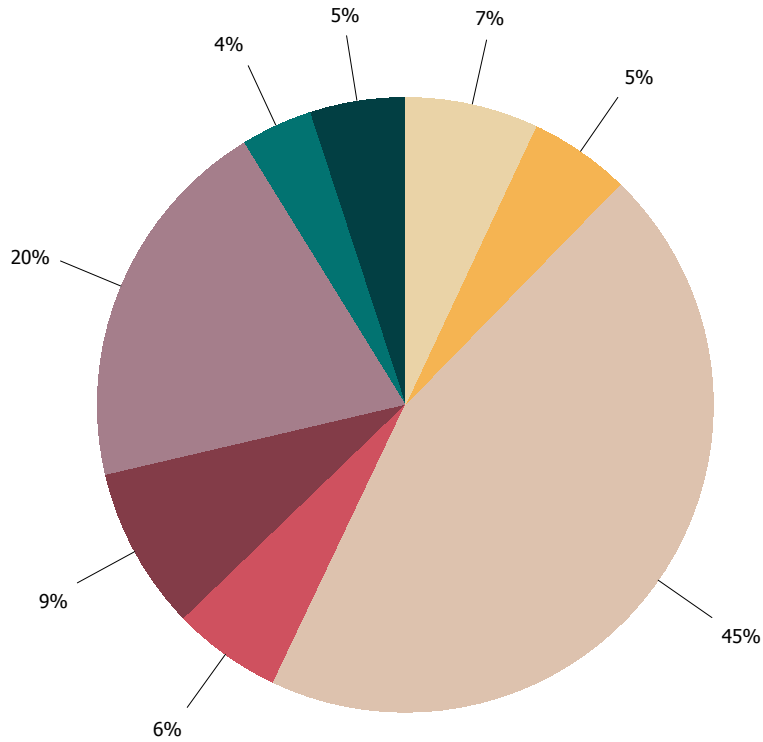
Container Trade in TEUs

Mar 2018

			Arr 2018/Mar	Arr 2017/Mar	Variance	Rolling 12 Months	PY Rolling 12 Months	Variance	
Import (Non-T'ship)	Teus	Empty	5,072	5,284	-212	63,478	72,079	-8,602	
		Full	F.A.K.	6,128	3,622	2,506	69,835	52,927	16,908
			Household Items	3,550	4,464	-914	71,809	67,762	4,047
			Building Products	4,089	4,001	88	58,229	55,588	2,641
			Electrical Equipment	3,684	3,029	655	50,332	40,326	10,006
			Paper & Wood Pulp	1,639	1,685	-46	22,042	22,736	-694
			Iron & Steel	3,506	2,872	634	43,188	38,426	4,762
			Import Other	21,531	21,205	326	282,321	256,474	25,847
			Total	44,127	40,878	3,249	597,756	534,239	63,517
		Total	49,199	46,162	3,037	661,234	606,318	54,915	
Export (Non-T'ship)	Teus	Empty	24,242	17,440	6,802	286,746	247,854	38,892	
		Full	Meat Products	4,715	5,153	-438	54,811	54,430	381
			Cotton	236	390	-154	34,000	27,589	6,411
			Paper & Wood Pulp	1,692	2,513	-821	24,088	26,310	-2,222
			Timber	2,812	1,823	989	32,209	16,354	15,855
			F.A.K.	3,537	2,659	878	36,621	31,723	4,898
			Agricultural Seeds	2,615	3,883	-1,268	44,684	55,608	-10,924
			Export Other	9,618	10,865	-1,247	127,216	125,082	2,134
			Total	25,225	27,286	-2,061	353,629	337,096	16,533
		Total	49,467	44,726	4,741	640,375	584,949	55,426	
TOTAL	Teus	Transhipped	867	1,050	-183	9,853	11,664	-1,811	
		Empty	29,314	22,724	6,590	350,224	319,933	30,291	
		Full	69,352	68,164	1,188	951,385	871,335	80,050	
		Total	99,533	91,938	7,595	1,311,462	1,202,931	108,530	

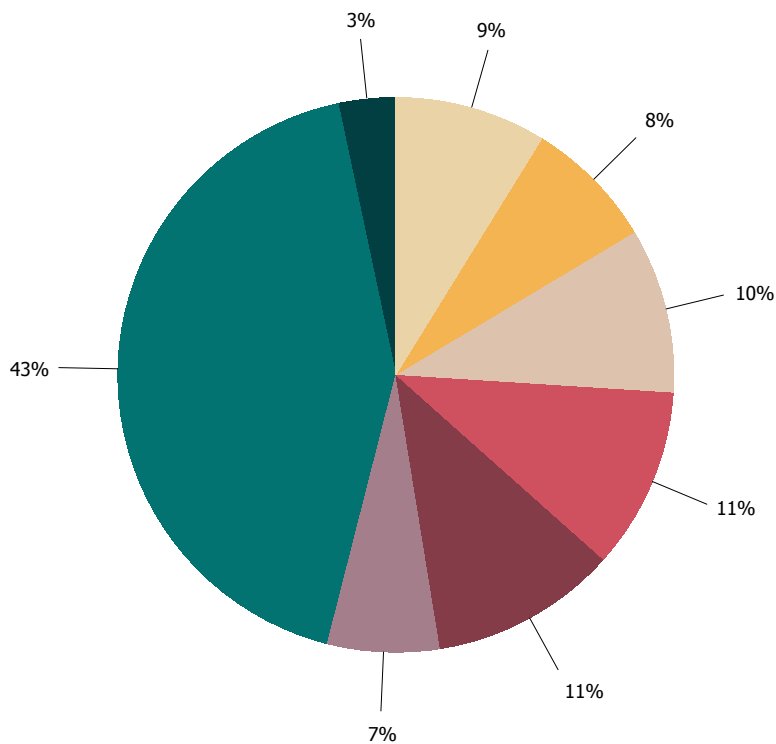


Export Rolling 12-months



- Export Groups**
- Agricultural Seeds
 - Cotton
 - Empty
 - F.A.K.
 - Meat Products
 - Other
 - Paper & Wood Pulp
 - Timber

Import Rolling 12-months



- Import Groups**
- Building Products
 - Electrical Equipment
 - Empty
 - F.A.K.
 - Household Items
 - Iron & Steel
 - Other
 - Paper & Wood Pulp