

Monthly Trade Report

February 2018

Total Trade in Tonnes

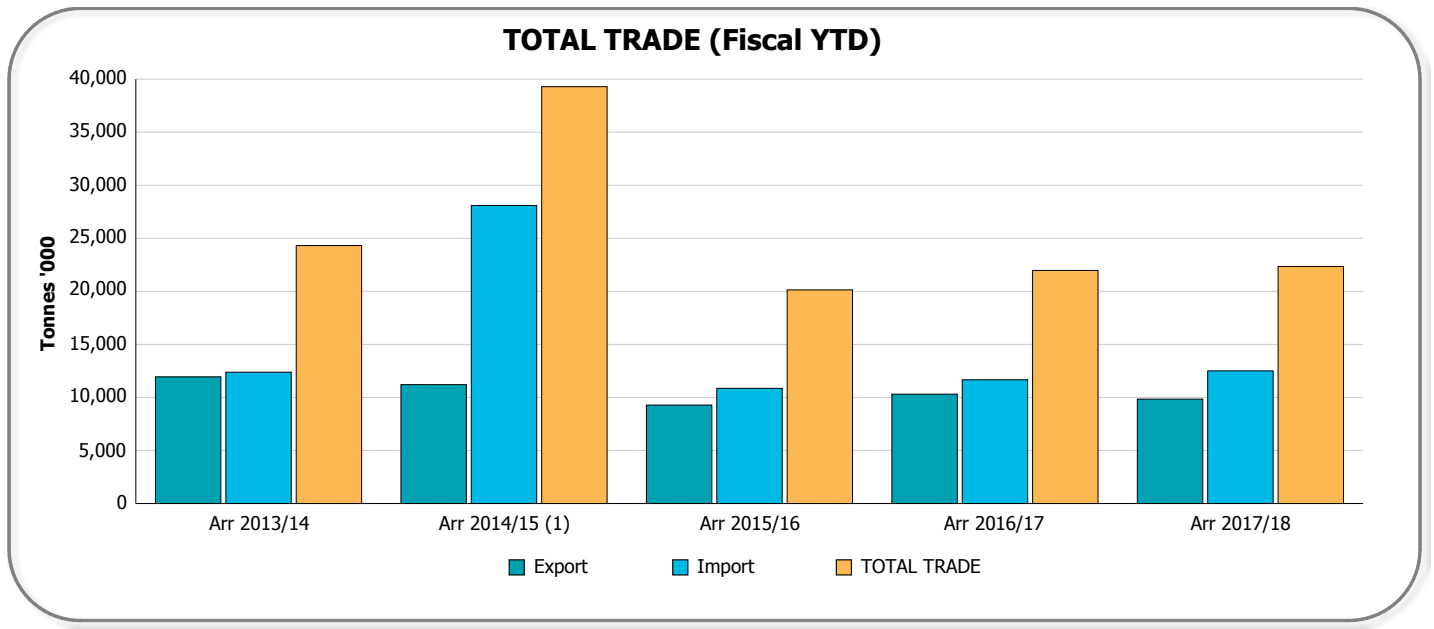
(Including containerised and non-containerised)

Feb 2018

		Arr 2018/Feb	Arr 2017/Feb	Variance	Rolling 12 Months	PY Rolling 12 Months	Variance
Import (Non-T'ship)	Crude Oil	376,191	416,208	-40,017	4,920,836	5,007,066	-86,231
	Refined Oil	289,972	266,602	23,369	3,546,043	3,203,709	342,334
	Cement	210,651	87,134	123,517	1,790,407	1,696,098	94,309
	Iron & Steel	69,859	50,887	18,973	800,471	677,721	122,750
	Building Products	56,441	47,668	8,773	713,178	688,439	24,739
	Timber	31,154	21,717	9,437	317,914	304,936	12,977
	Fertiliser & Chemicals (Rural)	61,247	84,613	-23,365	739,536	698,188	41,348
	Paper & Wood Pulp	14,708	15,000	-291	207,439	227,741	-20,302
	Retail Group	154,529	127,778	26,751	2,046,133	1,747,440	298,693
	Dredging Sand	0	0	0	22	0	22
	Other	304,132	216,625	87,507	3,016,004	2,678,111	337,893
TOTAL	1,568,884	1,334,230	234,654	18,097,982	16,929,449	1,168,533	
Export (Non-T'ship)	Coal	607,275	596,514	10,761	7,263,293	6,726,216	537,077
	Refined Oil	39,287	34,401	4,886	771,458	770,983	475
	Agricultural Seeds	45,685	195,981	-150,296	1,278,362	2,149,671	-871,309
	Cotton	2,491	3,573	-1,081	422,823	343,413	79,410
	Meat Products	59,804	51,855	7,949	748,661	741,283	7,378
	Iron & Steel	80,478	40,587	39,890	667,985	614,943	53,042
	Paper & Wood Pulp	23,885	28,945	-5,060	281,301	294,951	-13,650
	Mineral Ores & Sands	2,453	23,087	-20,634	295,066	275,498	19,569
	Other	254,907	267,077	-12,171	3,185,052	3,066,033	119,019
	TOTAL	1,130,645	1,214,339	-83,694	15,003,502	14,815,971	187,531
Total	Transhipped	17,152	21,481	-4,328	472,464	258,565	213,899
	Import	1,576,927	1,352,020	224,907	18,303,333	17,050,372	1,252,961
	Export	1,139,754	1,218,030	-78,276	15,270,614	14,953,613	317,001
	TOTAL TRADE	2,716,681	2,570,050	146,631	33,573,948	32,003,985	1,569,962
Total Motor Vehicle Units	25,084	20,027	5,057	271,668	235,995	35,673	

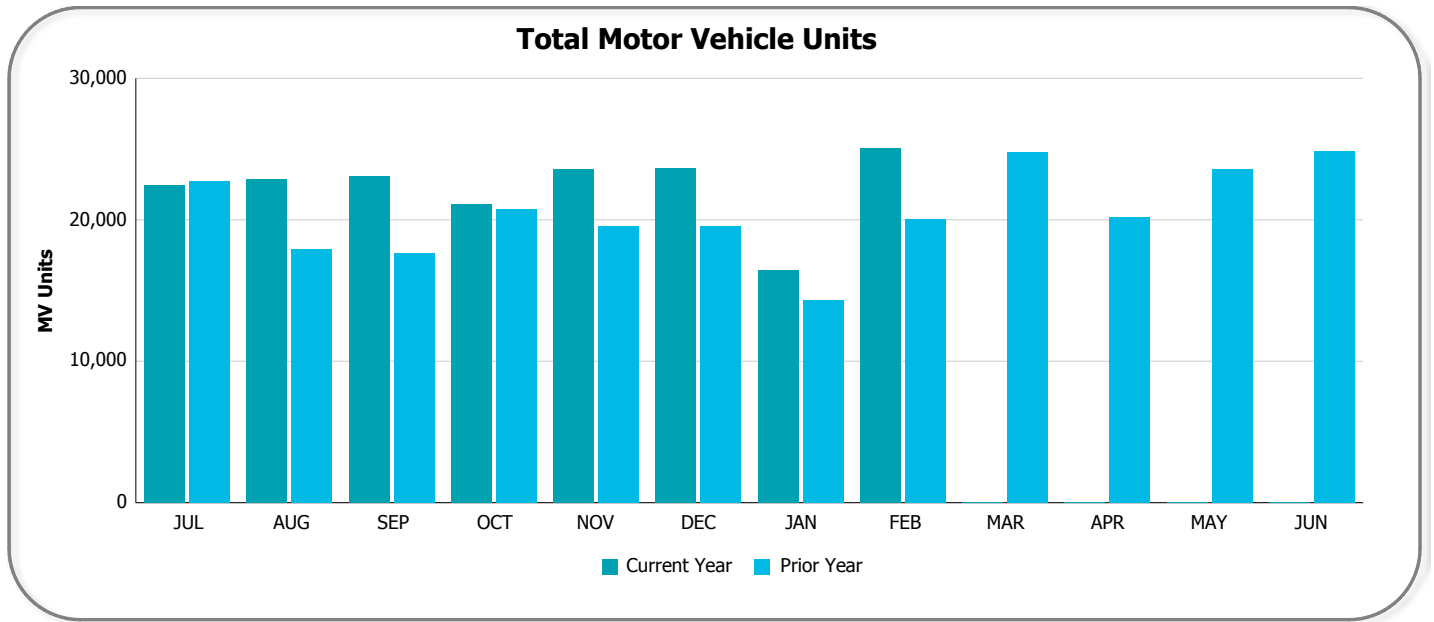
Total Trade in Tonnes

Feb 2018



Total Motor Vehicle Units

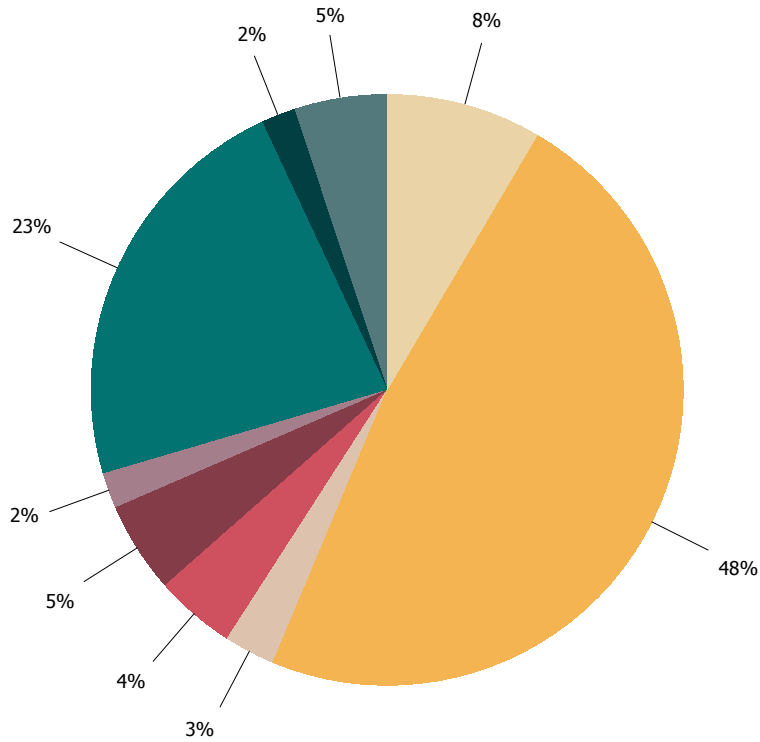
Feb 2018



Total Trade in Tonnes

Feb 2018

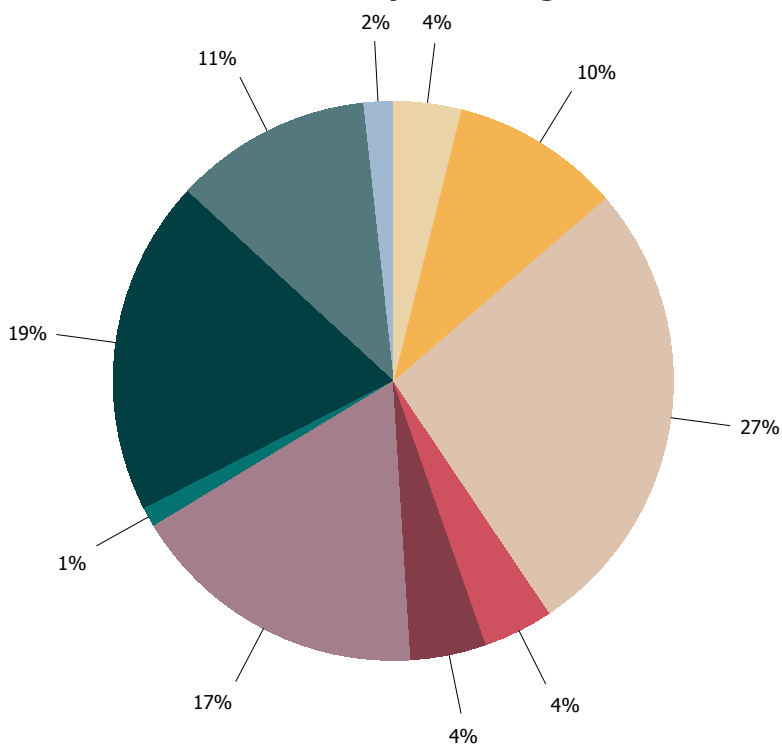
Export Rolling 12-months



Export Groups

- Agricultural Seeds
- Coal
- Cotton
- Iron & Steel
- Meat Products
- Mineral Ores & Sands
- Other
- Paper & Wood Pulp
- Refined Oil

Import Rolling 12-months



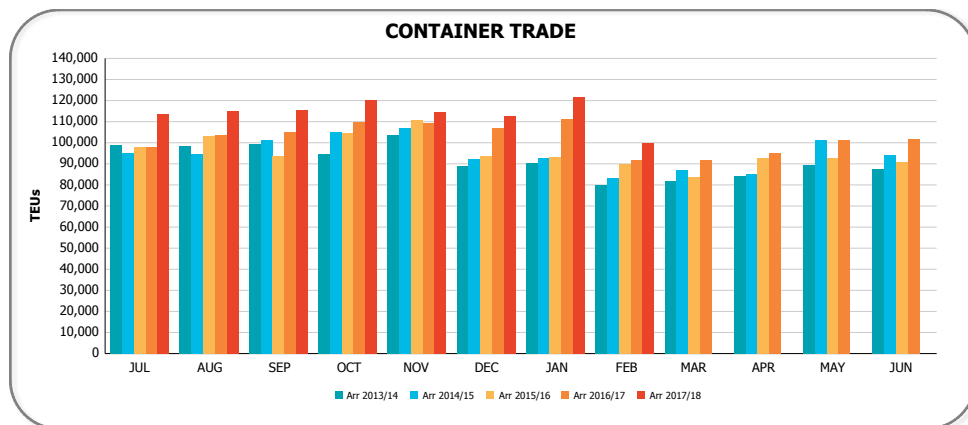
Import Groups

- Building Products
- Cement
- Crude Oil
- Fertiliser & Chemicals (Rural)
- Iron & Steel
- Other
- Paper & Wood Pulp
- Refined Oil
- Retail
- Timber

Container Trade in TEUs

Feb 2018

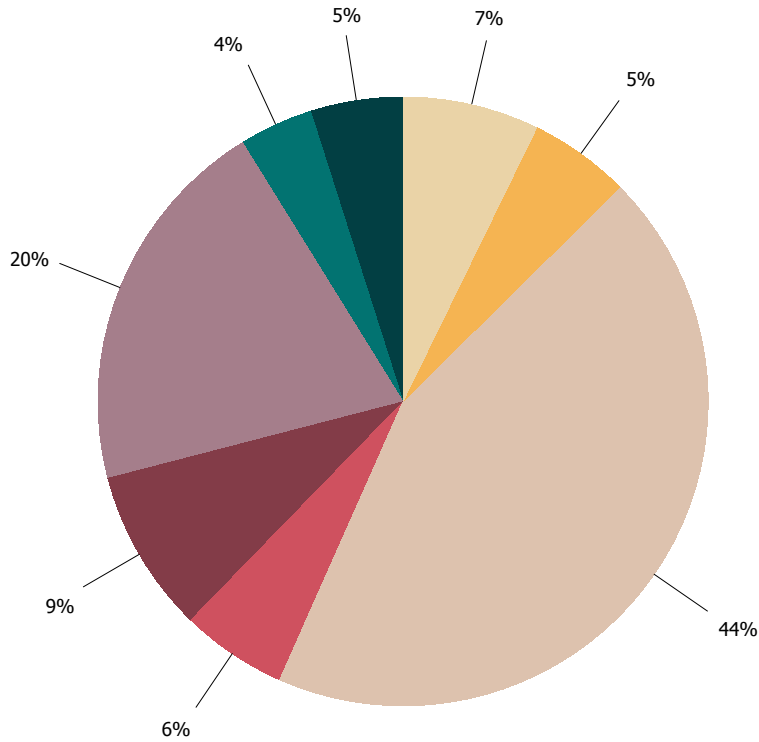
			Arr 2018/Feb	Arr 2017/Feb	Variance	Rolling 12 Months	PY Rolling 12 Months	Variance	
Import (Non-T'ship)	Teus	Empty	3,252	4,297	-1,045	63,690	72,126	-8,437	
		Full	F.A.K.	4,436	4,266	170	67,329	51,763	15,566
			Household Items	5,386	4,130	1,256	72,723	66,617	6,106
			Building Products	4,709	3,747	962	58,141	54,744	3,397
			Electrical Equipment	4,089	3,116	973	49,677	39,841	9,836
			Paper & Wood Pulp	1,675	1,571	104	22,088	23,167	-1,079
			Iron & Steel	3,574	2,958	616	42,554	37,982	4,572
			Import Other	22,321	18,646	3,675	281,995	254,323	27,671
			Total	46,190	38,435	7,756	594,507	528,438	66,069
		Total	49,442	42,732	6,710	658,196	600,564	57,632	
Export (Non-T'ship)	Teus	Empty	25,997	20,696	5,300	279,944	249,899	30,045	
		Full	Meat Products	4,475	3,884	591	55,249	54,507	742
			Cotton	201	291	-90	34,154	27,669	6,485
			Paper & Wood Pulp	2,167	2,537	-370	24,909	25,821	-912
			Timber	3,234	1,947	1,287	31,220	15,539	15,681
			F.A.K.	2,108	2,532	-424	35,743	31,073	4,670
			Agricultural Seeds	1,728	5,320	-3,592	45,952	55,431	-9,479
			Export Other	9,992	10,315	-323	128,463	123,167	5,296
			Total	23,905	26,826	-2,921	355,690	333,207	22,483
		Total	49,902	47,522	2,380	635,634	583,106	52,528	
TOTAL	Teus	Transhipped	317	1,322	-1,005	10,036	11,249	-1,213	
		Empty	29,249	24,994	4,255	343,634	322,025	21,608	
		Full	70,095	65,261	4,835	950,197	861,644	88,552	
		Total	99,661	91,576	8,085	1,303,866	1,194,919	108,948	



Container Trade in TEUs

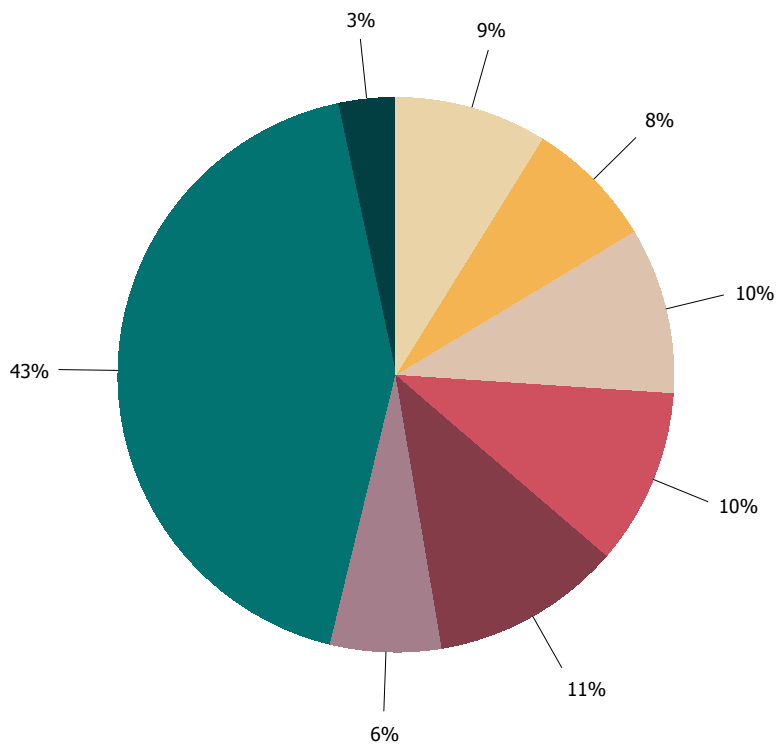
Feb 2018

Export Rolling 12-months



- Export Groups**
- Agricultural Seeds
 - Cotton
 - Empty
 - F.A.K.
 - Meat Products
 - Other
 - Paper & Wood Pulp
 - Timber

Import Rolling 12-months



- Import Groups**
- Building Products
 - Electrical Equipment
 - Empty
 - F.A.K.
 - Household Items
 - Iron & Steel
 - Other
 - Paper & Wood Pulp