

Monthly Trade Report

July 2019

Total Trade in Tonnes

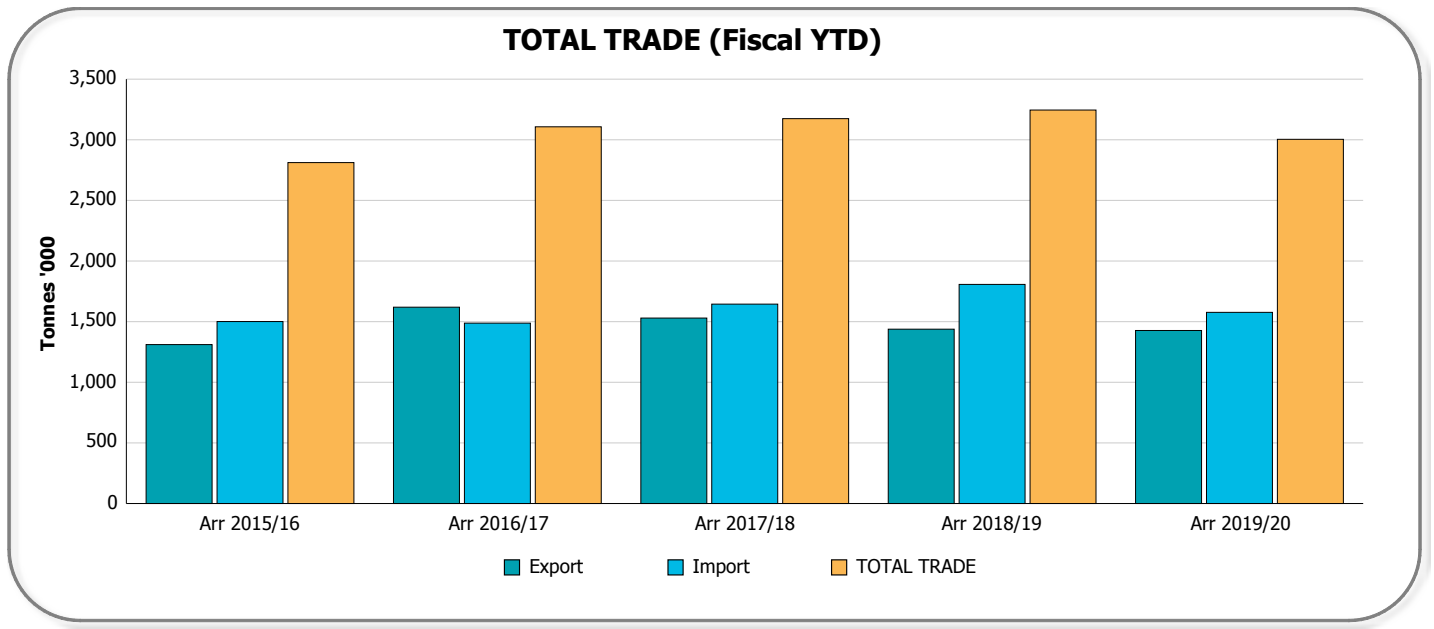
(Including containerised and non-containerised)

Jul 2019

		Arr 2019/Jul	Arr 2018/Jul	Variance	Rolling 12 Months	PY Rolling 12 Months	Variance
Import (Non-T'ship)	Crude Oil	233,169	478,729	-245,560	4,494,940	4,851,496	-356,556
	Refined Oil	375,401	310,906	64,495	3,991,209	3,548,655	442,554
	Cement	93,446	166,733	-73,287	1,646,842	1,801,156	-154,314
	Iron & Steel	51,386	77,638	-26,252	712,789	843,786	-130,997
	Building Products	65,979	60,520	5,459	732,356	738,005	-5,649
	Timber	22,380	27,639	-5,259	284,189	333,661	-49,471
	Fertiliser & Chemicals (Rural)	39,325	60,782	-21,457	568,411	709,359	-140,948
	Paper & Wood Pulp	21,947	20,655	1,292	222,819	203,401	19,418
	Retail Group	154,731	167,674	-12,943	1,988,454	2,109,626	-121,172
	Dredging Sand	0	0	0	0	22	-22
	Other	499,971	417,792	82,180	5,284,898	3,441,987	1,842,911
TOTAL	1,557,735	1,789,067	-231,331	19,926,907	18,581,154	1,345,753	
Export (Non-T'ship)	Coal	806,597	734,401	72,196	6,662,415	7,261,874	-599,458
	Refined Oil	46,771	42,834	3,937	804,436	603,930	200,506
	Agricultural Seeds	32,315	79,028	-46,713	387,286	855,526	-468,239
	Cotton	30,041	80,737	-50,696	364,603	427,536	-62,933
	Meat Products	86,893	73,790	13,103	855,726	759,702	96,024
	Iron & Steel	38,316	85,852	-47,537	739,943	627,113	112,829
	Paper & Wood Pulp	21,459	22,380	-920	270,984	272,482	-1,498
	Mineral Ores & Sands	2,926	13,599	-10,673	196,104	262,639	-66,535
	Other	263,652	280,393	-16,741	2,900,445	3,207,887	-307,441
	TOTAL	1,385,136	1,414,947	-29,811	13,522,864	14,444,707	-921,843
Total	Transhipped	61,038	41,336	19,702	333,035	387,341	-54,306
	Import	1,576,739	1,807,294	-230,555	20,070,935	18,747,817	1,323,118
	Export	1,427,170	1,438,055	-10,885	13,711,871	14,665,385	-953,514
	TOTAL TRADE	3,003,909	3,245,349	-241,440	33,782,806	33,413,202	369,604
Total Motor Vehicle Units		20,577	24,316	-3,739	242,616	282,722	-40,106

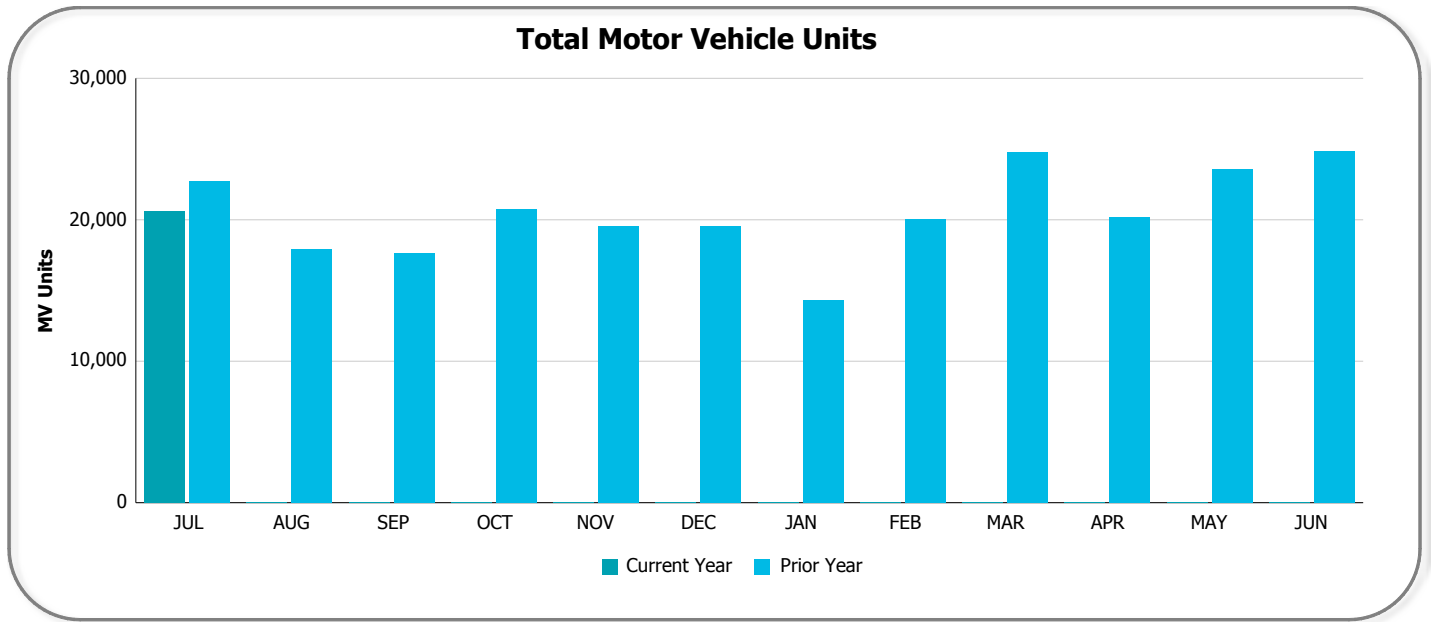
Total Trade in Tonnes

Jul 2019



Total Motor Vehicle Units

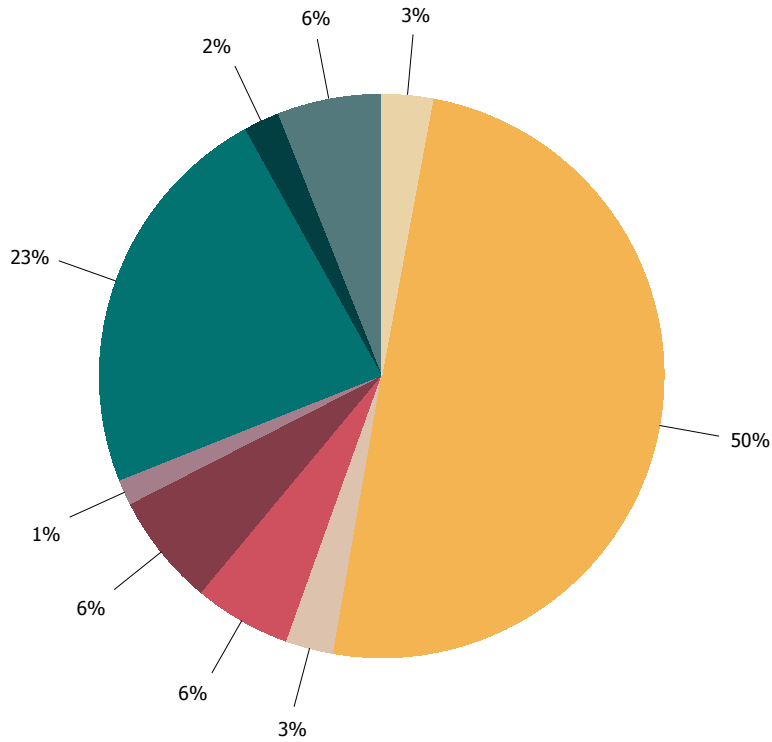
Jul 2019



Total Trade in Tonnes

Jul 2019

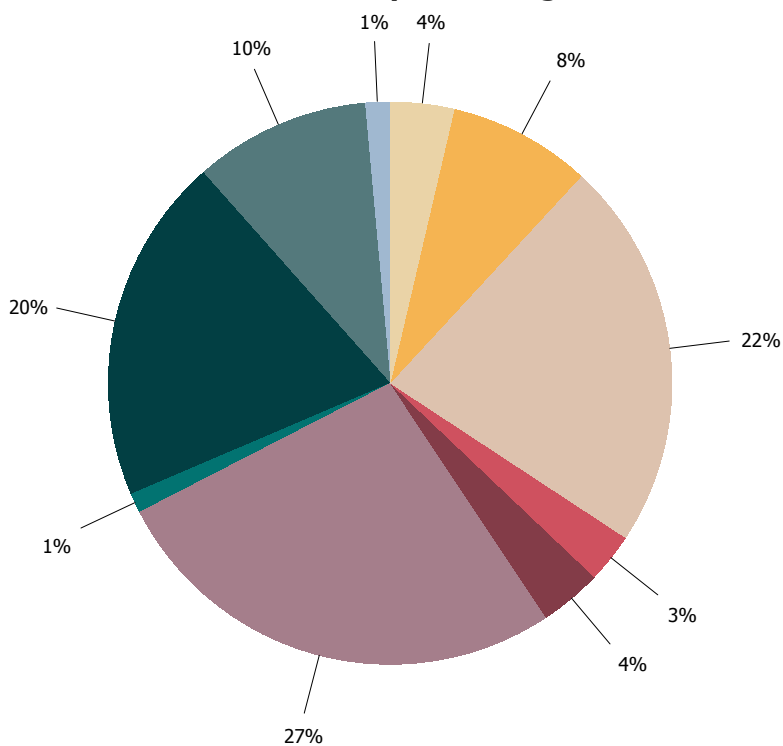
Export Rolling 12-months



Export Groups

- Agricultural Seeds
- Coal
- Cotton
- Iron & Steel
- Meat Products
- Mineral Ores & Sands
- Other
- Paper & Wood Pulp
- Refined Oil

Import Rolling 12-months



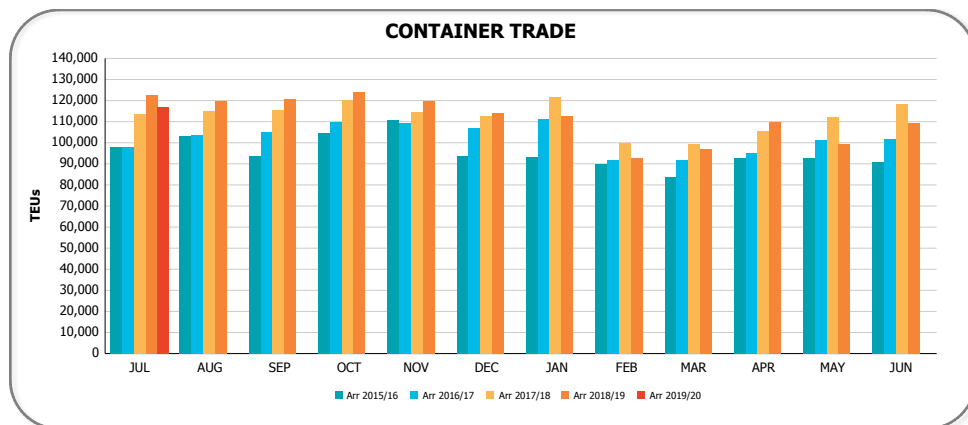
Import Groups

- Building Products
- Cement
- Crude Oil
- Fertiliser & Chemicals (Rural)
- Iron & Steel
- Other
- Paper & Wood Pulp
- Refined Oil
- Retail
- Timber

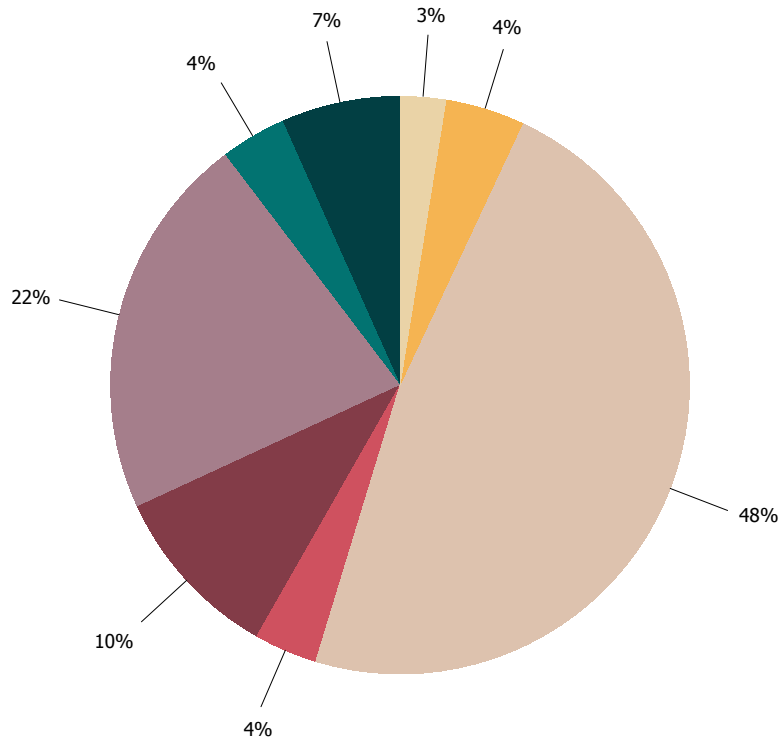
Container Trade in TEUs

Jul 2019

		Arr 2019/Jul	Arr 2018/Jul	Variance	Rolling 12 Months	PY Rolling 12 Months	Variance		
Import (Non-T'ship)	Teus	Empty	7,422	9,182	-1,760	63,811	65,650	-1,840	
		Full	F.A.K.	3,707	6,028	-2,321	51,983	71,237	-19,255
			Household Items	6,065	6,360	-295	72,423	73,202	-779
			Building Products	5,559	5,105	454	62,296	61,481	815
			Electrical Equipment	4,101	4,797	-696	54,162	54,997	-835
			Paper & Wood Pulp	2,505	2,128	377	25,047	21,613	3,434
			Iron & Steel	3,588	3,952	-364	40,667	45,493	-4,827
			Import Other	24,920	24,740	180	291,683	289,956	1,727
			Total	50,446	53,110	-2,665	598,260	617,980	-19,719
		Total	57,868	62,292	-4,425	662,071	683,630	-21,559	
Export (Non-T'ship)	Teus	Empty	24,131	21,871	2,260	314,743	309,313	5,430	
		Full	Meat Products	6,620	5,411	1,209	64,971	56,555	8,416
			Cotton	2,434	6,444	-4,010	29,192	34,369	-5,177
			Paper & Wood Pulp	1,939	2,001	-62	24,202	24,308	-106
			Timber	4,914	3,029	1,885	43,977	35,902	8,075
			F.A.K.	1,846	4,493	-2,647	23,368	37,617	-14,249
			Agricultural Seeds	1,500	2,622	-1,122	16,747	35,755	-19,008
			Export Other	13,806	13,706	100	142,049	132,092	9,957
			Total	33,059	37,706	-4,647	344,506	356,598	-12,092
		Total	57,190	59,577	-2,387	659,250	665,911	-6,661	
TOTAL	Teus	Transhipped	1,991	631	1,360	15,303	8,640	6,663	
		Empty	31,553	31,053	500	378,554	374,963	3,591	
		Full	83,505	90,816	-7,312	942,767	974,578	-31,811	
		Total	117,049	122,500	-5,451	1,336,624	1,358,181	-21,557	

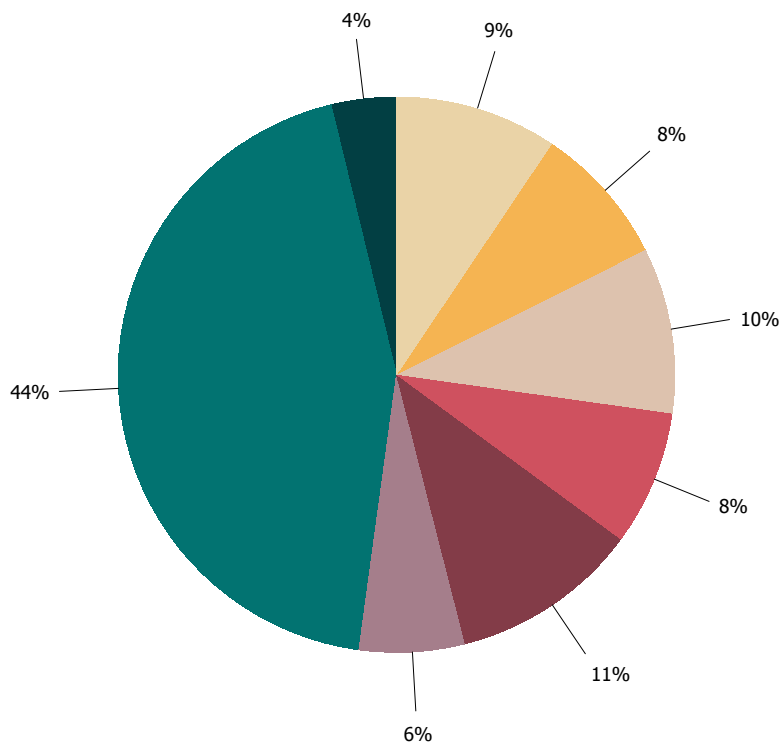


Export Rolling 12-months



- Export Groups**
- Agricultural Seeds
 - Cotton
 - Empty
 - F.A.K.
 - Meat Products
 - Other
 - Paper & Wood Pulp
 - Timber

Import Rolling 12-months



- Import Groups**
- Building Products
 - Electrical Equipment
 - Empty
 - F.A.K.
 - Household Items
 - Iron & Steel
 - Other
 - Paper & Wood Pulp