

Monthly Trade Report

February 2019

Total Trade in Tonnes

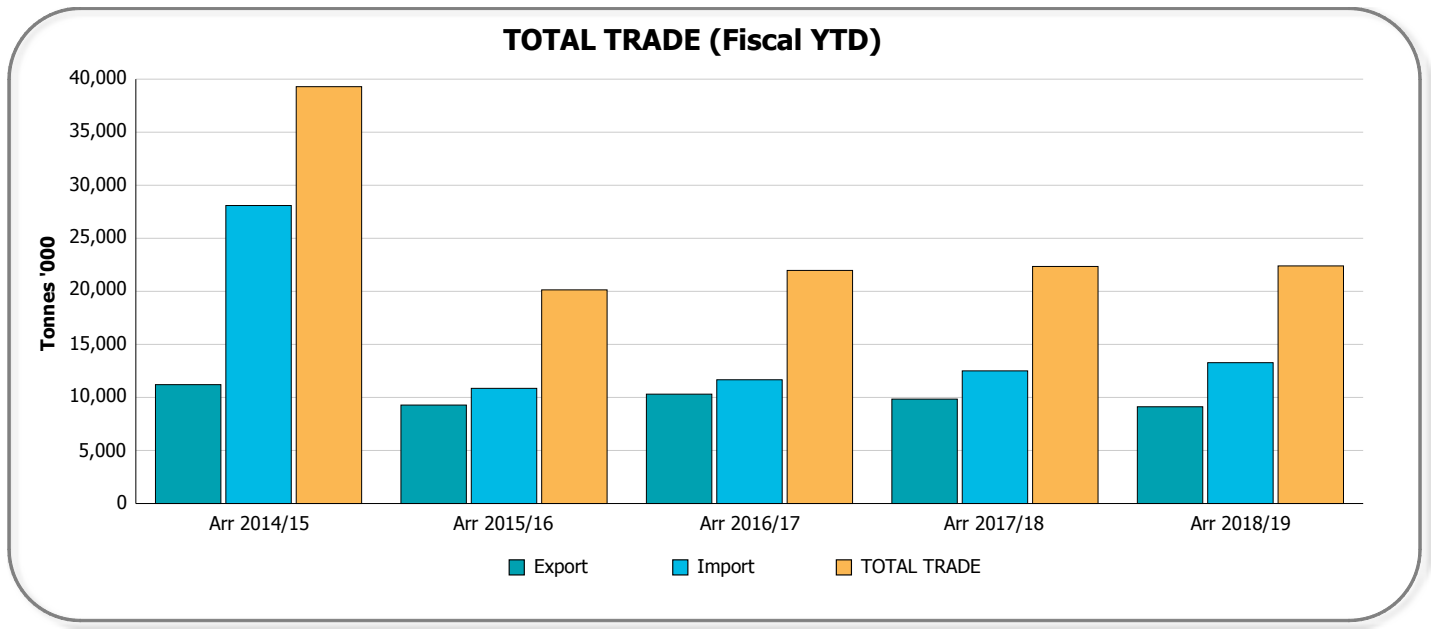
(Including containerised and non-containerised)

Feb 2019

		Arr 2019/Feb	Arr 2018/Feb	Variance	Rolling 12 Months	PY Rolling 12 Months	Variance
Import (Non-T'ship)	Crude Oil	348,616	376,191	-27,575	4,629,962	4,920,836	-290,873
	Refined Oil	342,041	289,972	52,069	3,734,579	3,546,043	188,536
	Cement	156,583	210,651	-54,069	1,657,750	1,790,407	-132,657
	Iron & Steel	70,757	69,859	898	807,904	800,471	7,433
	Building Products	55,687	56,441	-754	755,393	713,178	42,215
	Timber	19,726	31,154	-11,427	314,240	317,914	-3,674
	Fertiliser & Chemicals (Rural)	64,732	61,247	3,485	657,384	739,536	-82,152
	Paper & Wood Pulp	17,212	14,708	2,504	205,451	207,439	-1,988
	Retail Group	135,776	154,529	-18,753	2,070,021	2,046,133	23,888
	Dredging Sand	0	0	0	0	22	-22
	Other	346,840	304,132	42,708	4,378,804	3,016,004	1,362,800
TOTAL	1,557,970	1,568,884	-10,914	19,211,489	18,097,982	1,113,507	
Export (Non-T'ship)	Coal	605,186	607,275	-2,088	6,821,726	7,263,293	-441,567
	Refined Oil	82,943	39,287	43,655	675,430	771,458	-96,028
	Agricultural Seeds	26,358	45,685	-19,328	627,518	1,278,362	-650,843
	Cotton	32,519	2,491	30,027	471,736	422,823	48,913
	Meat Products	60,151	59,804	347	801,400	748,661	52,739
	Iron & Steel	38,284	80,478	-42,193	682,697	667,985	14,712
	Paper & Wood Pulp	27,780	23,885	3,895	271,911	281,301	-9,390
	Mineral Ores & Sands	32,459	2,453	30,005	270,780	295,066	-24,287
	Other	255,263	254,907	357	3,037,754	3,185,052	-147,298
	TOTAL	1,182,092	1,130,645	51,446	13,858,666	15,003,502	-1,144,835
Total	Transhipped	16,286	17,152	-866	322,387	472,464	-150,077
	Import	1,567,359	1,576,927	-9,568	19,357,550	18,303,333	1,054,216
	Export	1,188,989	1,139,754	49,235	14,034,992	15,270,614	-1,235,622
	TOTAL TRADE	2,756,348	2,716,681	39,666	33,392,542	33,573,948	-181,405
Total Motor Vehicle Units	18,233	25,084	-6,851	264,065	271,668	-7,603	

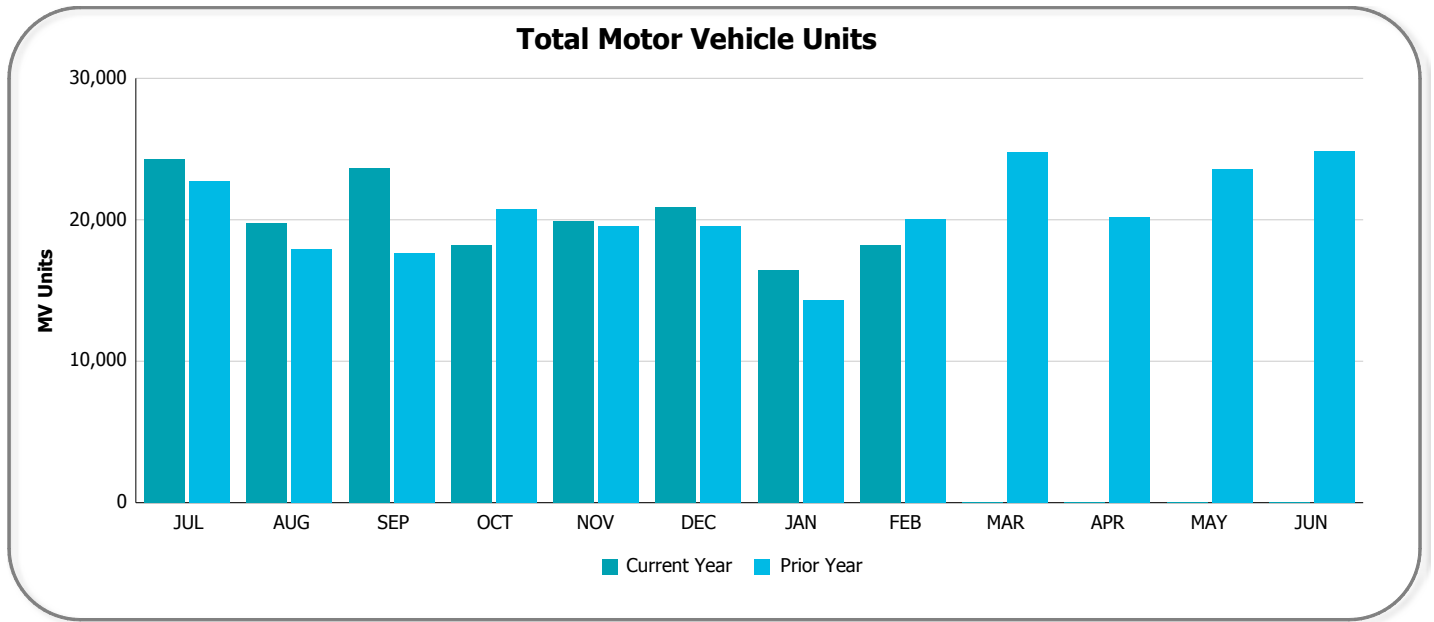
Total Trade in Tonnes

Feb 2019



Total Motor Vehicle Units

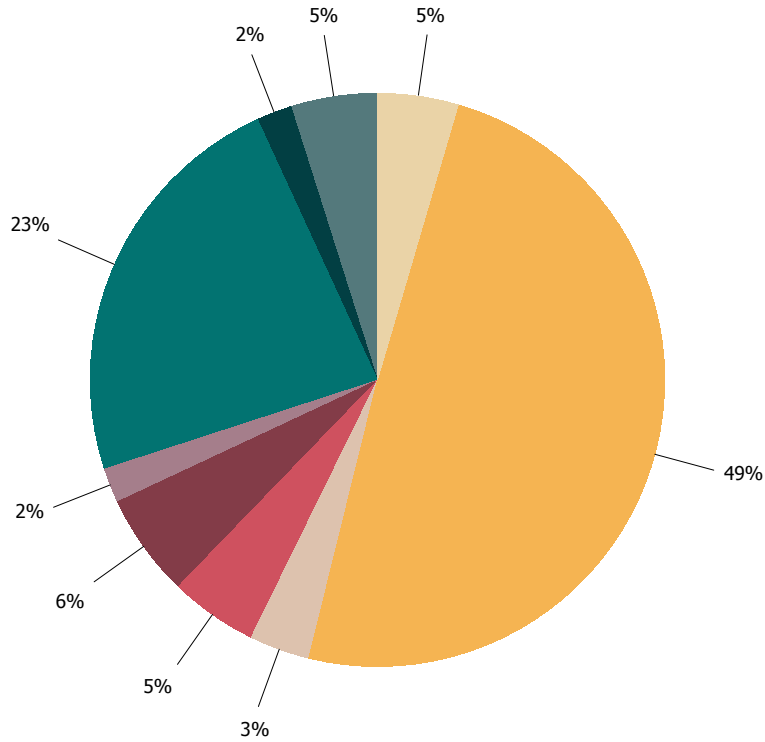
Feb 2019



Total Trade in Tonnes

Feb 2019

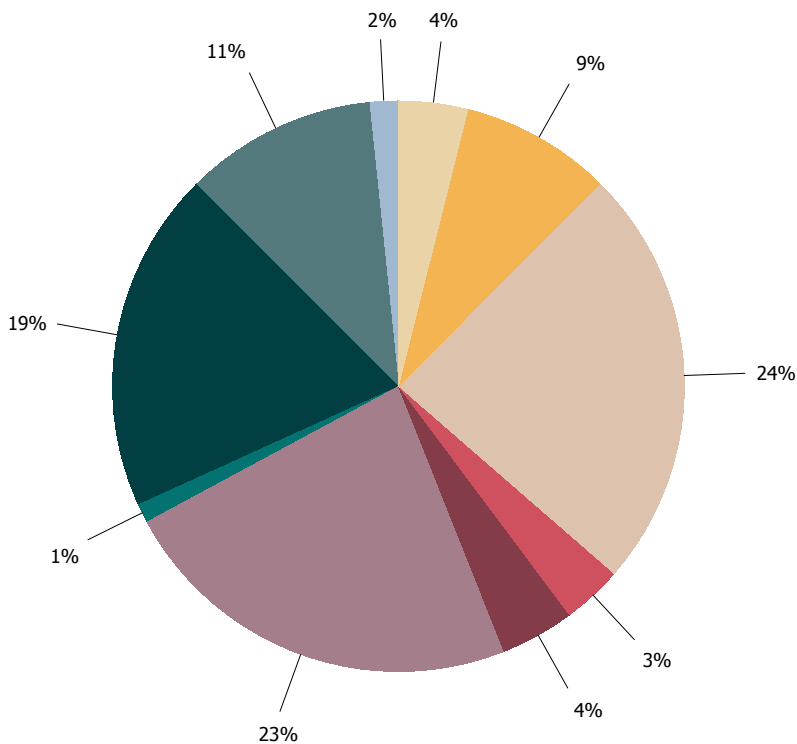
Export Rolling 12-months



Export Groups

- Agricultural Seeds
- Coal
- Cotton
- Iron & Steel
- Meat Products
- Mineral Ores & Sands
- Other
- Paper & Wood Pulp
- Refined Oil

Import Rolling 12-months



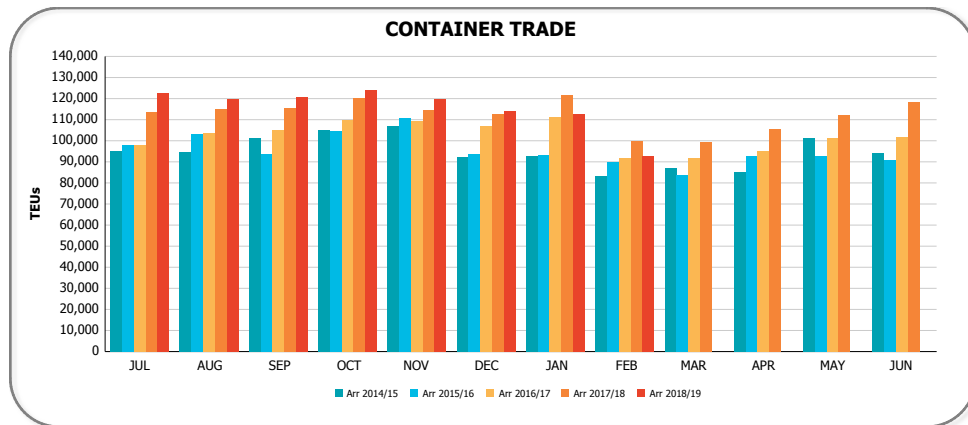
Import Groups

- Building Products
- Cement
- Crude Oil
- Fertiliser & Chemicals (Rural)
- Iron & Steel
- Other
- Paper & Wood Pulp
- Refined Oil
- Retail
- Timber

Container Trade in TEUs

Feb 2019

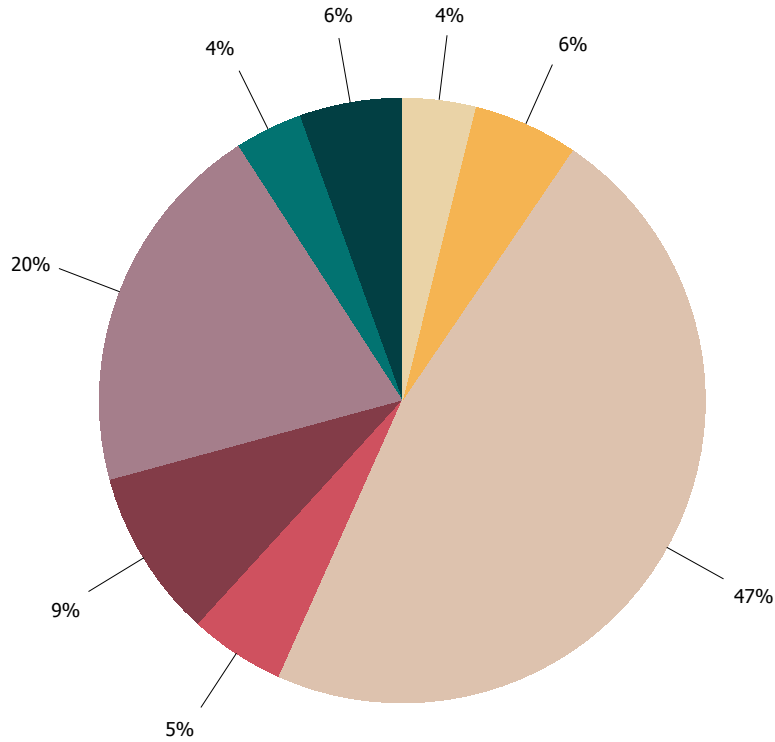
			Arr 2019/Feb	Arr 2018/Feb	Variance	Rolling 12 Months	PY Rolling 12 Months	Variance	
Import (Non-T'ship)	Teus	Empty	3,207	3,252	-45	66,795	63,690	3,105	
		Full	F.A.K.	3,638	4,436	-798	62,829	67,329	-4,500
			Household Items	5,104	5,386	-282	74,612	72,723	1,889
			Building Products	4,457	4,709	-252	63,804	58,141	5,663
			Electrical Equipment	3,532	4,089	-557	55,089	49,677	5,412
			Paper & Wood Pulp	1,734	1,675	59	22,592	22,088	504
			Iron & Steel	3,126	3,574	-448	43,869	42,554	1,315
			Import Other	21,119	22,321	-1,202	291,313	281,995	9,318
			Total	42,710	46,190	-3,481	614,108	594,507	19,601
		Total	45,916	49,442	-3,526	680,902	658,196	22,706	
Export (Non-T'ship)	Teus	Empty	18,508	25,997	-7,488	316,421	279,944	36,477	
		Full	Meat Products	4,563	4,475	88	60,389	55,249	5,140
			Cotton	2,548	201	2,347	37,690	34,154	3,536
			Paper & Wood Pulp	2,424	2,167	257	24,187	24,909	-722
			Timber	3,349	3,234	115	36,994	31,220	5,774
			F.A.K.	1,191	2,108	-917	34,157	35,743	-1,586
			Agricultural Seeds	1,221	1,728	-507	26,035	45,952	-19,917
			Export Other	10,952	9,992	960	134,818	128,463	6,356
			Total	26,248	23,905	2,343	354,270	355,690	-1,420
		Total	44,756	49,902	-5,146	670,692	635,634	35,058	
TOTAL	Teus	Transhipped	2,171	317	1,854	10,586	10,036	550	
		Empty	21,716	29,249	-7,533	383,216	343,634	39,582	
		Full	68,958	70,095	-1,138	968,378	950,197	18,181	
		Total	92,844	99,661	-6,817	1,362,180	1,303,866	58,314	



Container Trade in TEUs

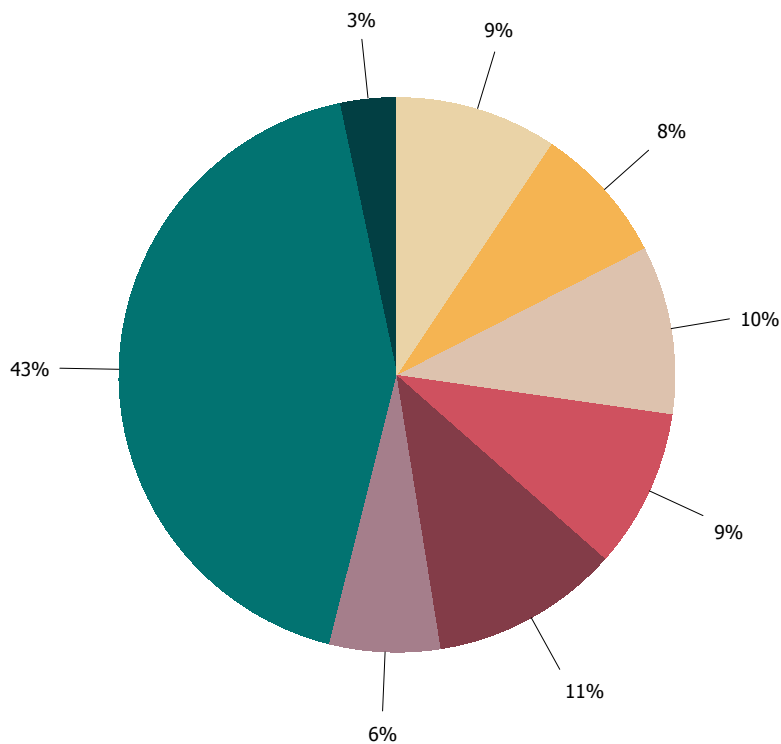
Feb 2019

Export Rolling 12-months



- Export Groups**
- Agricultural Seeds
 - Cotton
 - Empty
 - F.A.K.
 - Meat Products
 - Other
 - Paper & Wood Pulp
 - Timber

Import Rolling 12-months



- Import Groups**
- Building Products
 - Electrical Equipment
 - Empty
 - F.A.K.
 - Household Items
 - Iron & Steel
 - Other
 - Paper & Wood Pulp