

Monthly Trade Report

November 2018

Total Trade in Tonnes

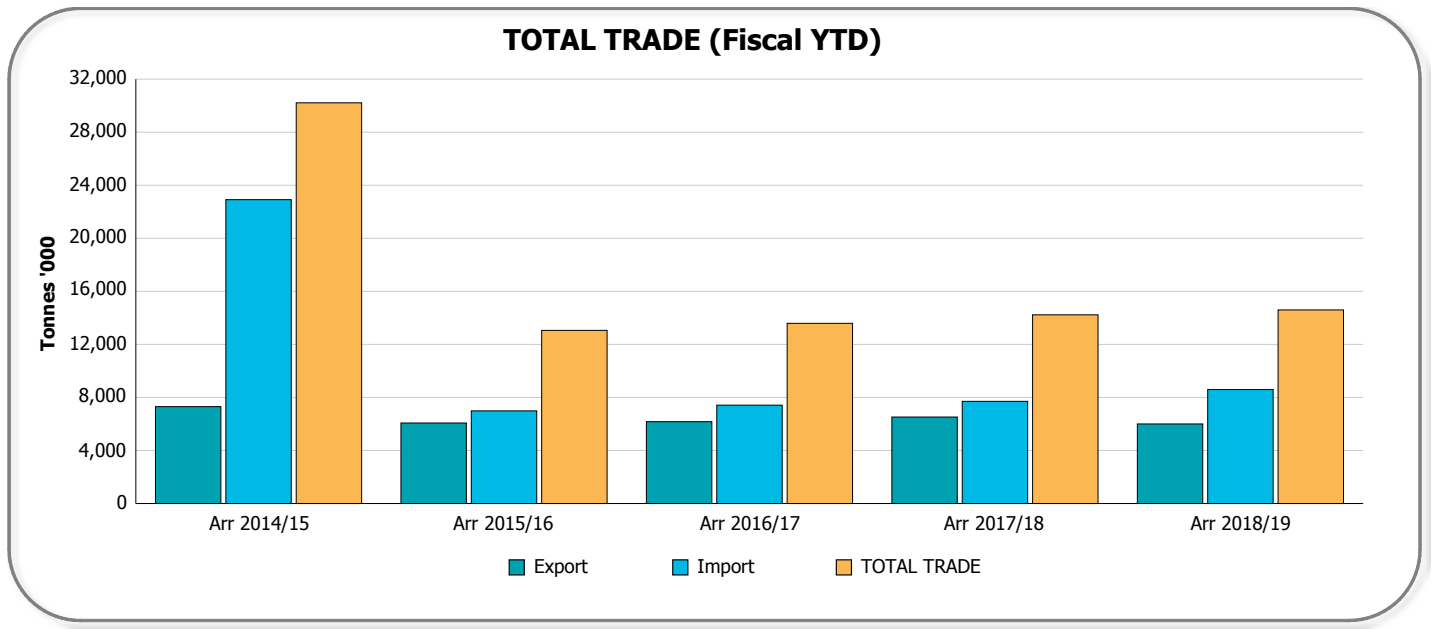
(Including containerised and non-containerised)

Nov 2018

		Arr 2018/Nov	Arr 2017/Nov	Variance	Rolling 12 Months	PY Rolling 12 Months	Variance
Import (Non-T'ship)	Crude Oil	358,654	376,911	-18,257	4,792,380	4,844,866	-52,487
	Refined Oil	251,606	256,369	-4,763	3,657,727	3,530,325	127,402
	Cement	234,552	60,102	174,450	1,891,221	1,679,241	211,981
	Iron & Steel	67,022	70,077	-3,055	822,957	760,685	62,272
	Building Products	68,647	66,330	2,317	759,808	708,256	51,552
	Timber	27,053	27,621	-569	338,169	305,502	32,667
	Fertiliser & Chemicals (Rural)	80,234	29,612	50,622	684,820	705,059	-20,239
	Paper & Wood Pulp	17,013	20,414	-3,401	197,322	211,426	-14,104
	Retail Group	190,631	168,193	22,438	2,130,119	1,951,216	178,903
	Dredging Sand	0	0	0	0	22	-22
	Other	411,906	322,918	88,987	4,053,842	2,834,932	1,218,911
TOTAL	1,707,317	1,398,547	308,770	19,328,365	17,531,529	1,796,835	
Export (Non-T'ship)	Coal	547,521	730,774	-183,252	7,096,344	7,366,205	-269,861
	Refined Oil	55,770	81,980	-26,210	624,373	836,722	-212,349
	Agricultural Seeds	29,355	109,892	-80,537	650,451	1,949,071	-1,298,620
	Cotton	31,393	11,306	20,087	400,846	432,092	-31,246
	Meat Products	63,744	60,318	3,427	784,739	741,845	42,894
	Iron & Steel	46,184	57,064	-10,880	660,654	665,894	-5,240
	Paper & Wood Pulp	21,650	24,488	-2,838	268,934	290,060	-21,126
	Mineral Ores & Sands	3,231	45,698	-42,467	207,034	339,677	-132,642
	Other	207,846	265,876	-58,030	3,119,135	3,200,963	-81,827
	TOTAL	1,016,804	1,398,273	-381,468	14,052,766	15,798,170	-1,745,404
Total	Transhipped	10,293	21,946	-11,653	329,399	512,599	-183,200
	Import	1,712,844	1,413,763	299,081	19,476,355	17,752,649	1,723,705
	Export	1,021,570	1,405,003	-383,432	14,234,175	16,089,649	-1,855,474
	TOTAL TRADE	2,734,414	2,818,765	-84,352	33,710,529	33,842,298	-131,768
Total Motor Vehicle Units	19,935	23,555	-3,620	273,613	260,437	13,176	

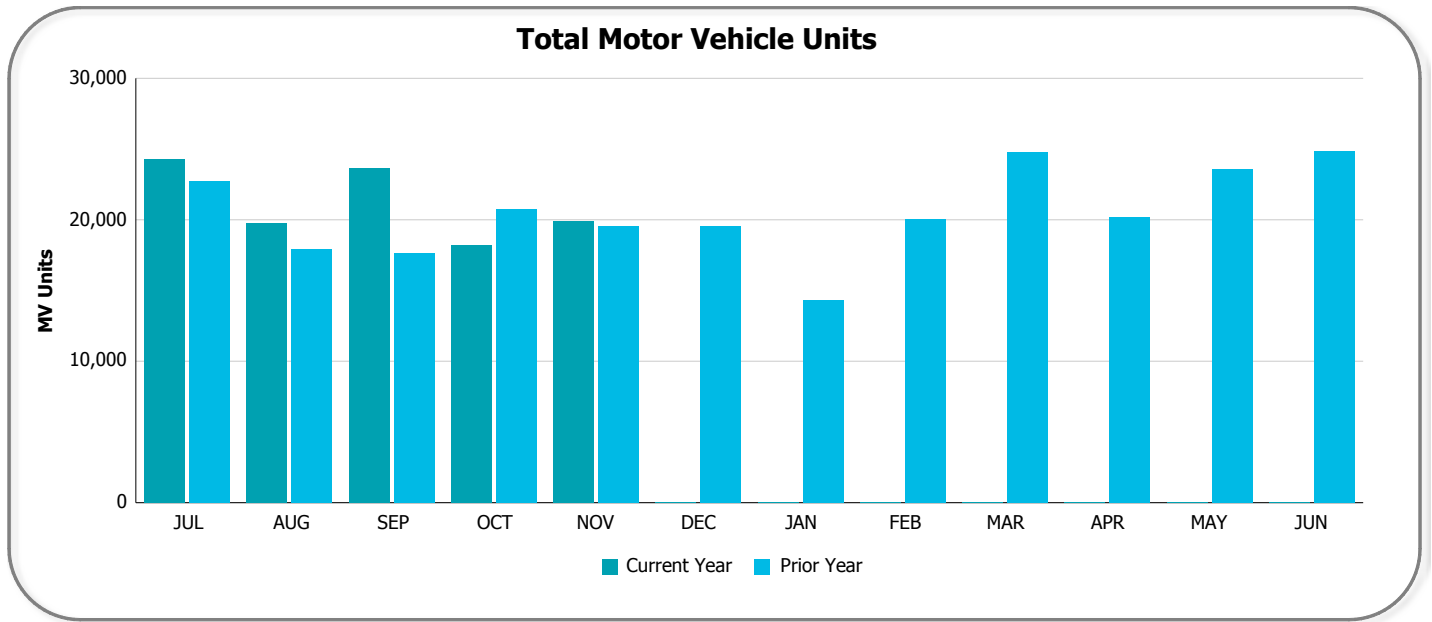
Total Trade in Tonnes

Nov 2018



Total Motor Vehicle Units

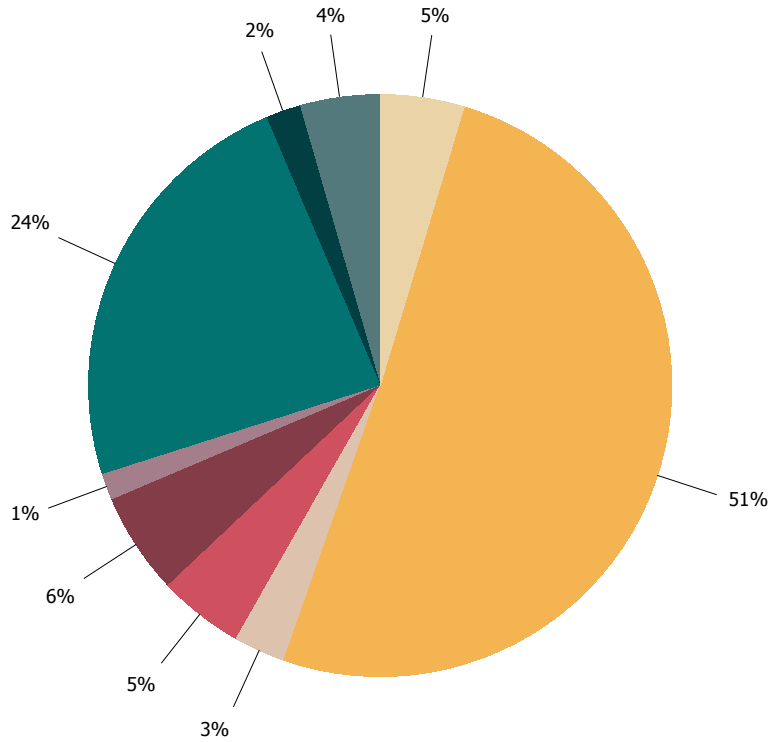
Nov 2018



Total Trade in Tonnes

Nov 2018

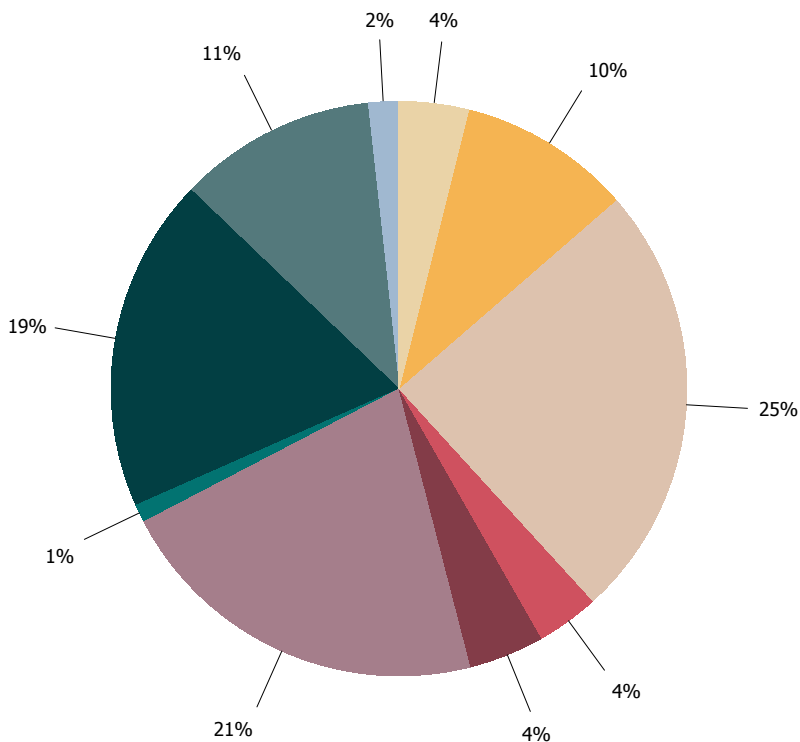
Export Rolling 12-months



Export Groups

- Agricultural Seeds
- Coal
- Cotton
- Iron & Steel
- Meat Products
- Mineral Ores & Sands
- Other
- Paper & Wood Pulp
- Refined Oil

Import Rolling 12-months



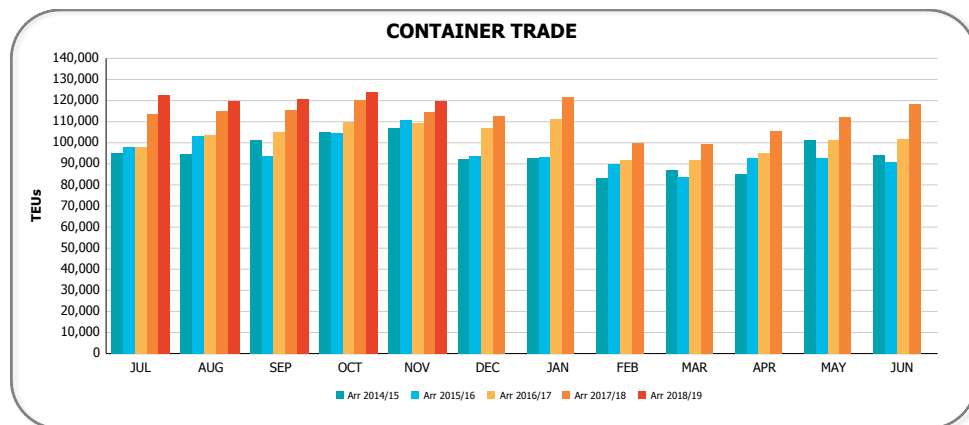
Import Groups

- Building Products
- Cement
- Crude Oil
- Fertiliser & Chemicals (Rural)
- Iron & Steel
- Other
- Paper & Wood Pulp
- Refined Oil
- Retail
- Timber

Container Trade in TEUs

Nov 2018

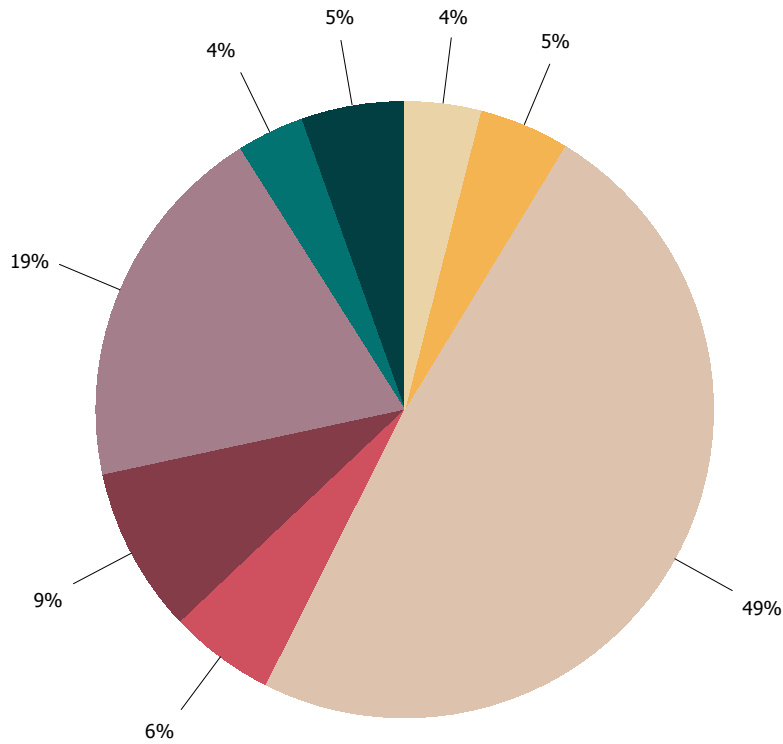
			Arr 2018/Nov	Arr 2017/Nov	Variance	Rolling 12 Months	PY Rolling 12 Months	Variance	
Import (Non-T'ship)	Teus	Empty	4,138	4,364	-227	64,380	69,408	-5,027	
		Full	F.A.K.	5,792	5,053	739	70,481	61,592	8,890
			Household Items	7,416	7,080	336	74,250	70,849	3,401
			Building Products	6,062	5,545	517	64,257	57,334	6,923
			Electrical Equipment	4,993	4,614	379	56,213	46,247	9,966
			Paper & Wood Pulp	1,859	2,123	-264	21,597	22,168	-571
			Iron & Steel	3,515	3,713	-198	44,621	42,005	2,616
			Import Other	26,014	25,490	524	292,474	273,014	19,460
			Total	55,651	53,618	2,033	623,894	573,209	50,685
		Total	59,788	57,983	1,806	688,274	642,617	45,657	
Export (Non-T'ship)	Teus	Empty	31,778	28,145	3,633	331,249	258,931	72,318	
		Full	Meat Products	4,901	4,447	454	59,019	54,698	4,321
			Cotton	2,492	887	1,605	32,107	34,902	-2,795
			Paper & Wood Pulp	1,941	2,193	-252	23,948	25,476	-1,528
			Timber	2,718	3,217	-499	37,038	27,534	9,504
			F.A.K.	3,367	1,329	2,038	37,526	36,962	564
			Agricultural Seeds	1,345	4,705	-3,360	26,966	57,941	-30,975
			Export Other	10,626	11,274	-648	131,943	129,307	2,637
			Total	27,390	28,052	-662	348,547	366,820	-18,273
		Total	59,168	56,197	2,971	679,796	625,751	54,045	
TOTAL	Teus	Transhipped	780	547	233	8,572	10,713	-2,141	
		Empty	35,916	32,509	3,406	395,629	328,339	67,291	
		Full	83,041	81,670	1,371	972,441	940,029	32,412	
		Total	119,737	114,727	5,010	1,376,643	1,279,081	97,562	



Container Trade in TEUs

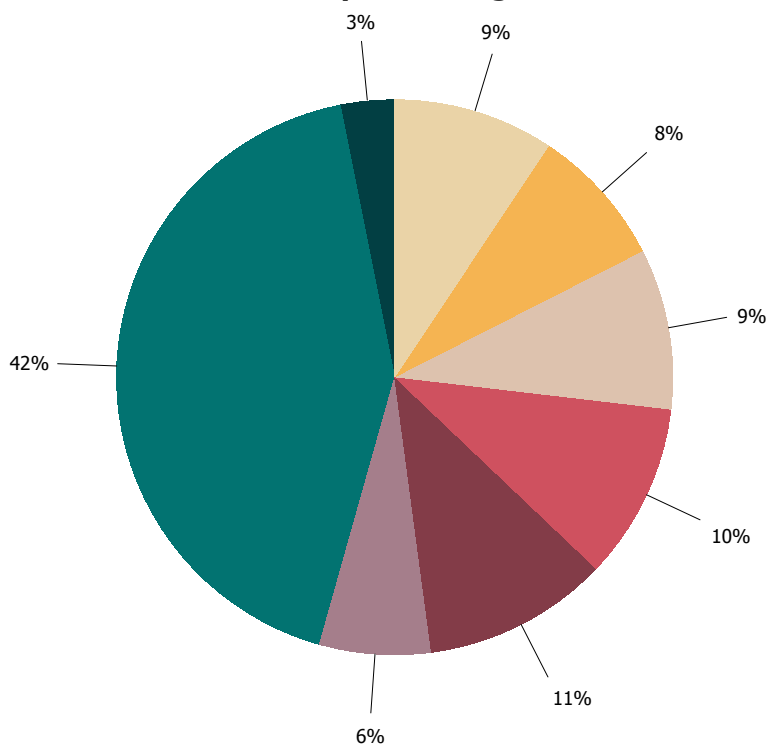
Nov 2018

Export Rolling 12-months



- Export Groups**
- Agricultural Seeds
 - Cotton
 - Empty
 - F.A.K.
 - Meat Products
 - Other
 - Paper & Wood Pulp
 - Timber

Import Rolling 12-months



- Import Groups**
- Building Products
 - Electrical Equipment
 - Empty
 - F.A.K.
 - Household Items
 - Iron & Steel
 - Other
 - Paper & Wood Pulp