

Monthly Trade Report

February 2020

Total Trade in Tonnes

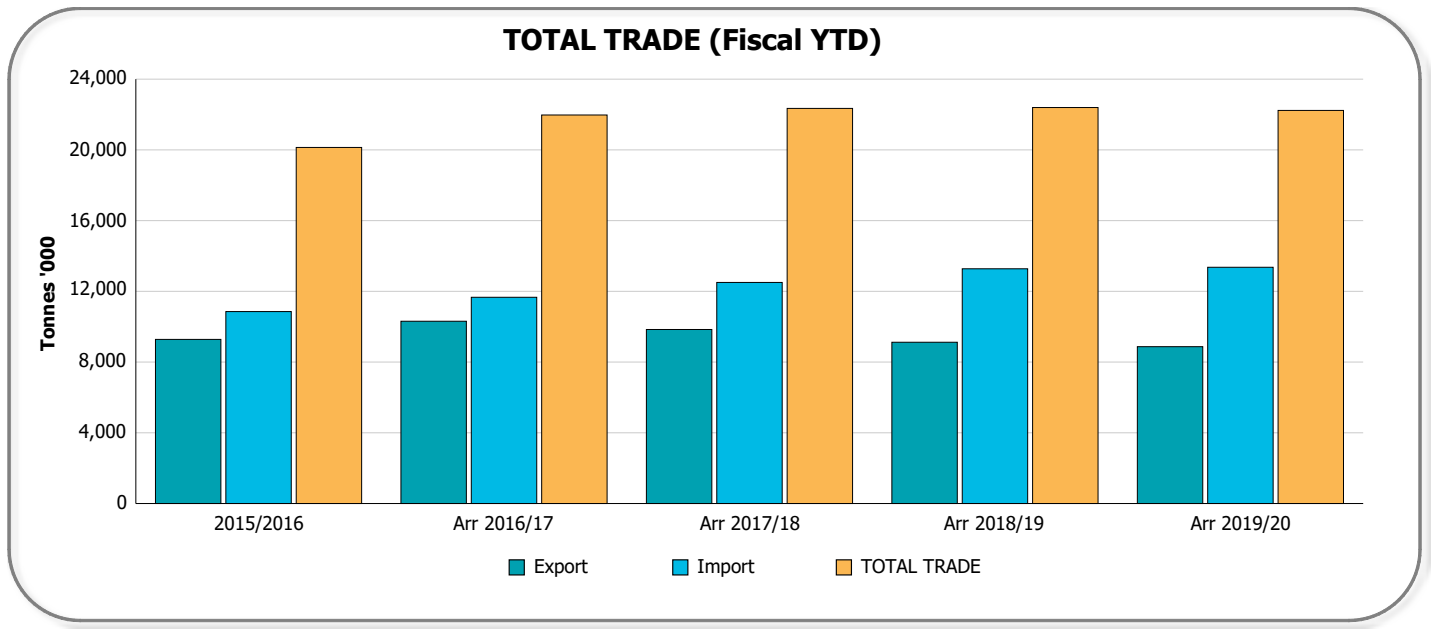
(Including containerised and non-containerised)

Feb 2020

		Arr 2020/Feb	Arr 2019/Feb	Variance	Rolling 12 Months	PY Rolling 12 Months	Variance
Import (Non-T'ship)	Crude Oil	333,034	348,616	-15,582	4,648,617	4,629,962	18,655
	Refined Oil	221,755	342,041	-120,286	3,765,128	3,734,579	30,550
	Cement	121,929	156,583	-34,653	1,681,960	1,657,750	24,210
	Iron & Steel	44,534	70,757	-26,224	645,655	807,902	-162,247
	Building Products	60,666	55,687	4,979	705,789	755,393	-49,604
	Timber	18,505	19,726	-1,221	255,461	314,240	-58,779
	Fertiliser & Chemicals (Rural)	50,833	64,732	-13,899	485,449	657,384	-171,935
	Paper & Wood Pulp	22,530	17,212	5,318	259,499	205,451	54,048
	Retail Group	135,464	135,776	-312	1,870,001	2,069,983	-199,983
	Dredging Sand	0	0	0	0	0	0
	Other	543,945	346,840	197,105	5,874,057	4,377,768	1,496,289
TOTAL	1,553,195	1,557,970	-4,774	20,191,616	19,210,413	981,204	
Export (Non-T'ship)	Coal	497,043	605,186	-108,143	6,255,989	6,821,726	-565,737
	Refined Oil	50,321	82,943	-32,621	823,031	675,430	147,601
	Agricultural Seeds	34,985	26,358	8,627	398,653	627,518	-228,865
	Cotton	3,710	33,120	-29,410	230,042	472,337	-242,296
	Meat Products	63,596	60,151	3,445	916,373	801,400	114,973
	Iron & Steel	49,902	38,284	11,618	717,581	682,697	34,884
	Paper & Wood Pulp	24,475	27,780	-3,305	264,248	271,911	-7,663
	Mineral Ores & Sands	18,246	32,459	-14,213	212,862	270,780	-57,918
	Other	199,671	255,529	-55,858	2,919,963	3,038,020	-118,058
	TOTAL	976,408	1,182,959	-206,551	13,240,186	13,859,534	-619,348
Total	Transhipped	34,026	16,286	17,740	427,877	322,387	105,491
	Import	1,572,190	1,567,359	4,830	20,388,299	19,356,474	1,031,825
	Export	991,440	1,189,856	-198,417	13,471,381	14,035,860	-564,479
	TOTAL TRADE	2,563,629	2,757,215	-193,586	33,859,679	33,392,333	467,346
Total Motor Vehicle Units	18,754	18,233	521	227,234	263,574	-36,340	

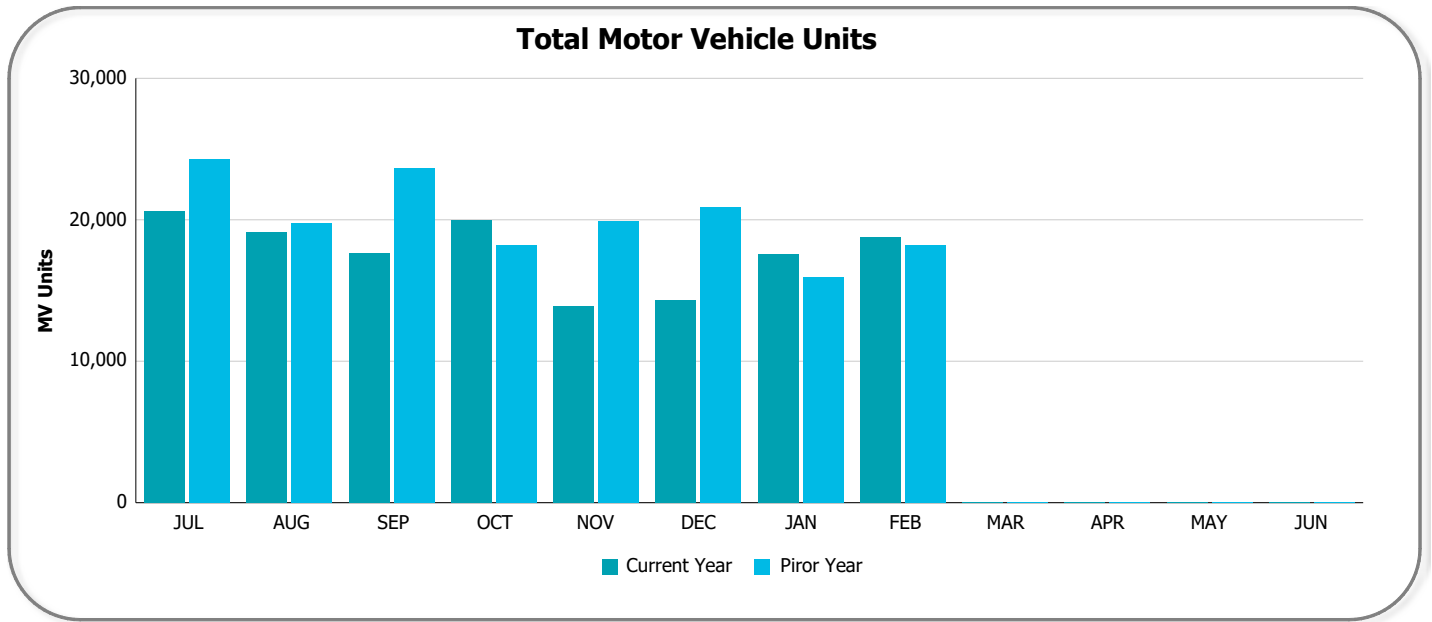
Total Trade in Tonnes

Feb 2020



Total Motor Vehicle Units

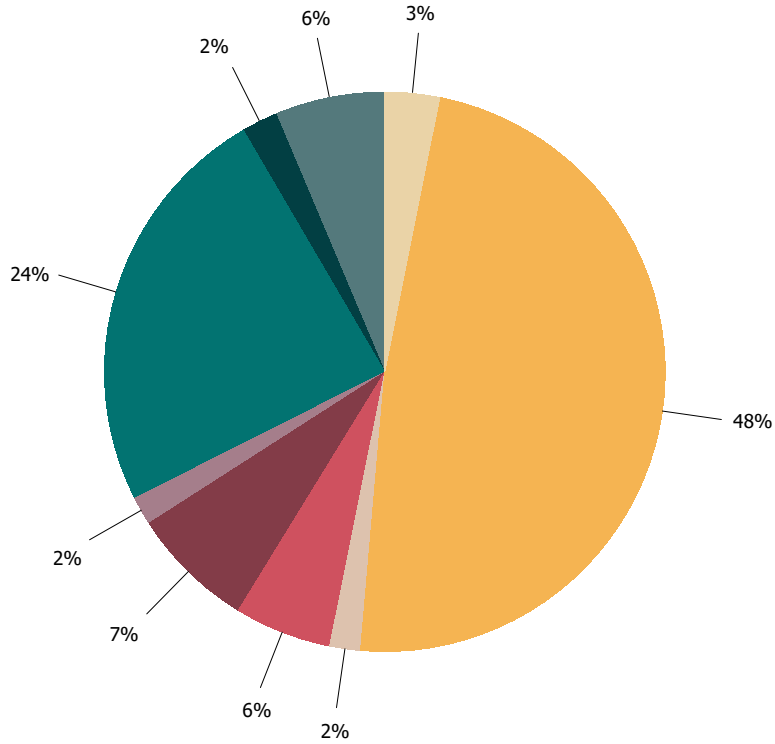
Feb 2020



Total Trade in Tonnes

Feb 2020

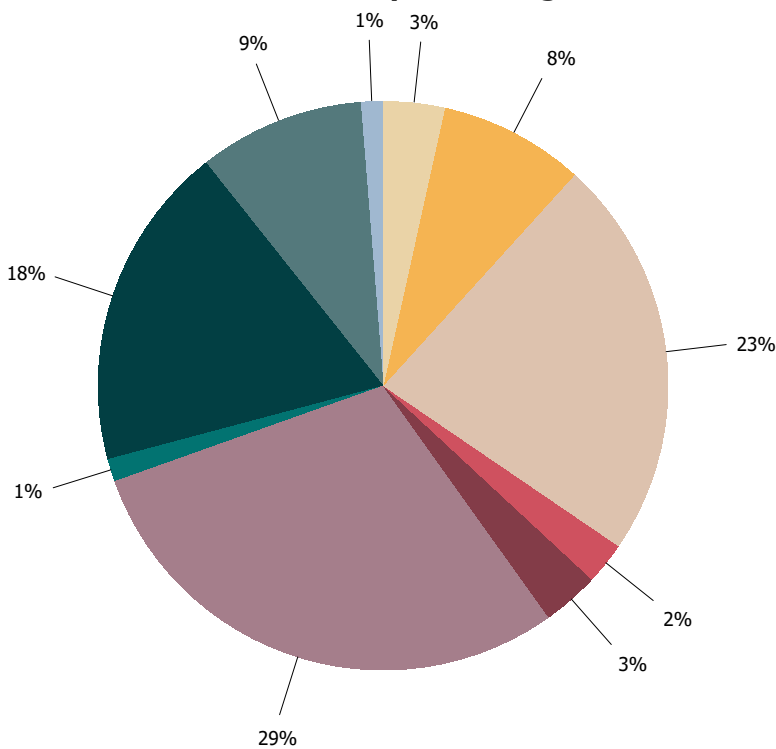
Export Rolling 12-months



Export Groups

- Agricultural Seeds
- Coal
- Cotton
- Iron & Steel
- Meat Products
- Mineral Ores & Sands
- Other
- Paper & Wood Pulp
- Refined Oil

Import Rolling 12-months



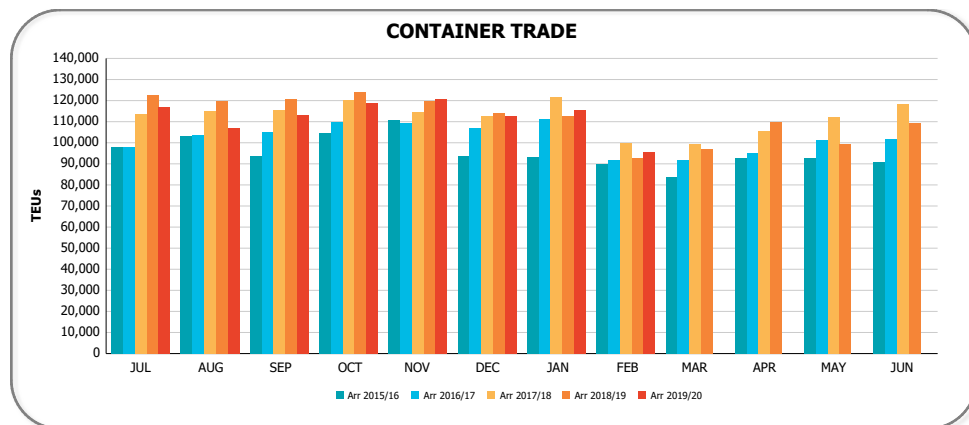
Import Groups

- Building Products
- Cement
- Crude Oil
- Fertiliser & Chemicals (Rural)
- Iron & Steel
- Other
- Paper & Wood Pulp
- Refined Oil
- Retail
- Timber

Container Trade in TEUs

Feb 2020

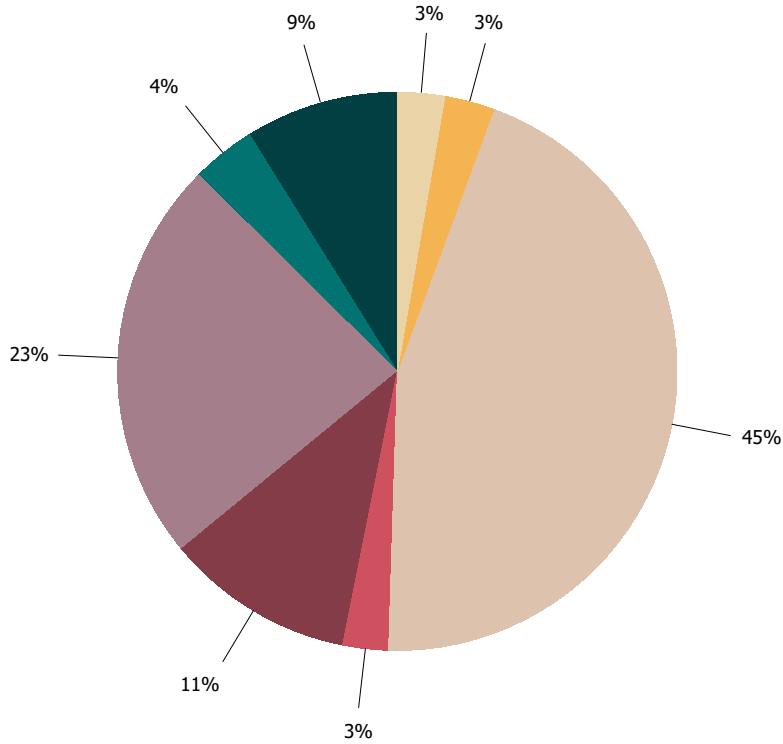
			Arr 2020/Feb	Arr 2019/Feb	Variance	Rolling 12 Months	PY Rolling 12 Months	Variance
Import (Non-T'ship)	Teus	Empty	2,723	3,207	-484	68,896	66,795	2,101
		Full	2,109	3,638	-1,529	37,461	62,829	-25,368
		F.A.K.	4,559	5,104	-545	72,318	74,612	-2,294
		Household Items	4,974	4,457	517	60,951	63,804	-2,853
		Building Products	3,861	3,532	329	52,581	55,089	-2,508
		Electrical Equipment	2,304	1,734	570	28,786	22,592	6,194
		Paper & Wood Pulp	2,820	3,126	-306	39,253	43,869	-4,616
		Iron & Steel	21,281	21,119	162	286,579	291,313	-4,734
		Import Other	41,908	42,710	-802	577,928	614,108	-36,180
		Total	44,631	45,916	-1,286	646,824	680,902	-34,078
	Export (Non-T'ship)	Teus	Empty	20,502	18,514	1,988	287,604	316,426
Full			4,831	4,563	268	69,899	60,389	9,510
		Meat Products	295	2,596	-2,301	18,513	37,738	-19,225
		Cotton	2,122	2,424	-302	23,696	24,187	-491
		Paper & Wood Pulp	5,886	3,349	2,537	56,881	36,994	19,887
		Timber	1,109	1,244	-135	16,954	34,210	-17,256
		F.A.K.	1,542	1,221	321	17,462	26,035	-8,573
		Agricultural Seeds	11,029	10,953	76	149,730	134,819	14,911
		Export Other	26,814	26,350	464	353,135	354,372	-1,237
		Total	47,316	44,864	2,452	640,739	670,799	-30,060
TOTAL		Teus	Transhipped	3,593	2,171	1,422	28,124	10,586
	Empty		23,225	21,720	1,504	356,500	383,221	-26,721
	Full		68,722	69,060	-338	931,063	968,480	-37,417
	Total		95,540	92,951	2,589	1,315,688	1,362,287	-46,600



Container Trade in TEUs

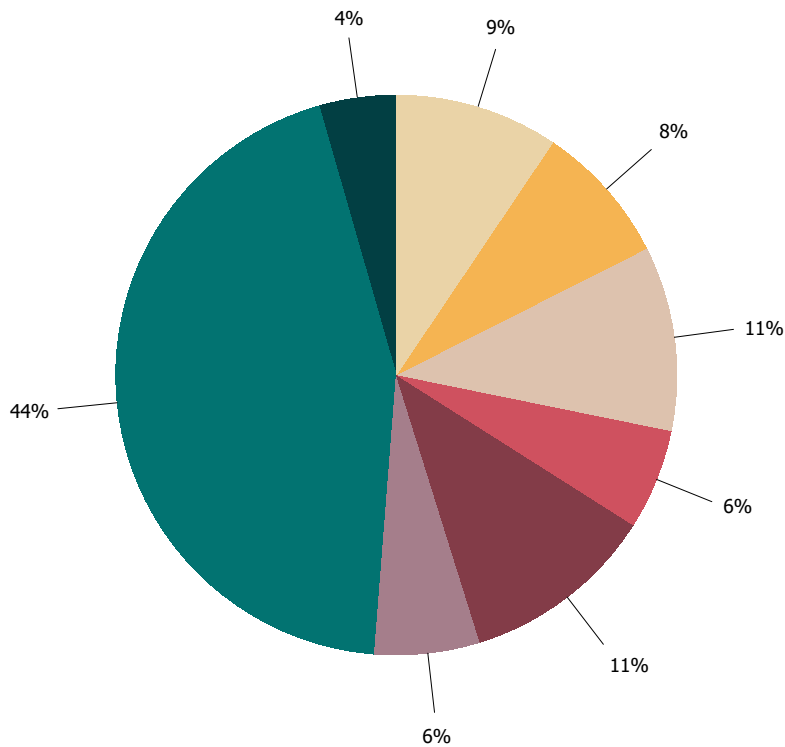
Feb 2020

Export Rolling 12-months



- Export Groups**
- Agricultural Seeds
 - Cotton
 - Empty
 - F.A.K.
 - Meat Products
 - Other
 - Paper & Wood Pulp
 - Timber

Import Rolling 12-months



- Import Groups**
- Building Products
 - Electrical Equipment
 - Empty
 - F.A.K.
 - Household Items
 - Iron & Steel
 - Other
 - Paper & Wood Pulp