

Monthly Trade Report

September 2019

Total Trade in Tonnes

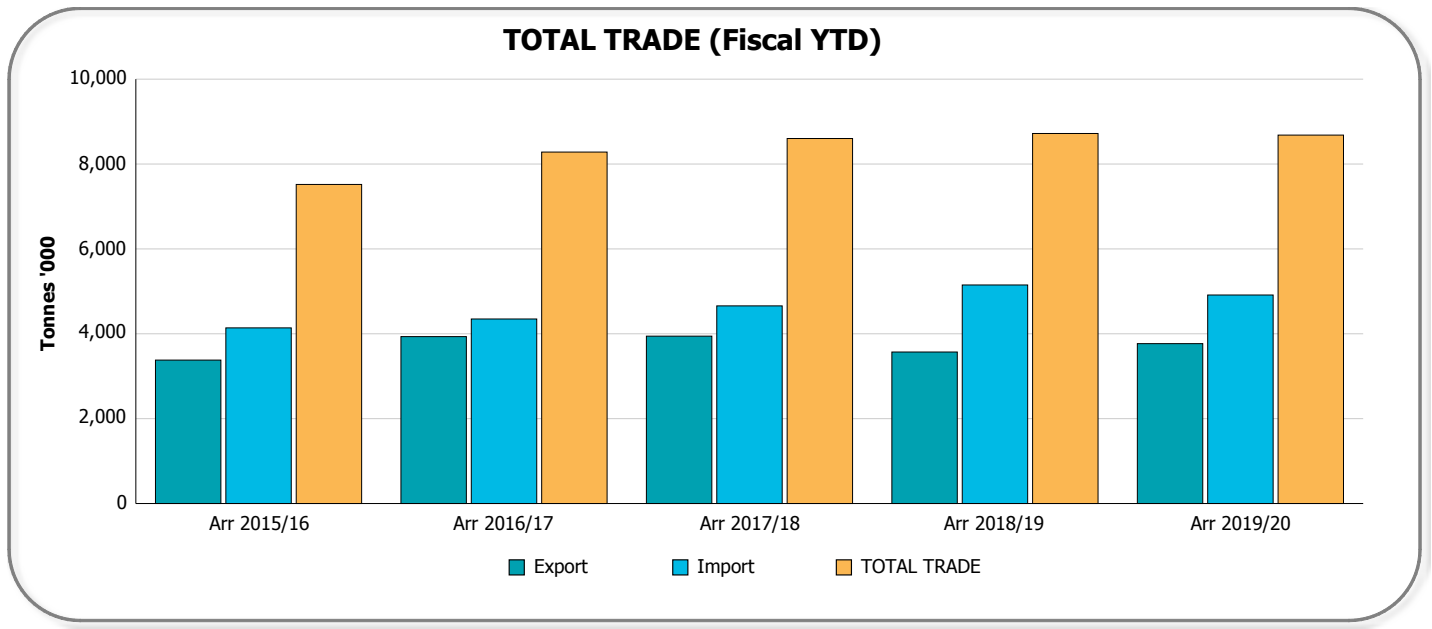
(Including containerised and non-containerised)

Sep 2019

		Arr 2019/Sep	Arr 2018/Sep	Variance	Rolling 12 Months	PY Rolling 12 Months	Variance
Import (Non-T'ship)	Crude Oil	311,957	454,350	-142,394	4,458,170	4,822,713	-364,543
	Refined Oil	271,163	272,269	-1,106	4,044,467	3,605,263	439,204
	Cement	182,353	177,203	5,151	1,655,413	1,781,735	-126,321
	Iron & Steel	51,019	55,355	-4,336	702,825	816,362	-113,537
	Building Products	60,022	70,808	-10,787	707,971	760,191	-52,220
	Timber	21,586	27,155	-5,569	268,664	337,682	-69,017
	Fertiliser & Chemicals (Rural)	42,453	40,061	2,391	579,813	648,799	-68,986
	Paper & Wood Pulp	24,072	21,940	2,132	231,873	202,523	29,350
	Retail Group	164,419	176,653	-12,233	1,950,808	2,108,378	-157,569
	Dredging Sand	0	0	0	0	0	0
	Other	362,371	432,887	-70,516	5,311,400	3,830,101	1,481,299
TOTAL	1,491,415	1,728,681	-237,266	19,911,405	18,913,747	997,658	
Export (Non-T'ship)	Coal	591,290	578,096	13,194	6,877,414	7,102,151	-224,737
	Refined Oil	35,096	31,769	3,327	803,332	572,553	230,779
	Agricultural Seeds	33,681	21,009	12,672	399,354	758,936	-359,582
	Cotton	20,944	26,701	-5,757	316,674	377,637	-60,963
	Meat Products	77,936	72,471	5,465	864,511	768,502	96,009
	Iron & Steel	83,850	70,841	13,009	757,809	650,300	107,509
	Paper & Wood Pulp	22,882	20,014	2,868	273,004	273,433	-429
	Mineral Ores & Sands	24,986	30,486	-5,501	214,838	252,787	-37,950
	Other	264,741	256,291	8,450	2,867,048	3,210,030	-342,982
	TOTAL	1,174,771	1,130,080	44,691	13,739,700	14,197,383	-457,683
Total	Transhipped	25,556	22,014	3,542	334,770	349,513	-14,743
	Import	1,510,390	1,744,890	-234,500	20,065,252	19,077,903	987,349
	Export	1,181,352	1,135,885	45,467	13,920,623	14,382,740	-462,117
	TOTAL TRADE	2,691,742	2,880,775	-189,033	33,985,875	33,460,643	525,232
Total Motor Vehicle Units	17,671	23,665	-5,994	235,986	280,147	-44,161	

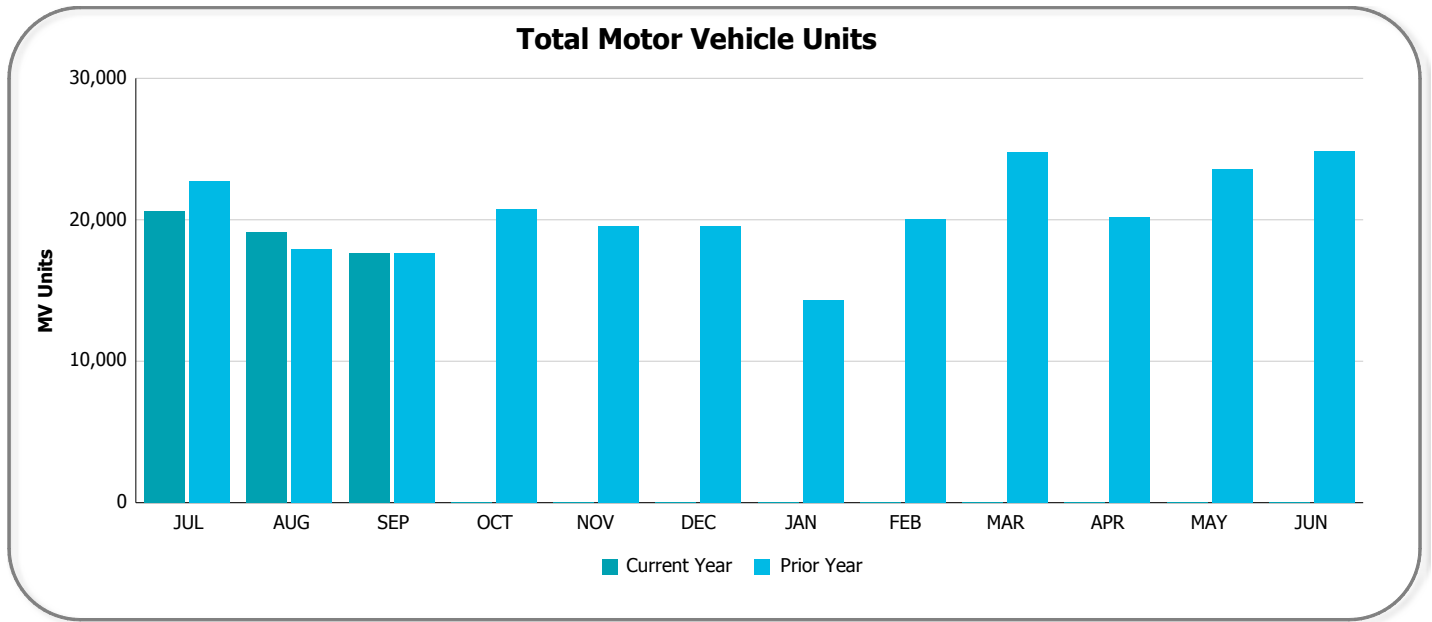
Total Trade in Tonnes

Sep 2019



Total Motor Vehicle Units

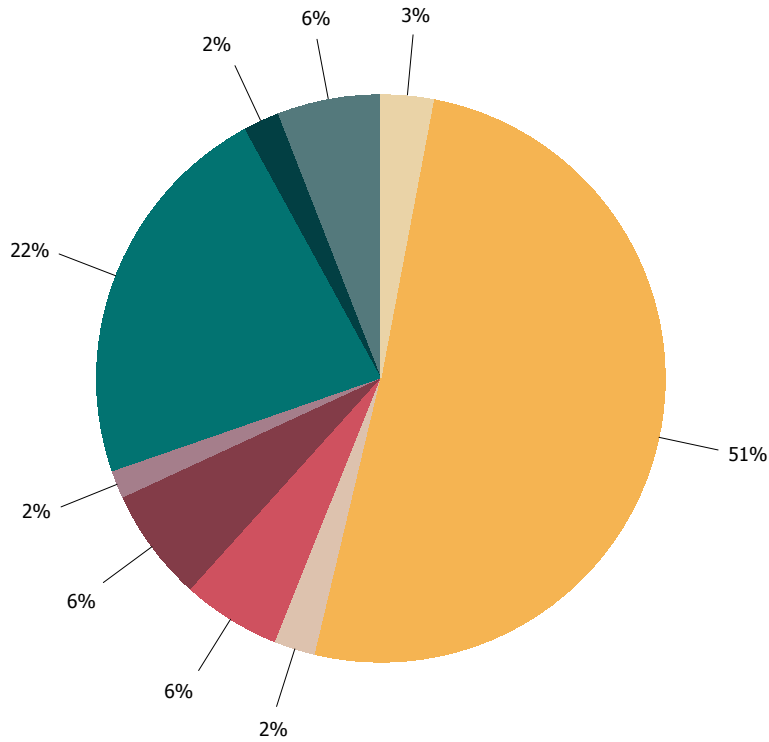
Sep 2019



Total Trade in Tonnes

Sep 2019

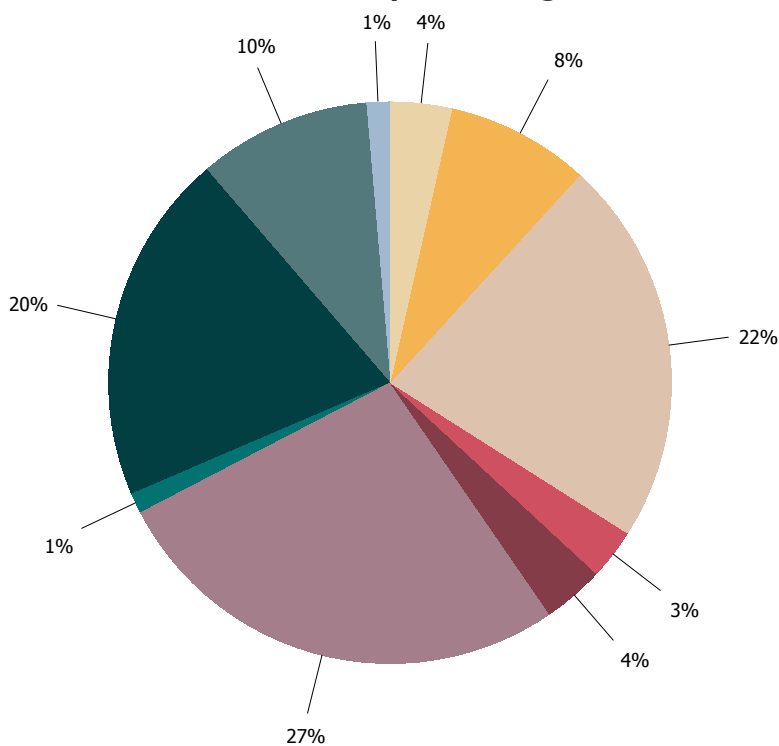
Export Rolling 12-months



Export Groups

- Agricultural Seeds
- Coal
- Cotton
- Iron & Steel
- Meat Products
- Mineral Ores & Sands
- Other
- Paper & Wood Pulp
- Refined Oil

Import Rolling 12-months



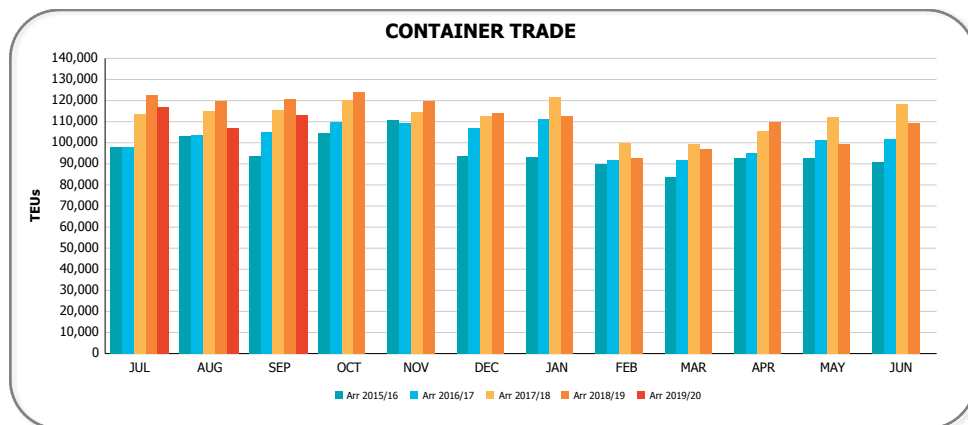
Import Groups

- Building Products
- Cement
- Crude Oil
- Fertiliser & Chemicals (Rural)
- Iron & Steel
- Other
- Paper & Wood Pulp
- Refined Oil
- Retail
- Timber

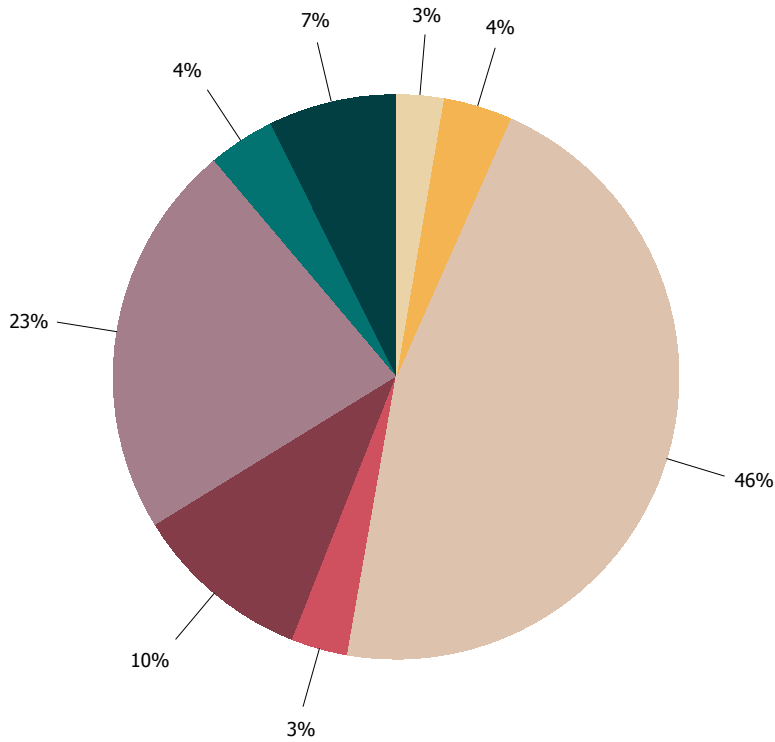
Container Trade in TEUs

Sep 2019

			Arr 2019/Sep	Arr 2018/Sep	Variance	Rolling 12 Months	PY Rolling 12 Months	Variance	
Import (Non-T'ship)	Teus	Empty	8,254	6,135	2,119	66,824	65,259	1,564	
		Full	F.A.K.	3,536	4,731	-1,195	49,700	68,281	-18,580
			Household Items	7,274	7,640	-366	71,669	74,012	-2,343
			Building Products	5,323	6,069	-746	60,647	63,463	-2,816
			Electrical Equipment	3,856	4,734	-878	51,966	56,810	-4,844
			Paper & Wood Pulp	2,621	2,646	-25	25,807	21,883	3,924
			Iron & Steel	3,170	3,662	-491	39,556	45,178	-5,621
			Import Other	24,623	25,298	-675	287,868	293,312	-5,445
			Total	50,403	54,780	-4,377	587,212	622,939	-35,726
		Total	58,657	60,915	-2,258	654,036	688,198	-34,162	
Export (Non-T'ship)	Teus	Empty	21,759	32,982	-11,223	296,703	322,352	-25,649	
		Full	Meat Products	5,945	5,436	509	65,840	57,478	8,362
			Cotton	1,710	2,168	-458	25,385	30,274	-4,889
			Paper & Wood Pulp	2,056	1,800	256	24,398	24,342	56
			Timber	5,095	2,873	2,222	47,392	37,317	10,075
			F.A.K.	989	2,200	-1,211	20,743	36,452	-15,709
			Agricultural Seeds	1,515	975	540	17,288	31,189	-13,901
			Export Other	13,446	10,791	2,655	145,543	131,793	13,750
			Total	30,756	26,243	4,513	346,589	348,845	-2,256
		Total	52,515	59,225	-6,710	643,292	671,197	-27,905	
TOTAL	Teus	Transhipped	1,740	428	1,312	18,773	8,452	10,321	
		Empty	30,013	39,117	-9,104	363,526	387,611	-24,085	
		Full	81,159	81,023	136	933,802	971,784	-37,982	
		Total	112,912	120,567	-7,655	1,316,101	1,367,847	-51,746	

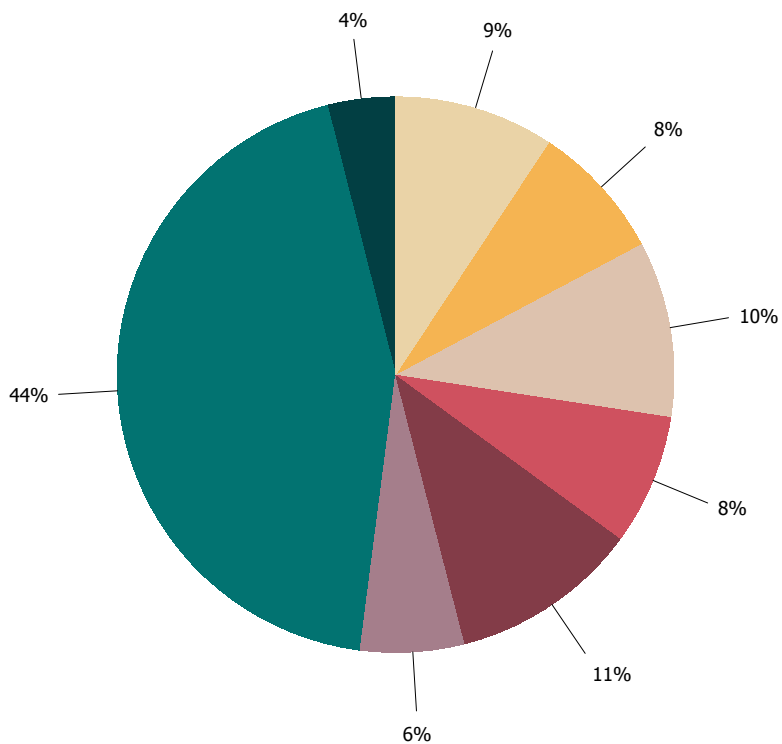


Export Rolling 12-months



- Export Groups**
- Agricultural Seeds
 - Cotton
 - Empty
 - F.A.K.
 - Meat Products
 - Other
 - Paper & Wood Pulp
 - Timber

Import Rolling 12-months



- Import Groups**
- Building Products
 - Electrical Equipment
 - Empty
 - F.A.K.
 - Household Items
 - Iron & Steel
 - Other
 - Paper & Wood Pulp