

Monthly Trade Report

June 2019

Total Trade in Tonnes

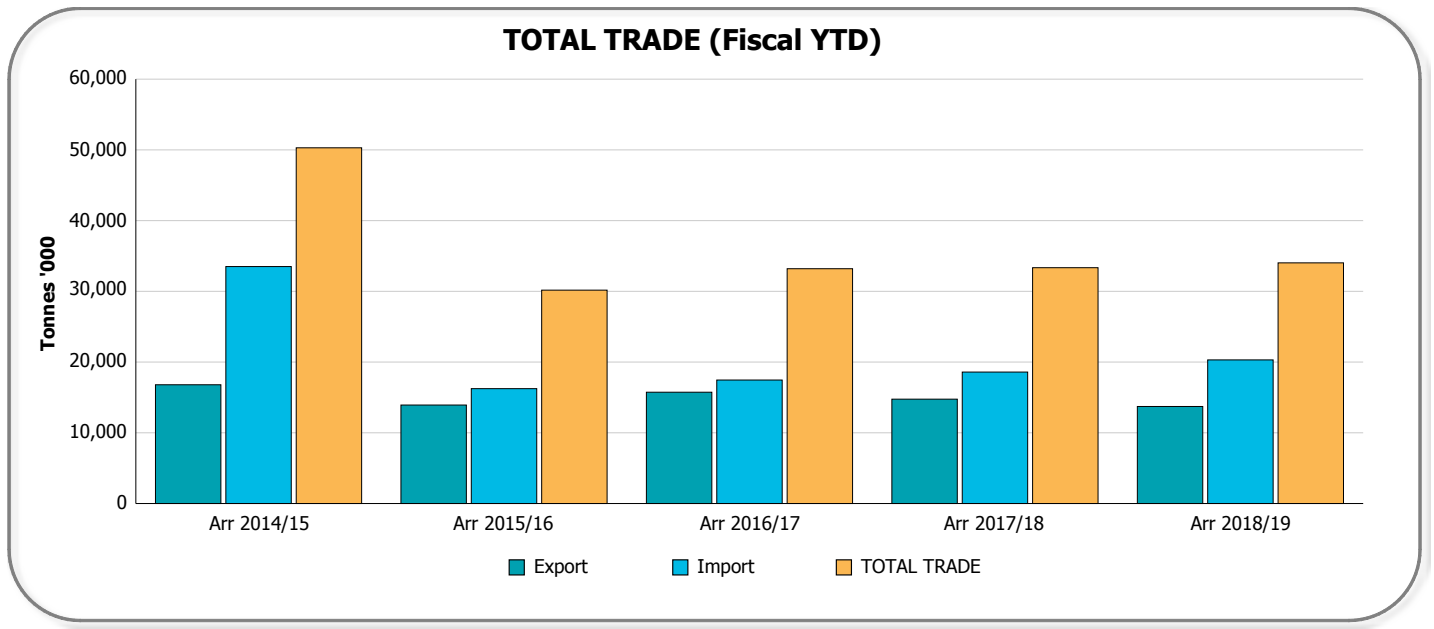
(Including containerised and non-containerised)

Jun 2019

		Arr 2019/Jun	Arr 2018/Jun	Variance	Rolling 12 Months	PY Rolling 12 Months	Variance
Import (Non-T'ship)	Crude Oil	590,491	364,012	226,479	4,740,500	4,861,706	-121,207
	Refined Oil	315,730	344,741	-29,011	3,933,426	3,521,463	411,963
	Cement	145,636	152,909	-7,273	1,720,129	1,832,668	-112,539
	Iron & Steel	47,417	65,840	-18,423	739,041	842,590	-103,548
	Building Products	53,631	59,511	-5,880	726,897	738,229	-11,332
	Timber	21,239	28,646	-7,407	289,448	334,662	-45,214
	Fertiliser & Chemicals (Rural)	35,385	30,709	4,675	589,868	686,152	-96,284
	Paper & Wood Pulp	20,918	14,752	6,166	221,526	201,592	19,934
	Retail Group	151,439	172,641	-21,202	2,001,398	2,111,752	-110,354
	Dredging Sand	0	0	0	0	22	-22
	Other	451,673	273,295	178,378	5,201,804	3,288,920	1,912,884
TOTAL	1,833,559	1,507,056	326,503	20,164,036	18,419,757	1,744,280	
Export (Non-T'ship)	Coal	457,074	1,014,029	-556,955	6,590,219	7,229,217	-638,997
	Refined Oil	77,372	80,482	-3,110	800,499	609,108	191,390
	Agricultural Seeds	41,574	77,793	-36,219	434,000	946,224	-512,224
	Cotton	39,549	87,536	-47,987	415,299	444,361	-29,062
	Meat Products	78,884	67,930	10,953	842,623	758,578	84,045
	Iron & Steel	86,843	38,839	48,004	787,479	598,404	189,075
	Paper & Wood Pulp	27,485	21,717	5,768	271,904	275,743	-3,839
	Mineral Ores & Sands	31,666	31,546	120	206,777	277,552	-70,775
	Other	273,549	305,873	-32,325	2,917,186	3,236,754	-319,567
	TOTAL	1,125,892	1,753,988	-628,096	13,552,675	14,550,630	-997,955
Total	Transhipped	23,969	26,006	-2,037	313,332	371,883	-58,551
	Import	1,850,487	1,524,793	325,693	20,307,288	18,585,191	1,722,097
	Export	1,132,933	1,762,256	-629,323	13,722,756	14,757,078	-1,034,323
	TOTAL TRADE	2,983,420	3,287,050	-303,630	34,030,044	33,342,269	687,774
Total Motor Vehicle Units	20,349	26,368	-6,019	245,857	280,827	-34,970	

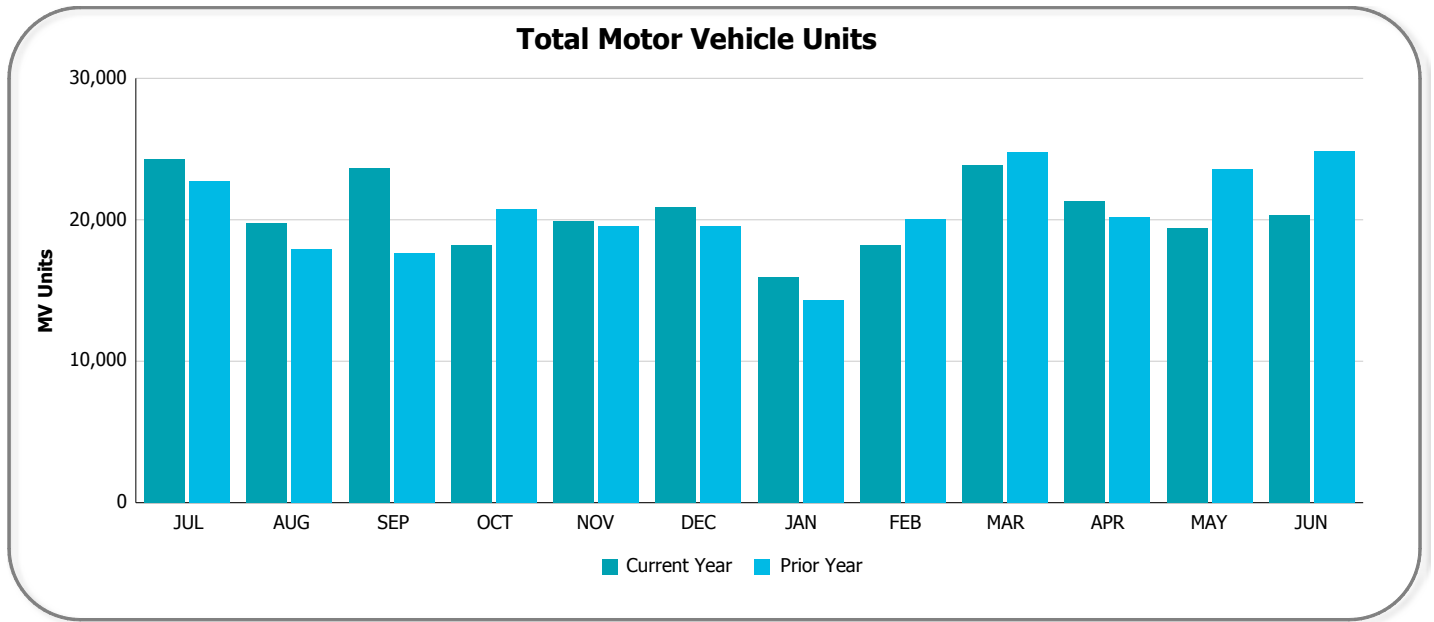
Total Trade in Tonnes

Jun 2019



Total Motor Vehicle Units

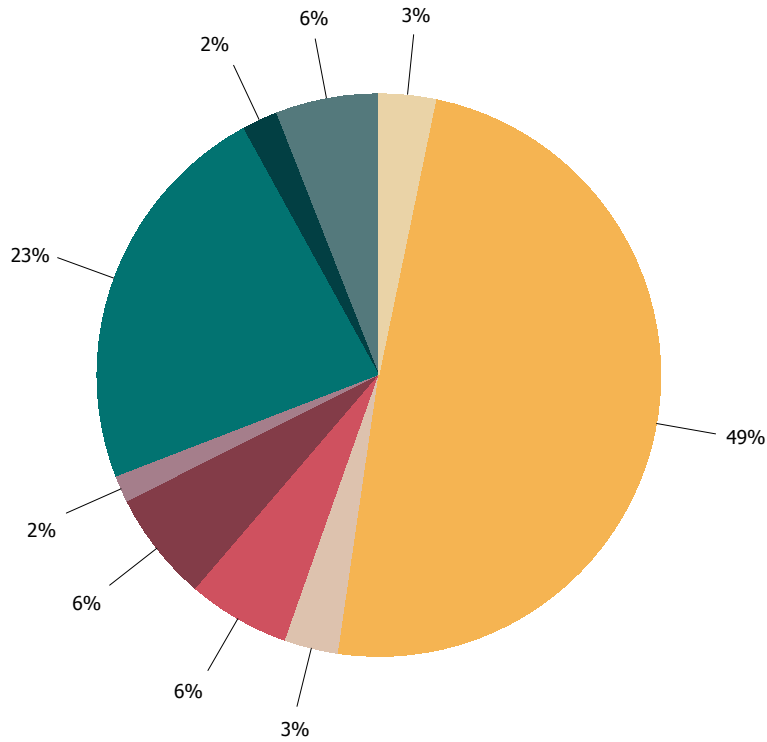
Jun 2019



Total Trade in Tonnes

Jun 2019

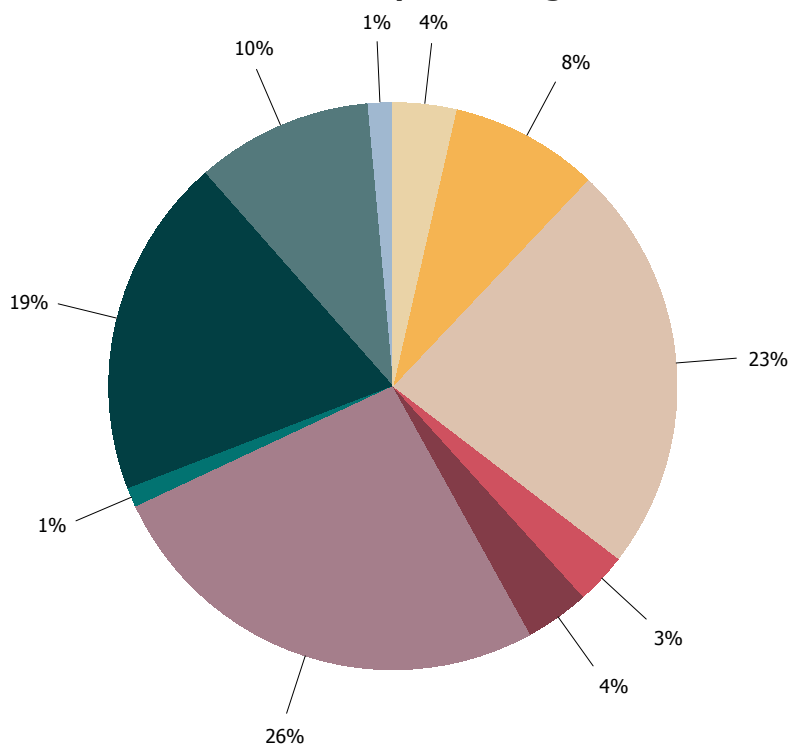
Export Rolling 12-months



Export Groups

- Agricultural Seeds
- Coal
- Cotton
- Iron & Steel
- Meat Products
- Mineral Ores & Sands
- Other
- Paper & Wood Pulp
- Refined Oil

Import Rolling 12-months



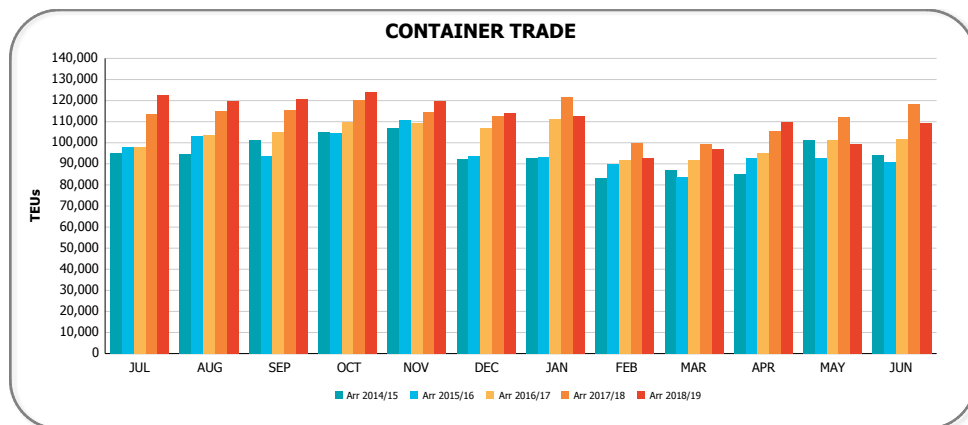
Import Groups

- Building Products
- Cement
- Crude Oil
- Fertiliser & Chemicals (Rural)
- Iron & Steel
- Other
- Paper & Wood Pulp
- Refined Oil
- Retail
- Timber

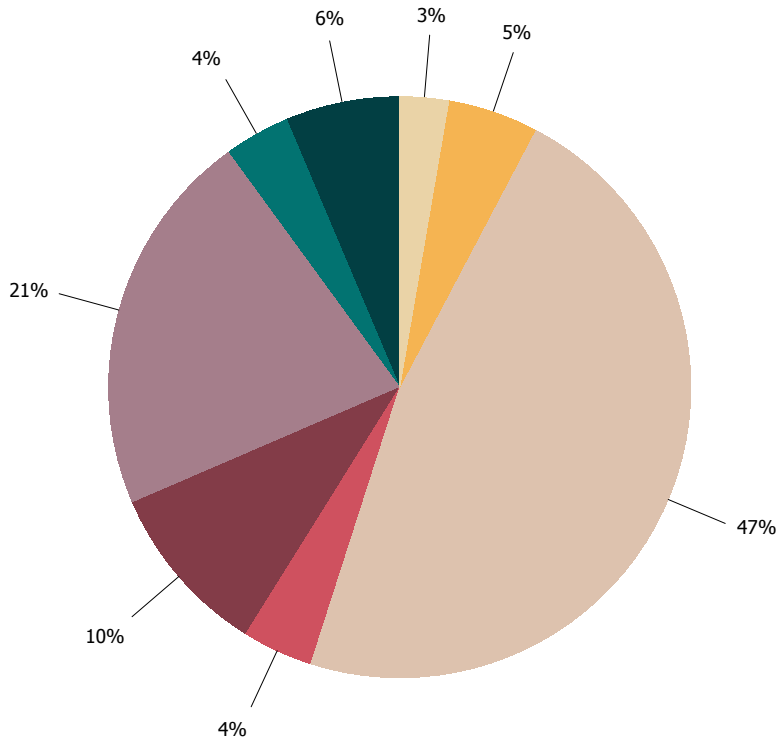
Container Trade in TEUs

Jun 2019

			Arr 2019/Jun	Arr 2018/Jun	Variance	Rolling 12 Months	PY Rolling 12 Months	Variance	
Import (Non-T'ship)	Teus	Empty	7,291	7,300	-9	65,571	64,616	954	
		Full	F.A.K.	2,905	5,212	-2,307	54,304	70,594	-16,291
			Household Items	5,319	5,811	-492	72,718	73,022	-304
			Building Products	4,687	4,875	-188	61,842	61,362	480
			Electrical Equipment	4,130	4,200	-70	54,858	54,280	578
			Paper & Wood Pulp	2,217	1,670	547	24,670	21,518	3,152
			Iron & Steel	3,110	3,823	-713	41,031	45,202	-4,171
			Import Other	22,567	24,269	-1,702	291,502	289,717	1,785
			Total	44,936	49,860	-4,925	600,925	615,695	-14,770
		Total	52,226	57,160	-4,934	666,496	680,312	-13,816	
Export (Non-T'ship)	Teus	Empty	21,785	22,546	-761	312,483	301,499	10,984	
		Full	Meat Products	5,987	5,074	913	63,762	56,443	7,319
			Cotton	3,196	7,015	-3,819	33,202	35,784	-2,582
			Paper & Wood Pulp	2,454	1,963	491	24,264	24,475	-211
			Timber	5,341	3,232	2,109	42,092	35,561	6,531
			F.A.K.	2,026	5,113	-3,087	26,015	35,583	-9,568
			Agricultural Seeds	1,452	3,509	-2,057	17,869	38,925	-21,056
			Export Other	13,199	11,761	1,438	141,949	131,653	10,296
			Total	33,655	37,667	-4,012	349,153	358,424	-9,271
		Total	55,440	60,213	-4,773	661,636	659,923	1,713	
TOTAL	Teus	Transhipped	1,643	796	847	13,943	9,236	4,707	
		Empty	29,076	29,846	-770	378,054	366,115	11,938	
		Full	78,590	87,527	-8,937	950,079	974,119	-24,041	
		Total	109,310	118,169	-8,860	1,342,075	1,349,471	-7,396	

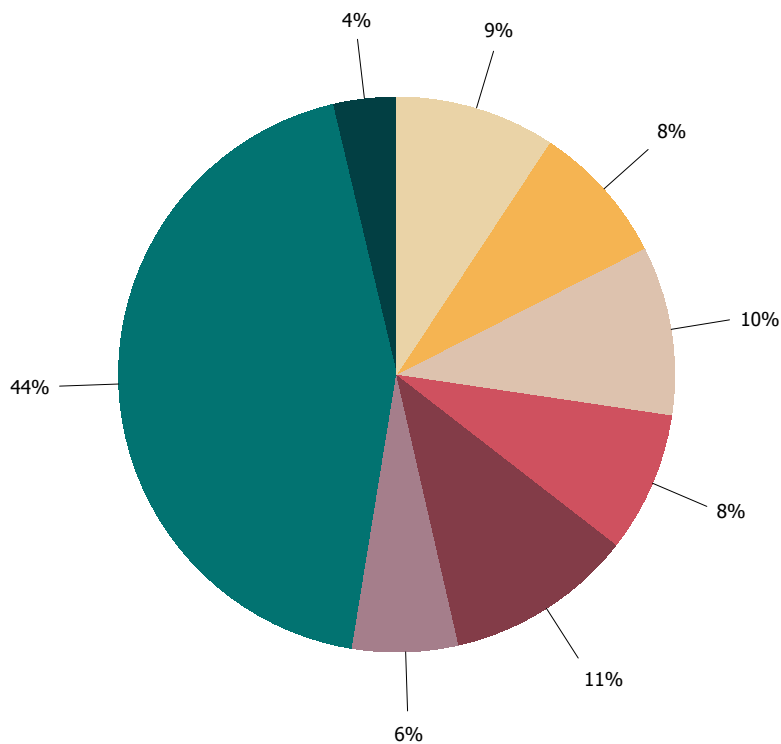


Export Rolling 12-months



- Export Groups**
- Agricultural Seeds
 - Cotton
 - Empty
 - F.A.K.
 - Meat Products
 - Other
 - Paper & Wood Pulp
 - Timber

Import Rolling 12-months



- Import Groups**
- Building Products
 - Electrical Equipment
 - Empty
 - F.A.K.
 - Household Items
 - Iron & Steel
 - Other
 - Paper & Wood Pulp