

Monthly Trade Report

December 2017

Total Trade in Tonnes

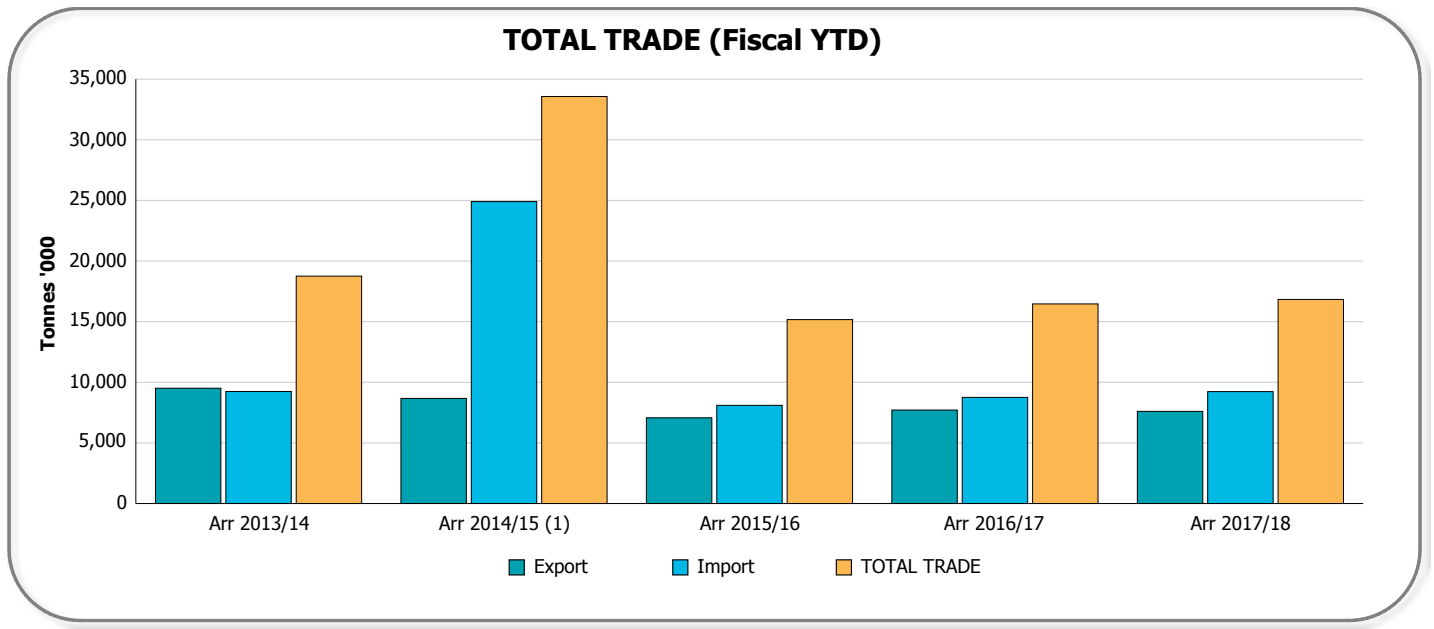
(Including containerised and non-containerised)

Dec 2017

		Arr 2017/Dec	Arr 2016/Dec	Variance	Rolling 12 Months	PY Rolling 12 Months	Variance
Import (Non-T'ship)	Crude Oil (1)	441,374	424,601	16,773	4,861,639	4,891,949	-30,310
	Refined Oil	285,866	263,191	22,675	3,553,000	3,283,108	269,892
	Cement	186,071	115,367	70,704	1,749,944	1,674,833	75,111
	Iron & Steel	59,014	53,071	5,943	766,628	664,990	101,638
	Building Products	51,182	55,998	-4,816	703,440	677,647	25,793
	Timber	25,686	21,545	4,142	309,643	308,046	1,597
	Fertiliser & Chemicals (Rural)	62,409	42,852	19,556	724,615	681,234	43,381
	Paper & Wood Pulp	10,771	16,380	-5,609	205,817	240,152	-34,335
	Retail Group	201,384	151,051	50,333	2,001,549	1,721,340	280,209
	Dredging Sand (2)	0	0	0	22	0	22
	Other	191,488	189,122	2,366	2,837,824	2,663,503	174,320
TOTAL	1,515,245	1,333,180	182,066	17,714,121	16,806,803	907,318	
Export (Non-T'ship)	Coal	568,893	782,437	-213,544	7,152,660	6,847,742	304,918
	Refined Oil (1)	31,134	52,464	-21,330	815,393	744,521	70,872
	Agricultural Seeds	36,247	246,435	-210,188	1,738,883	1,820,461	-81,578
	Cotton	6,394	8,378	-1,984	430,107	345,906	84,202
	Meat Products	64,240	66,067	-1,827	740,018	749,625	-9,607
	Iron & Steel	58,571	64,048	-5,477	660,417	602,537	57,879
	Paper & Wood Pulp	25,659	21,601	4,058	294,118	283,332	10,786
	Mineral Ores & Sands	6,620	2,256	4,364	344,041	226,445	117,596
	Other	255,838	257,294	-1,455	3,199,507	2,933,987	265,520
	TOTAL	1,072,908	1,533,908	-461,001	15,337,169	14,460,295	876,874
Total	Transhipped	14,248	9,074	5,173	517,772	196,612	321,160
	Import	1,523,700	1,337,675	186,025	17,939,201	16,899,218	1,039,983
	Export	1,078,700	1,538,487	-459,787	15,629,862	14,564,493	1,065,369
	TOTAL TRADE	2,602,401	2,876,162	-273,761	33,569,062	31,463,711	2,105,351
Total Motor Vehicle Units	23,629	19,570	4,059	264,496	238,366	26,130	

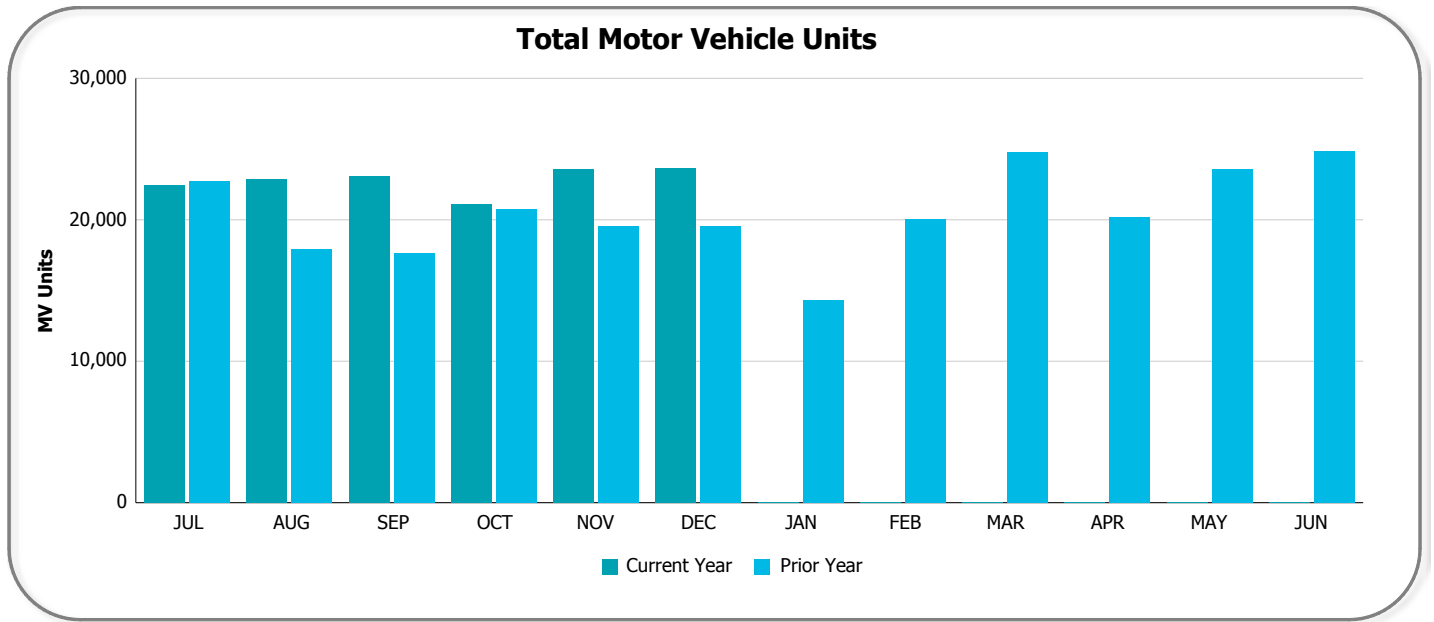
Total Trade in Tonnes

Dec 2017



Total Motor Vehicle Units

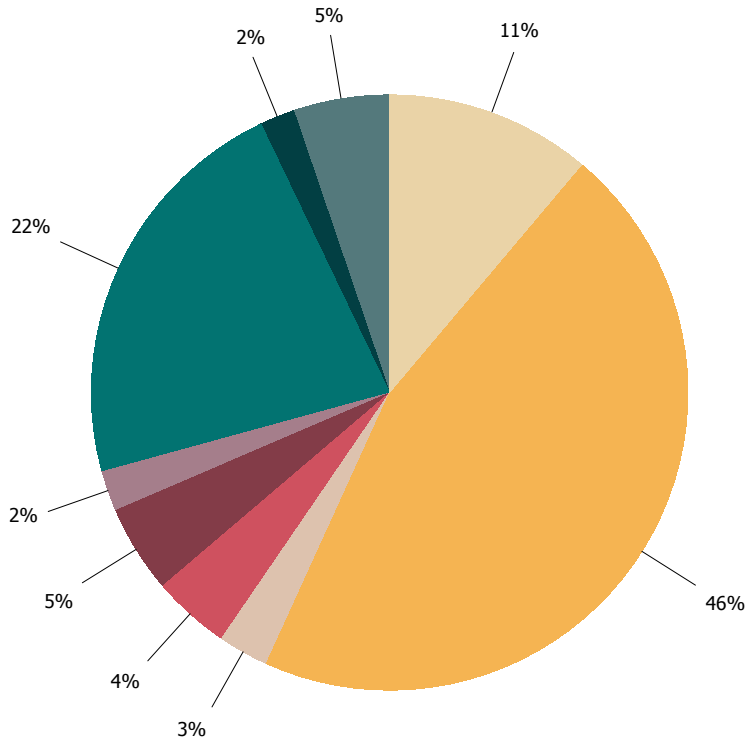
Dec 2017



Total Trade in Tonnes

Dec 2017

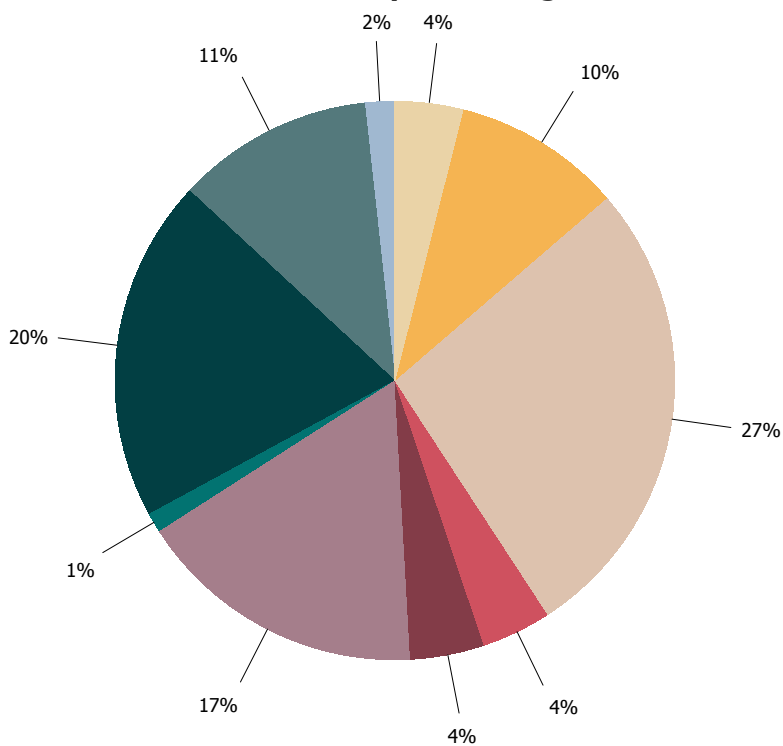
Export Rolling 12-months



Export Groups

- Agricultural Seeds
- Coal
- Cotton
- Iron & Steel
- Meat Products
- Mineral Ores & Sands
- Other
- Paper & Wood Pulp
- Refined Oil

Import Rolling 12-months



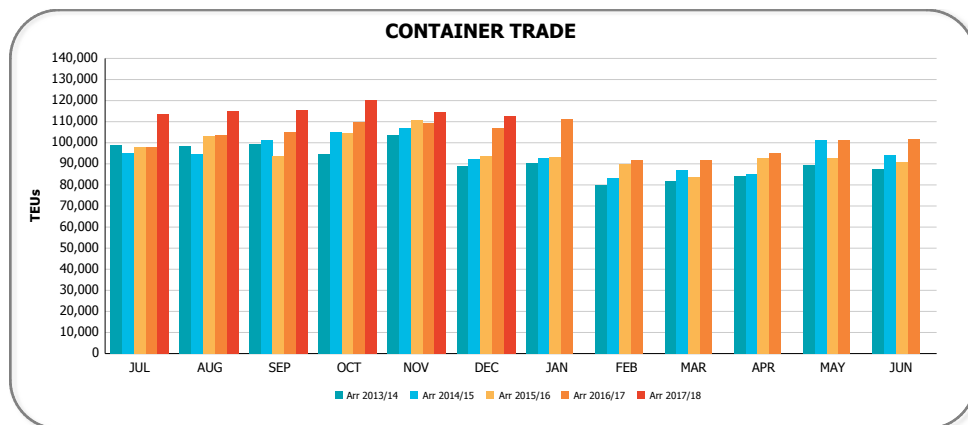
Import Groups

- Building Products
- Cement
- Crude Oil
- Fertiliser & Chemicals (Rural)
- Iron & Steel
- Other
- Paper & Wood Pulp
- Refined Oil
- Retail
- Timber

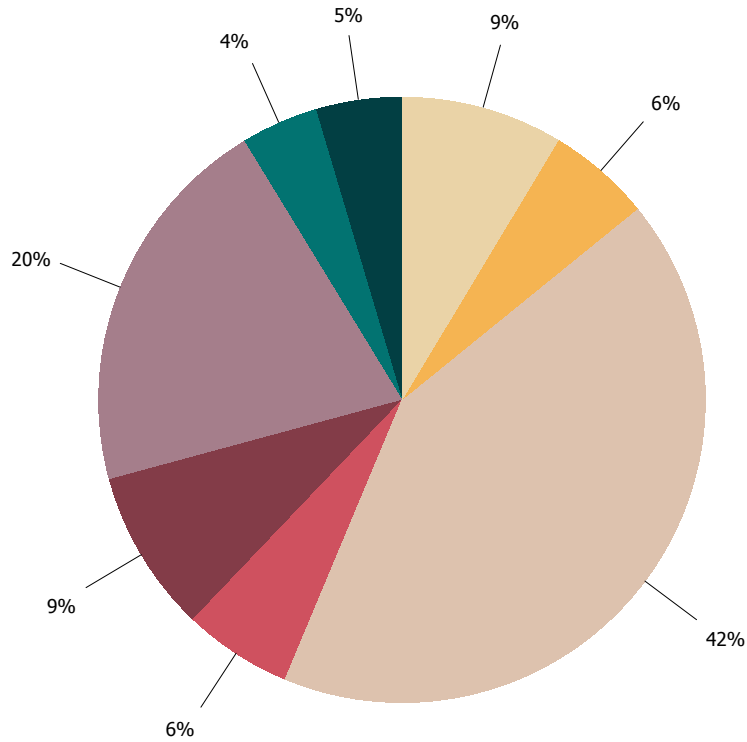
Container Trade in TEUs

Dec 2017

			Arr 2017/Dec	Arr 2016/Dec	Variance	Rolling 12 Months	PY Rolling 12 Months	Variance	
Import (Non-T'ship)	Teus	Empty	2,898	6,576	-3,678	65,730	70,666	-4,936	
		Full	F.A.K.	9,000	4,356	4,644	66,236	48,433	17,803
			Household Items	5,825	6,049	-224	70,625	67,046	3,579
			Building Products	4,608	4,905	-297	57,037	53,762	3,275
			Electrical Equipment	4,751	3,432	1,319	47,566	38,966	8,600
			Paper & Wood Pulp	1,295	1,720	-425	21,743	24,250	-2,507
			Iron & Steel	2,910	3,260	-350	41,655	37,192	4,463
			Import Other	22,887	20,877	2,010	275,024	253,582	21,443
			Total	51,276	44,599	6,677	579,886	523,231	56,655
		Total	54,174	51,175	2,999	645,616	593,897	51,719	
Export (Non-T'ship)	Teus	Empty	32,241	26,222	6,019	264,950	249,457	15,493	
		Full	Meat Products	4,760	4,924	-164	54,534	55,142	-608
			Cotton	514	680	-166	34,736	27,883	6,853
			Paper & Wood Pulp	2,232	1,842	390	25,866	24,902	964
			Timber	3,008	1,608	1,400	28,934	13,835	15,099
			F.A.K.	3,453	3,966	-513	36,449	30,018	6,431
			Agricultural Seeds	1,659	5,440	-3,781	54,160	48,724	5,436
			Export Other	9,703	10,210	-507	128,800	121,004	7,796
			Total	25,329	28,670	-3,341	363,479	321,508	41,971
		Total	57,570	54,892	2,678	628,429	570,965	57,464	
TOTAL	Teus	Transhipped	726	680	46	10,759	10,406	353	
		Empty	35,139	32,798	2,341	330,680	320,123	10,557	
		Full	76,605	73,269	3,336	943,365	844,739	98,626	
		Total	112,470	106,747	5,723	1,284,804	1,175,268	109,536	

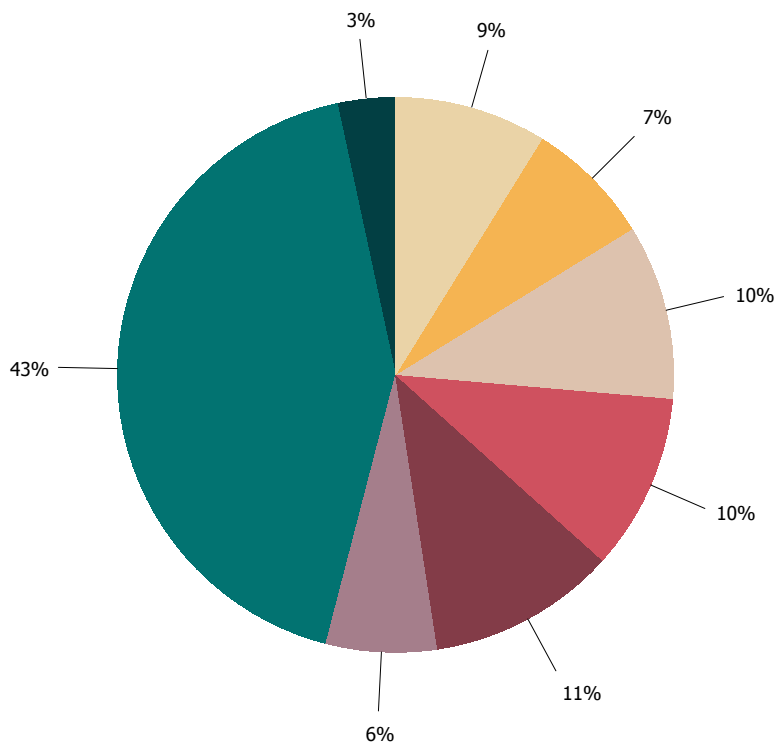


Export Rolling 12-months



- Export Groups**
- Agricultural Seeds
 - Cotton
 - Empty
 - F.A.K.
 - Meat Products
 - Other
 - Paper & Wood Pulp
 - Timber

Import Rolling 12-months



- Import Groups**
- Building Products
 - Electrical Equipment
 - Empty
 - F.A.K.
 - Household Items
 - Iron & Steel
 - Other
 - Paper & Wood Pulp