

Monthly Trade Report

June 2018

Total Trade in Tonnes

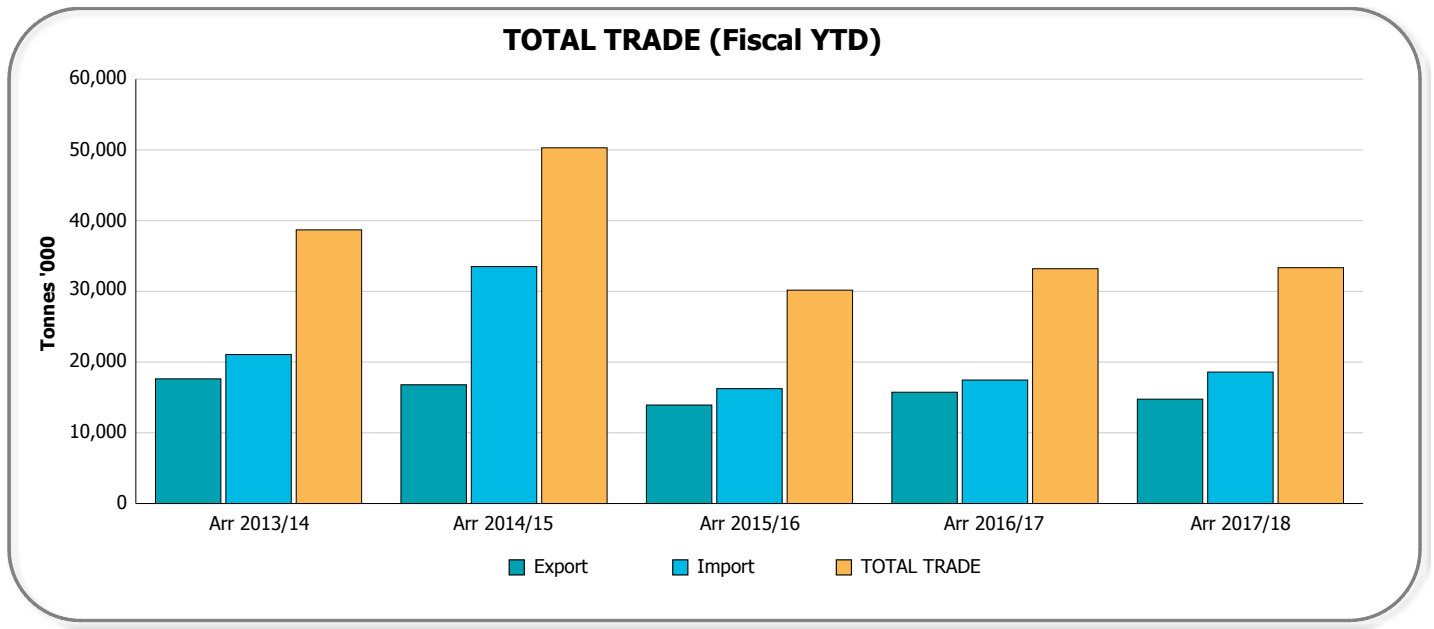
(Including containerised and non-containerised)

Jun 2018

		Arr 2018/Jun	Arr 2017/Jun	Variance	Rolling 12 Months	PY Rolling 12 Months	Variance
Import (Non-T'ship)	Crude Oil	364,012	390,225	-26,213	4,861,706	4,968,325	-106,619
	Refined Oil	344,741	289,345	55,395	3,521,463	3,398,246	123,217
	Cement	152,909	169,206	-16,297	1,832,668	1,637,470	195,198
	Iron & Steel	65,840	63,640	2,200	842,590	715,123	127,467
	Building Products	59,511	54,173	5,338	738,229	698,784	39,445
	Timber	28,646	25,051	3,596	334,662	304,590	30,072
	Fertiliser & Chemicals (Rural)	30,709	72,070	-41,361	686,152	749,760	-63,608
	Paper & Wood Pulp	14,752	15,904	-1,152	201,592	209,988	-8,396
	Retail Group	172,641	166,691	5,950	2,111,752	1,852,941	258,812
	Dredging Sand	0	0	0	22	0	22
	Other	273,295	221,433	51,863	3,288,920	2,733,618	555,302
TOTAL	1,507,056	1,467,737	39,319	18,419,757	17,268,846	1,150,911	
Export (Non-T'ship)	Coal	1,014,029	439,927	574,102	7,229,217	6,931,255	297,961
	Refined Oil	80,482	84,937	-4,455	609,108	892,195	-283,086
	Agricultural Seeds	77,793	132,790	-54,997	946,224	2,258,018	-1,311,794
	Cotton	87,536	71,815	15,721	444,361	371,657	72,704
	Meat Products	67,930	69,195	-1,265	758,578	722,136	36,441
	Iron & Steel	38,839	74,290	-35,451	598,404	661,624	-63,219
	Paper & Wood Pulp	21,717	23,980	-2,263	275,743	298,966	-23,223
	Mineral Ores & Sands	31,546	3,765	27,781	277,552	330,374	-52,822
	Other	305,873	253,735	52,138	3,236,754	3,147,177	89,577
	TOTAL	1,753,988	1,157,993	595,995	14,550,630	15,495,027	-944,397
Total	Transhipped	26,006	32,005	-5,999	371,883	436,708	-64,825
	Import	1,524,793	1,489,521	35,273	18,585,191	17,463,731	1,121,460
	Export	1,762,256	1,168,215	594,041	14,757,078	15,736,850	-979,771
	TOTAL TRADE	3,287,050	2,657,735	629,314	33,342,269	33,200,581	141,689
Total Motor Vehicle Units	26,368	24,864	1,504	280,827	245,938	34,889	

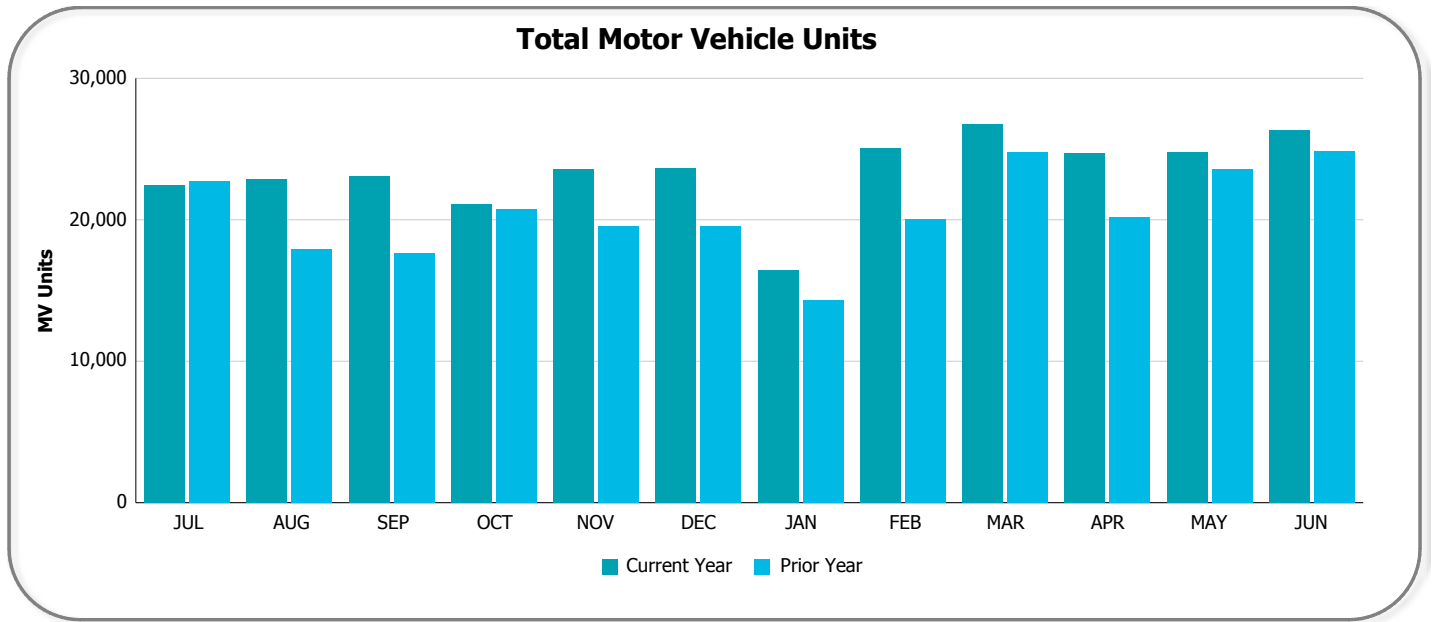
Total Trade in Tonnes

Jun 2018



Total Motor Vehicle Units

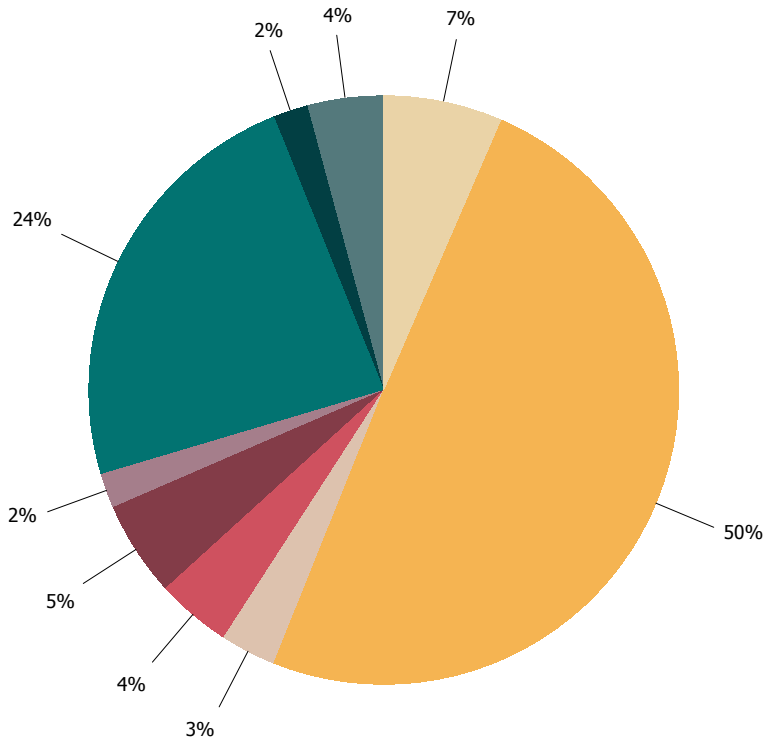
Jun 2018



Total Trade in Tonnes

Jun 2018

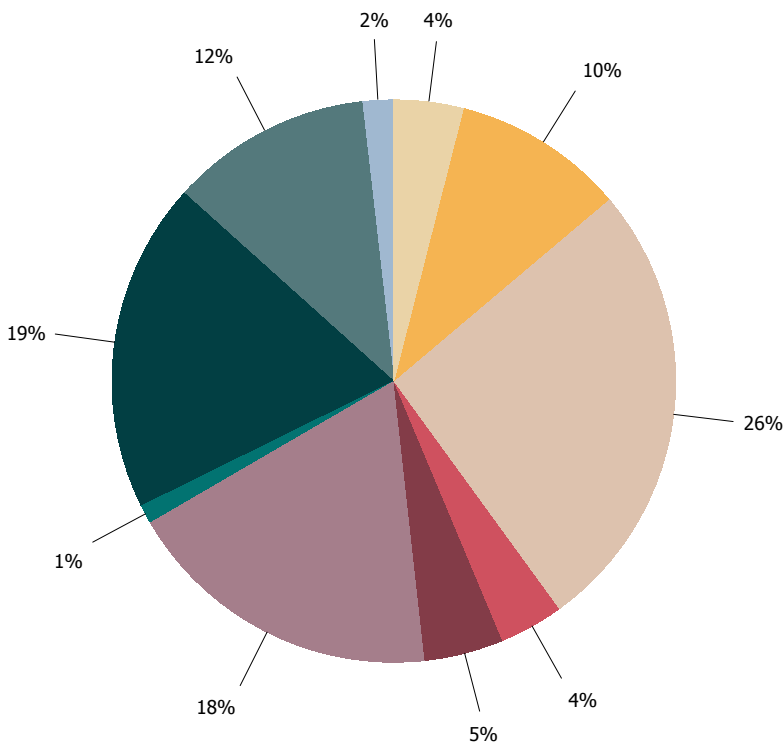
Export Rolling 12-months



Export Groups

- Agricultural Seeds
- Coal
- Cotton
- Iron & Steel
- Meat Products
- Mineral Ores & Sands
- Other
- Paper & Wood Pulp
- Refined Oil

Import Rolling 12-months



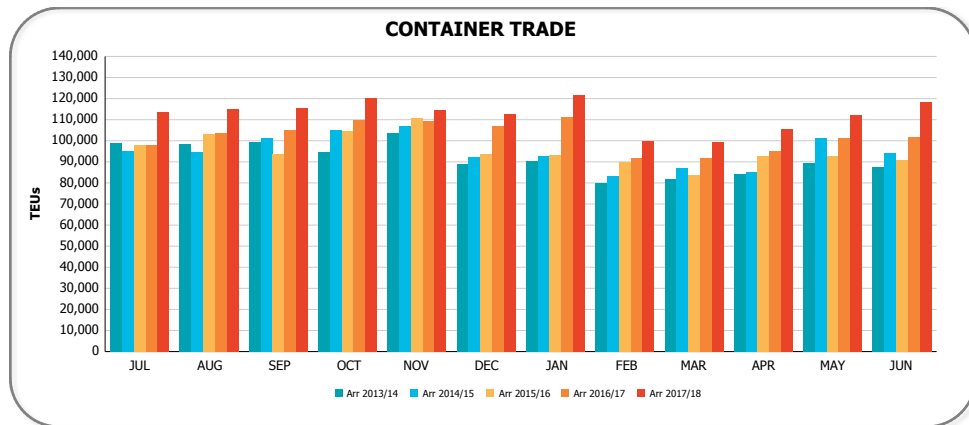
Import Groups

- Building Products
- Cement
- Crude Oil
- Fertiliser & Chemicals (Rural)
- Iron & Steel
- Other
- Paper & Wood Pulp
- Refined Oil
- Retail
- Timber

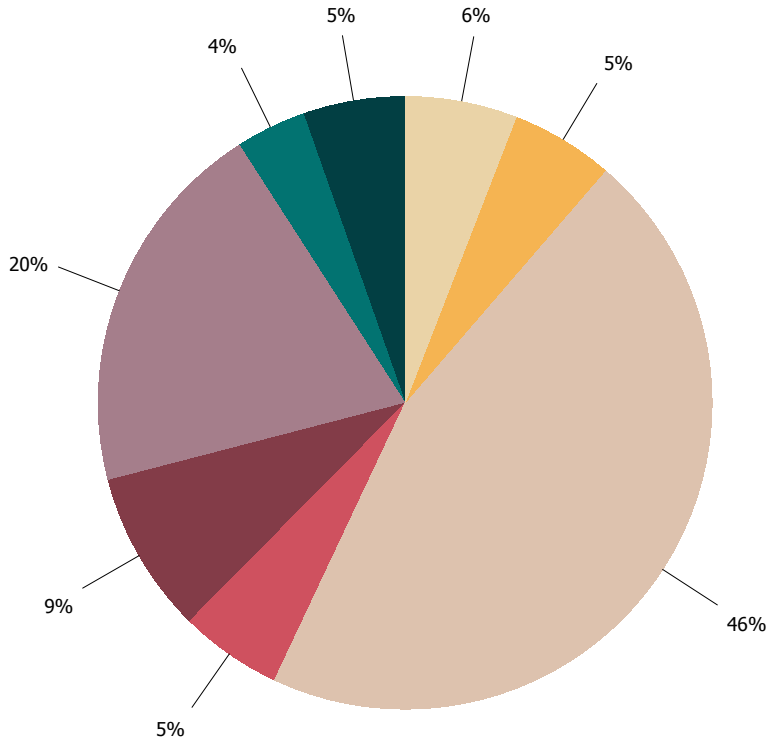
Container Trade in TEUs

Jun 2018

			Arr 2018/Jun	Arr 2017/Jun	Variance	Rolling 12 Months	PY Rolling 12 Months	Variance	
Import (Non-T'ship)	Teus	Empty	7,300	6,059	1,241	64,616	71,594	-6,977	
		Full	F.A.K.	5,212	5,647	-435	70,594	57,484	13,110
			Household Items	5,811	4,954	857	73,022	68,057	4,965
			Building Products	4,875	4,225	650	61,362	55,708	5,654
			Electrical Equipment	4,200	3,309	891	54,280	42,483	11,797
			Paper & Wood Pulp	1,670	1,719	-49	21,518	22,043	-525
			Iron & Steel	3,823	3,268	555	45,202	39,538	5,664
			Import Other	24,269	21,042	3,227	289,717	260,477	29,241
			Total	49,860	44,164	5,696	615,695	545,789	69,906
		Total	57,160	50,223	6,937	680,312	617,383	62,929	
Export (Non-T'ship)	Teus	Empty	22,550	13,412	9,138	301,503	243,332	58,171	
		Full	Meat Products	5,074	5,037	37	56,443	53,240	3,203
			Cotton	7,015	5,806	1,209	35,784	30,026	5,758
			Paper & Wood Pulp	1,963	2,141	-178	24,475	26,127	-1,652
			Timber	3,232	2,480	752	35,561	20,140	15,421
			F.A.K.	5,113	5,890	-777	35,583	36,033	-450
			Agricultural Seeds	3,509	5,511	-2,002	38,925	61,216	-22,291
			Export Other	11,761	10,164	1,597	131,653	125,016	6,637
			Total	37,667	37,029	638	358,424	351,798	6,626
		Total	60,217	50,441	9,776	659,927	595,131	64,796	
TOTAL	Teus	Transhipped	796	1,184	-388	9,236	12,316	-3,080	
		Empty	29,850	19,471	10,379	366,119	314,926	51,194	
		Full	87,527	81,193	6,334	974,119	897,587	76,532	
		Total	118,173	101,848	16,325	1,349,475	1,224,829	124,646	

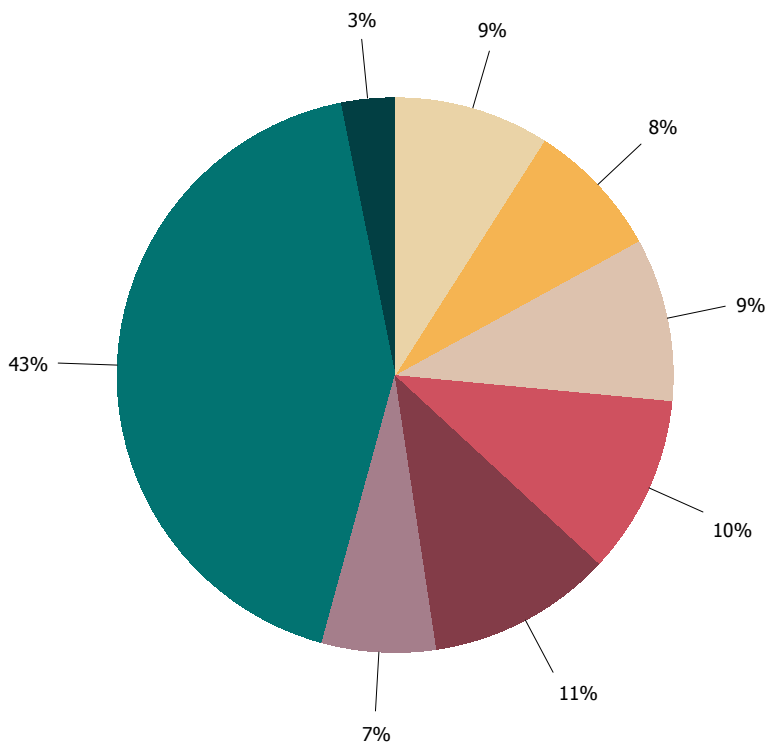


Export Rolling 12-months



- Export Groups**
- Agricultural Seeds
 - Cotton
 - Empty
 - F.A.K.
 - Meat Products
 - Other
 - Paper & Wood Pulp
 - Timber

Import Rolling 12-months



- Import Groups**
- Building Products
 - Electrical Equipment
 - Empty
 - F.A.K.
 - Household Items
 - Iron & Steel
 - Other
 - Paper & Wood Pulp