

Monthly Trade Report

August 2020

Total Trade in Tonnes

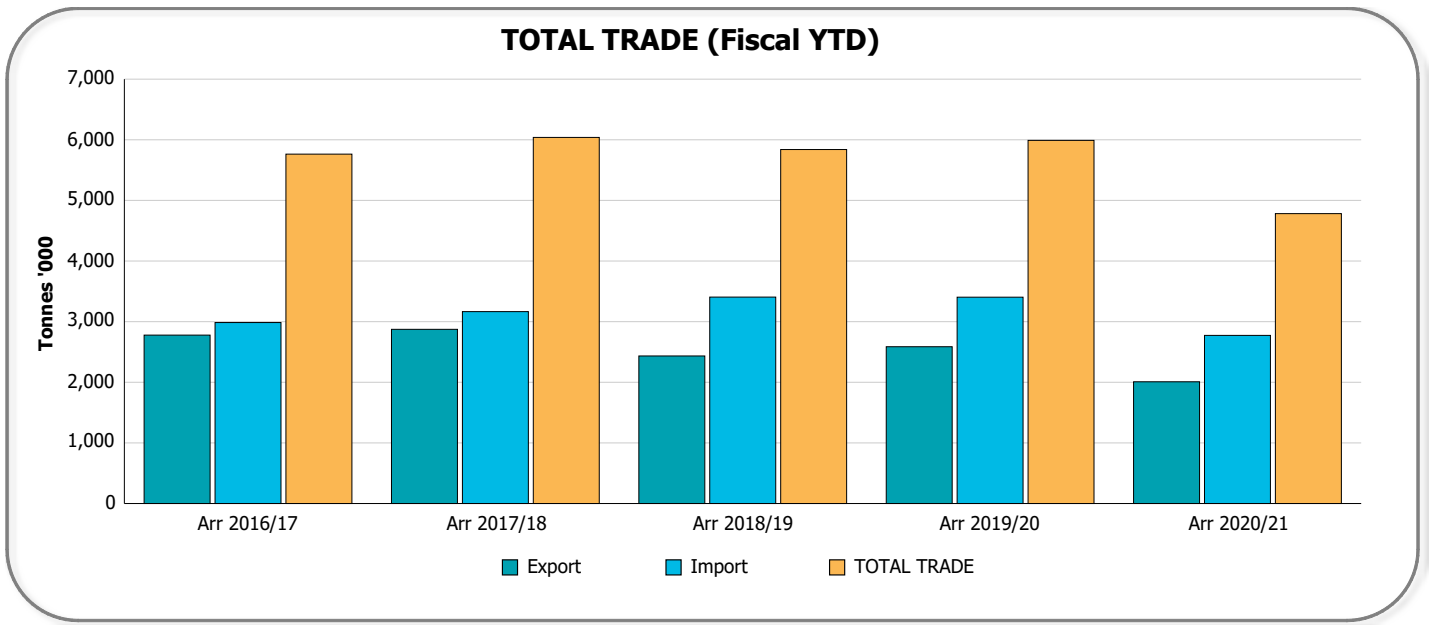
(Including containerised and non-containerised)

Aug 2020

		Arr 2020/Aug	Arr 2019/Aug	Variance	Rolling 12 Months	PY Rolling 12 Months	Variance
Import (Non-T'ship)	Crude Oil	161	317,717	-317,556	3,201,665	4,600,563	-1,398,898
	Refined Oil	542,269	462,524	79,745	3,974,548	4,045,573	-71,024
	Cement	191,432	148,859	42,573	1,571,121	1,650,262	-79,141
	Iron & Steel	59,597	53,276	6,321	649,030	707,161	-58,131
	Building Products	68,547	57,978	10,569	725,480	718,758	6,722
	Timber	25,618	19,875	5,743	250,341	274,234	-23,893
	Fertiliser & Chemicals (Rural)	48,883	48,674	210	660,419	577,422	82,997
	Paper & Wood Pulp	22,058	21,323	735	259,812	229,741	30,071
	Retail Group	179,591	150,290	29,301	1,879,391	1,963,042	-83,651
	Dredging Sand	0	0	0	25	0	25
	Other	235,777	523,741	-287,964	5,122,268	5,381,916	-259,648
TOTAL	1,373,933	1,804,256	-430,324	18,294,100	20,148,671	-1,854,571	
Export (Non-T'ship)	Coal	435,272	470,532	-35,260	5,059,532	6,864,221	-1,804,689
	Refined Oil	30,172	36,222	-6,050	587,038	800,005	-212,967
	Agricultural Seeds	40,876	43,483	-2,607	329,016	386,681	-57,665
	Cotton	6,606	25,603	-18,997	119,116	322,431	-203,315
	Meat Products	68,994	85,046	-16,052	856,071	859,046	-2,975
	Iron & Steel	75,640	68,135	7,505	705,992	744,800	-38,808
	Paper & Wood Pulp	11,787	21,679	-9,892	231,447	270,136	-38,689
	Mineral Ores & Sands	1,815	33,992	-32,178	174,604	220,338	-45,734
	Other	230,804	251,988	-21,184	2,714,963	2,858,598	-143,635
	TOTAL	970,715	1,115,820	-145,105	11,353,899	13,695,009	-2,341,109
Total	Transhipped	44,085	33,499	10,586	532,401	331,228	201,173
	Import	1,397,727	1,826,741	-429,014	18,541,553	20,299,752	-1,758,200
	Export	991,006	1,126,835	-135,829	11,638,848	13,875,156	-2,236,308
	TOTAL TRADE	2,388,733	2,953,576	-564,843	30,180,400	34,174,908	-3,994,508
Total Motor Vehicle Units	16,777	19,119	-2,342	184,432	241,980	-57,548	

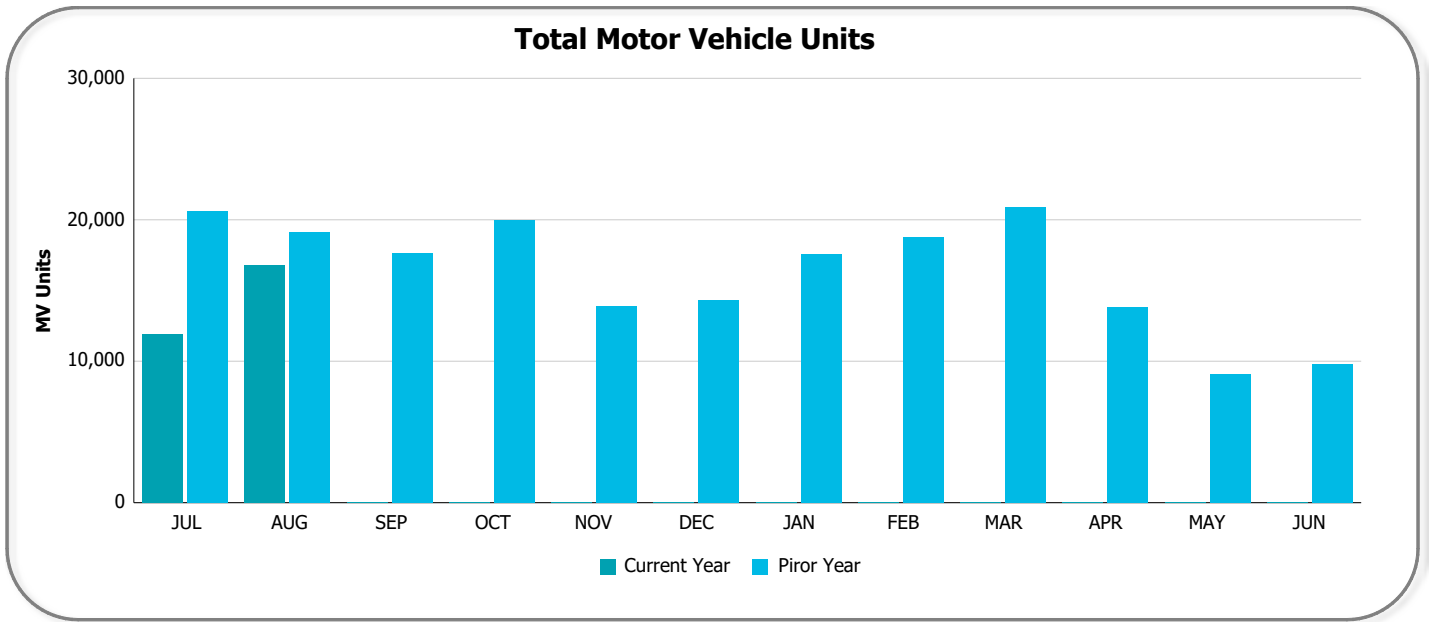
Total Trade in Tonnes

Aug 2020



Total Motor Vehicle Units

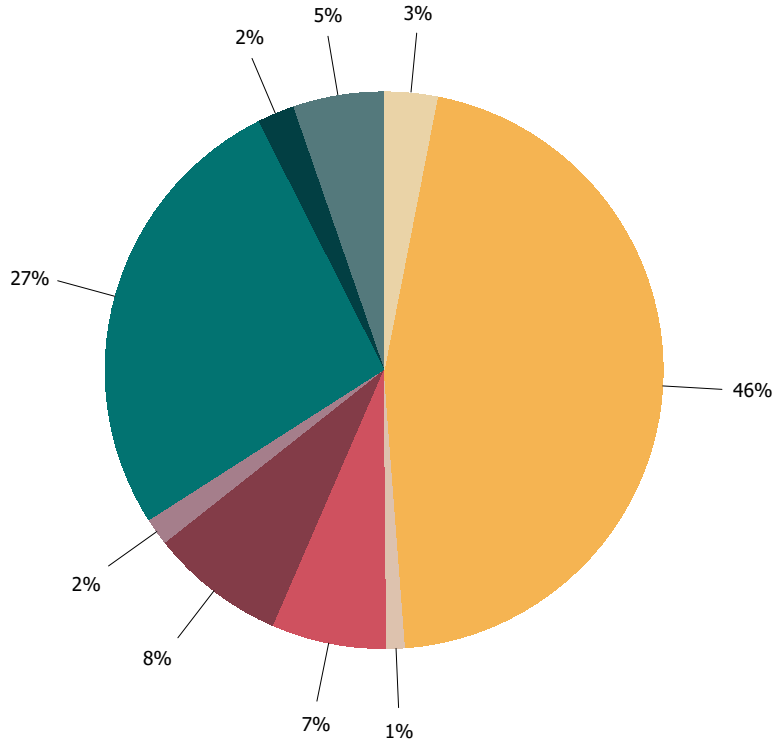
Aug 2020



Total Trade in Tonnes

Aug 2020

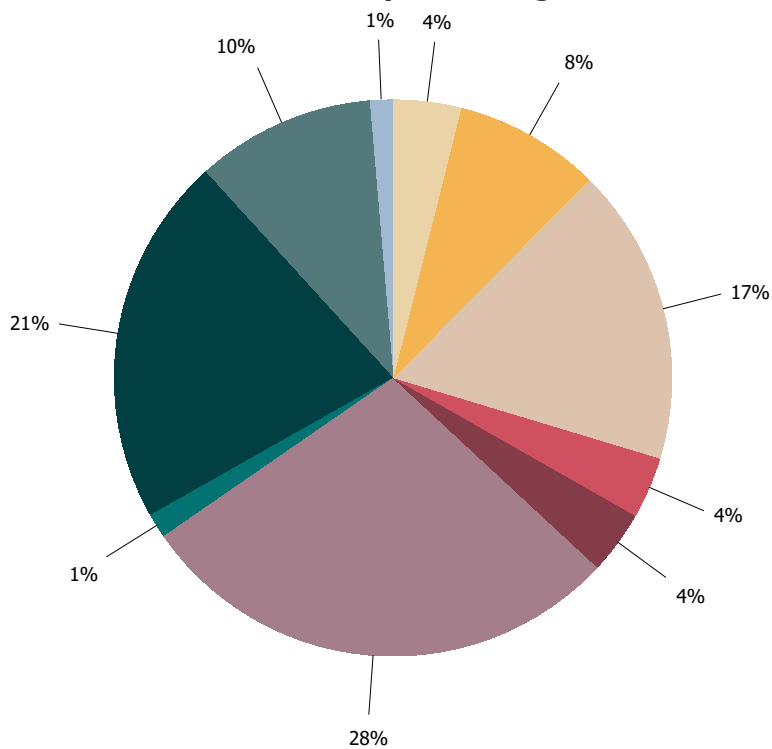
Export Rolling 12-months



Export Groups

- Agricultural Seeds
- Coal
- Cotton
- Iron & Steel
- Meat Products
- Mineral Ores & Sands
- Other
- Paper & Wood Pulp
- Refined Oil

Import Rolling 12-months



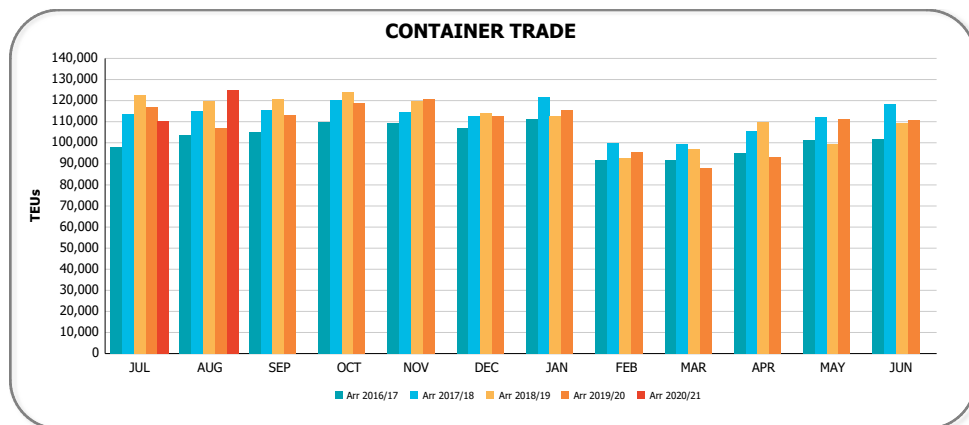
Import Groups

- Building Products
- Cement
- Crude Oil
- Fertiliser & Chemicals (Rural)
- Iron & Steel
- Other
- Paper & Wood Pulp
- Refined Oil
- Retail
- Timber

Container Trade in TEUs

Aug 2020

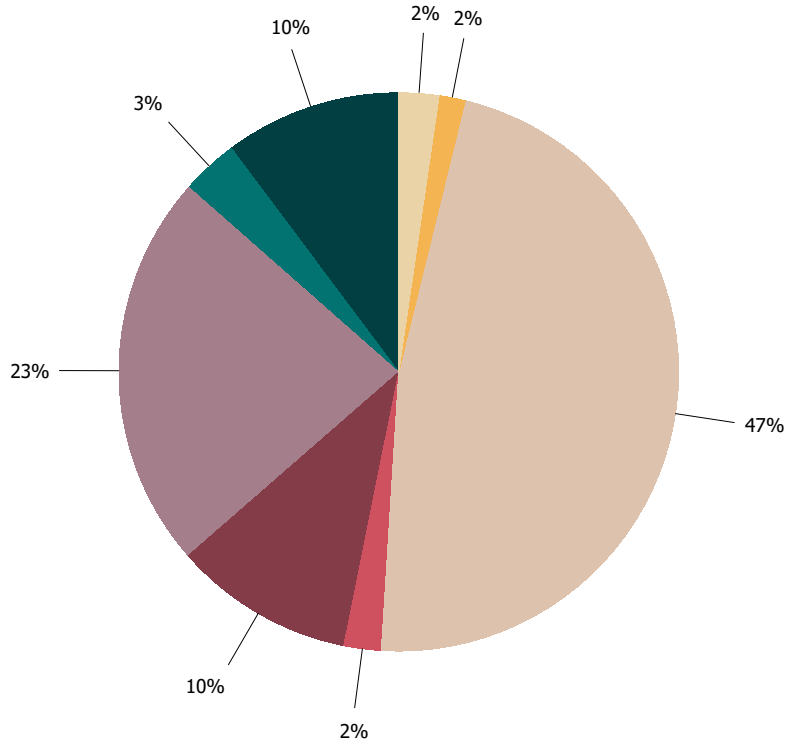
			Arr 2020/Aug	Arr 2019/Aug	Variance	Rolling 12 Months	PY Rolling 12 Months	Variance	
Import (Non-T'ship)	Teus	Empty	5,604	8,161	-2,557	66,497	64,704	1,793	
		Full	F.A.K.	3,072	3,591	-519	31,663	50,895	-19,233
			Household Items	8,295	6,260	2,035	74,305	72,035	2,271
			Building Products	6,115	5,029	1,086	63,525	61,393	2,132
			Electrical Equipment	5,219	3,477	1,742	53,475	52,844	631
			Paper & Wood Pulp	2,072	2,320	-248	27,664	25,832	1,832
			Iron & Steel	4,487	3,092	1,395	39,626	40,047	-422
			Import Other	27,270	22,831	4,439	288,006	288,542	-537
			Total	56,530	46,600	9,930	578,263	591,589	-13,326
		Total	62,134	54,761	7,373	644,760	656,293	-11,533	
Export (Non-T'ship)	Teus	Empty	30,017	17,168	12,849	295,598	307,926	-12,328	
		Full	Meat Products	5,308	6,524	-1,216	65,355	65,331	24
			Cotton	540	2,075	-1,535	9,489	25,843	-16,354
			Paper & Wood Pulp	1,071	2,001	-930	20,633	24,142	-3,509
			Timber	6,323	4,609	1,714	63,996	45,170	18,826
			F.A.K.	1,070	1,463	-393	13,528	21,954	-8,426
			Agricultural Seeds	1,763	2,009	-246	14,481	16,748	-2,267
			Export Other	13,873	13,435	438	143,567	142,888	679
			Total	29,948	32,116	-2,168	331,049	342,076	-11,027
		Total	59,965	49,284	10,681	626,647	650,002	-23,355	
TOTAL	Teus	Transhipped	2,885	2,755	130	43,683	17,461	26,222	
		Empty	35,621	25,329	10,292	362,095	372,630	-10,535	
		Full	86,478	78,716	7,762	909,312	933,665	-24,353	
		Total	124,984	106,800	18,184	1,315,090	1,323,756	-8,666	



Container Trade in TEUs

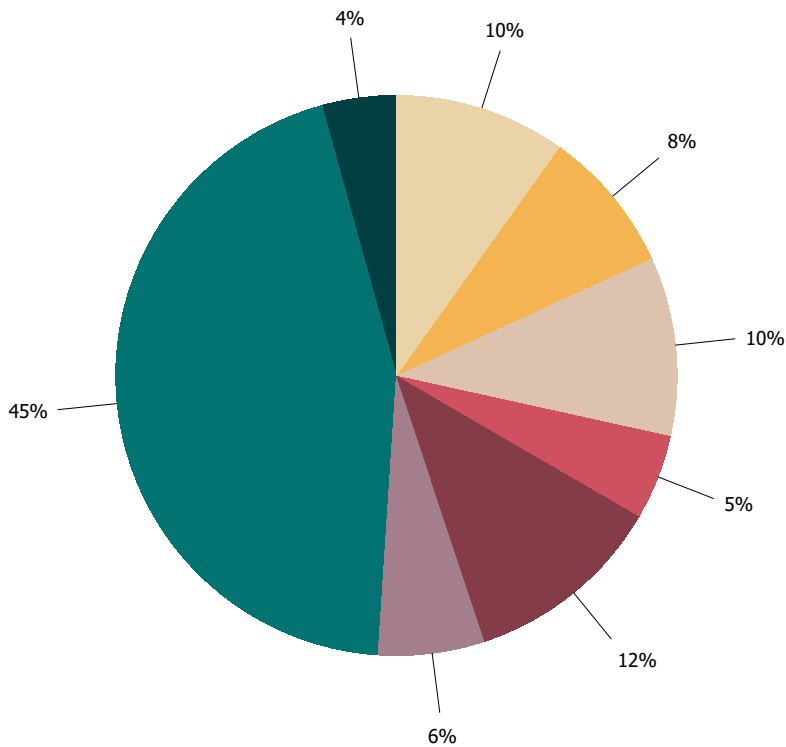
Aug 2020

Export Rolling 12-months



- Export Groups**
- Agricultural Seeds
 - Cotton
 - Empty
 - F.A.K.
 - Meat Products
 - Other
 - Paper & Wood Pulp
 - Timber

Import Rolling 12-months



- Import Groups**
- Building Products
 - Electrical Equipment
 - Empty
 - F.A.K.
 - Household Items
 - Iron & Steel
 - Other
 - Paper & Wood Pulp