

Monthly Trade Report

May 2018

Total Trade in Tonnes

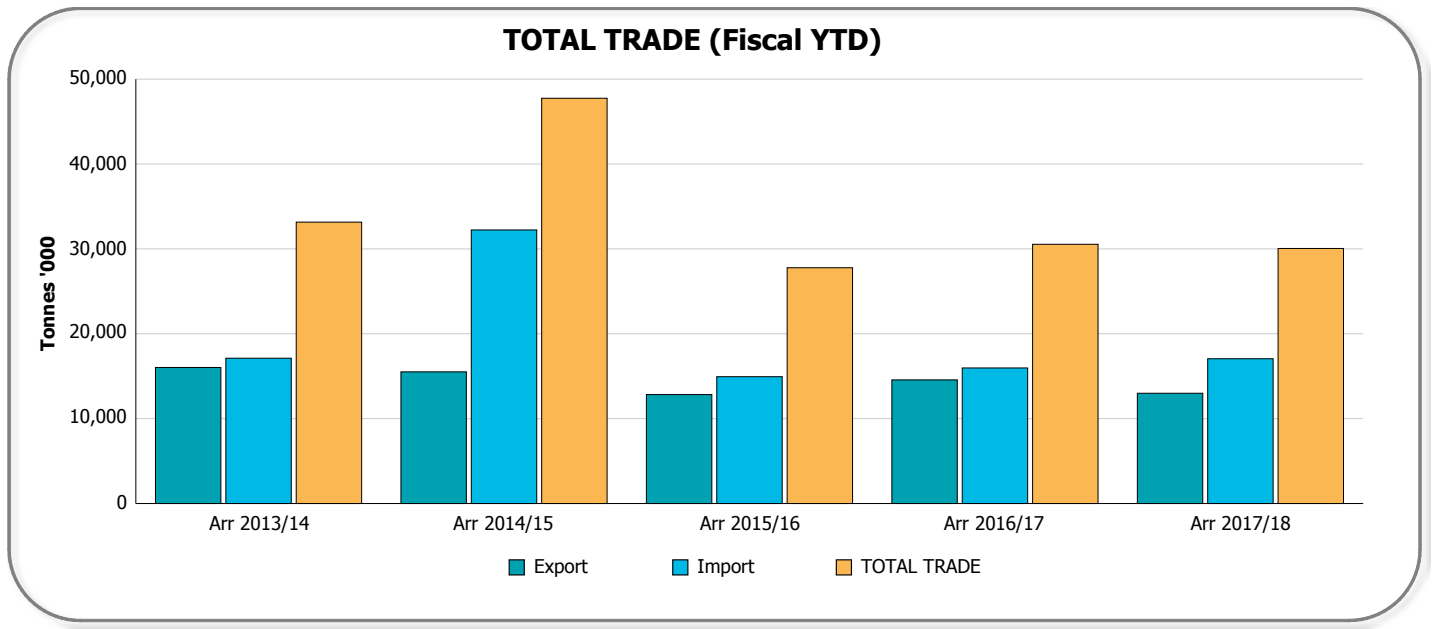
(Including containerised and non-containerised)

May 2018

		Arr 2018/May	Arr 2017/May	Variance	Rolling 12 Months	PY Rolling 12 Months	Variance
Import (Non-T'ship)	Crude Oil	348,345	468,263	-119,918	4,887,920	4,968,793	-80,873
	Refined Oil	294,271	283,398	10,873	3,466,068	3,305,036	161,032
	Cement	202,746	74,709	128,037	1,848,965	1,623,626	225,338
	Iron & Steel	61,830	54,716	7,114	840,390	702,124	138,266
	Building Products	65,911	52,044	13,867	732,891	700,259	32,632
	Timber	26,817	23,729	3,088	331,066	304,176	26,891
	Fertiliser & Chemicals (Rural)	42,872	83,894	-41,022	727,513	705,268	22,245
	Paper & Wood Pulp	15,485	17,971	-2,486	202,745	214,088	-11,343
	Retail Group	174,741	159,103	15,638	2,105,802	1,807,180	298,622
	Dredging Sand	0	0	0	22	0	22
	Other	385,373	262,211	123,162	3,237,057	2,766,031	471,026
TOTAL	1,618,391	1,480,039	138,352	18,380,438	17,096,580	1,283,857	
Export (Non-T'ship)	Coal	309,424	804,343	-494,919	6,655,114	6,958,892	-303,778
	Refined Oil	24,374	107,214	-82,840	613,563	846,244	-232,681
	Agricultural Seeds	92,234	157,067	-64,833	1,001,221	2,281,400	-1,280,180
	Cotton	55,090	44,247	10,842	428,640	343,881	84,759
	Meat Products	77,419	64,334	13,085	759,843	720,308	39,535
	Iron & Steel	40,162	37,733	2,428	633,856	626,205	7,650
	Paper & Wood Pulp	21,584	21,801	-217	278,006	294,059	-16,053
	Mineral Ores & Sands	36,957	87,454	-50,496	249,771	330,270	-80,498
	Other	298,620	334,542	-35,922	3,184,616	3,113,140	71,475
	TOTAL	985,444	1,616,197	-630,753	13,954,635	15,418,210	-1,463,575
Total	Transhipped	54,677	80,526	-25,849	375,571	415,847	-40,275
	Import	1,637,104	1,507,997	129,108	18,549,918	17,275,888	1,274,030
	Export	1,021,409	1,668,766	-647,357	14,160,726	15,654,749	-1,494,023
	TOTAL TRADE	2,658,513	3,176,763	-518,249	32,710,644	32,930,637	-219,992
Total Motor Vehicle Units	24,780	23,606	1,174	279,323	243,263	36,060	

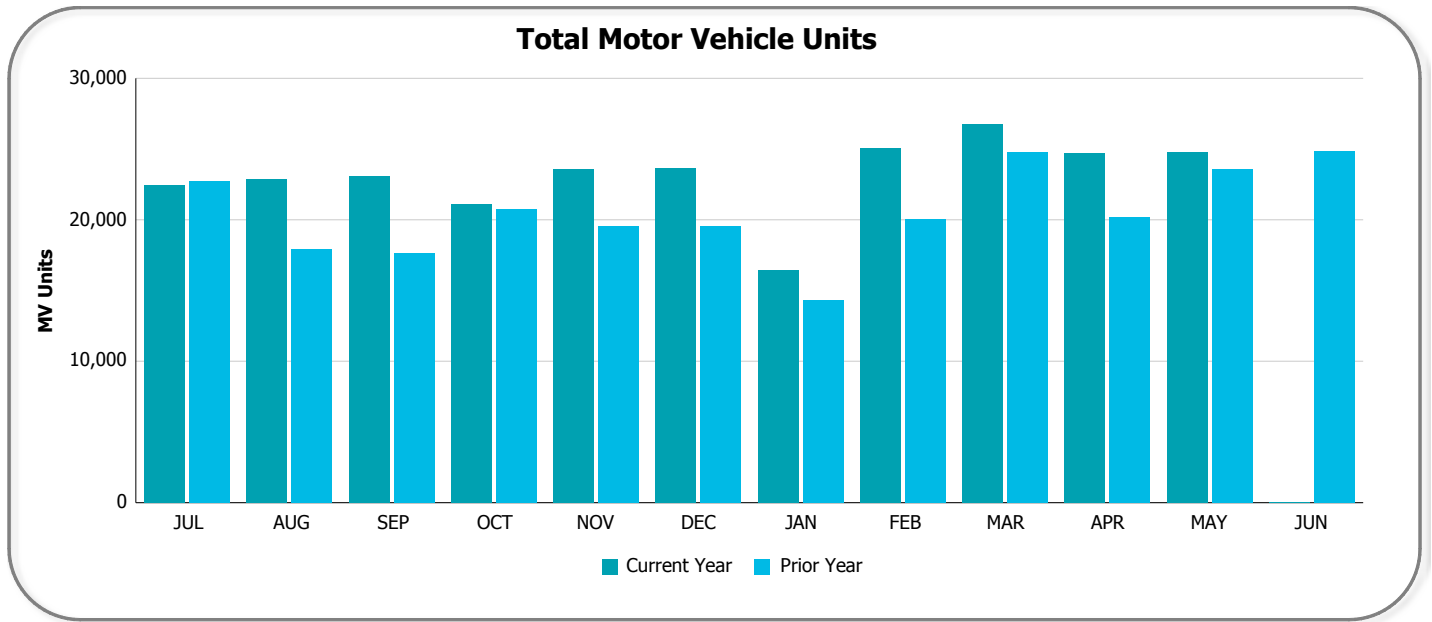
Total Trade in Tonnes

May 2018



Total Motor Vehicle Units

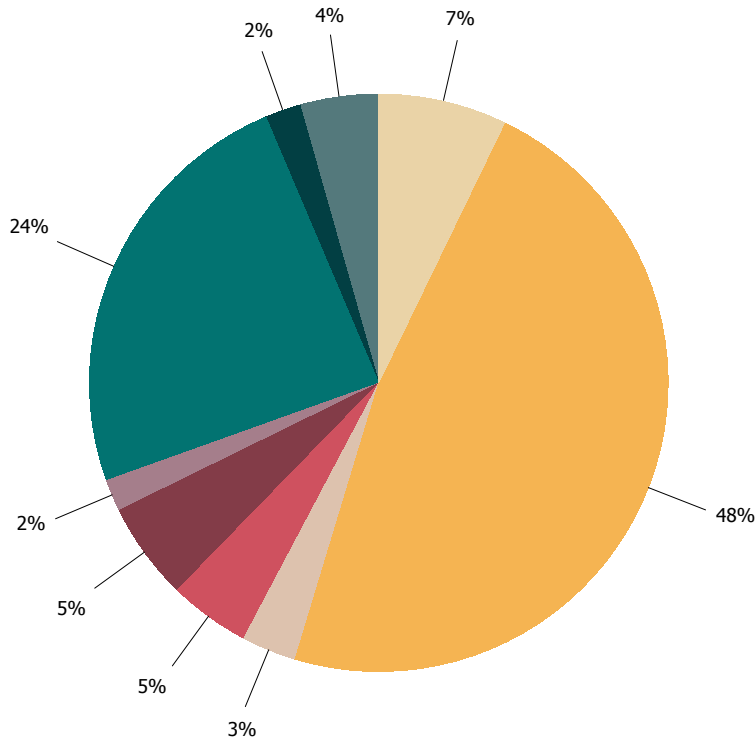
May 2018



Total Trade in Tonnes

May 2018

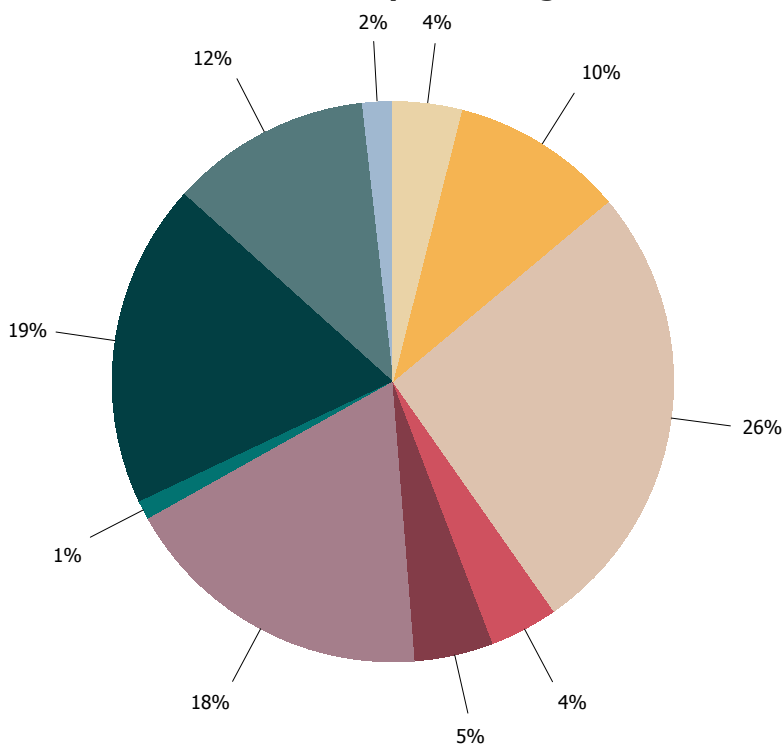
Export Rolling 12-months



Export Groups

- Agricultural Seeds
- Coal
- Cotton
- Iron & Steel
- Meat Products
- Mineral Ores & Sands
- Other
- Paper & Wood Pulp
- Refined Oil

Import Rolling 12-months



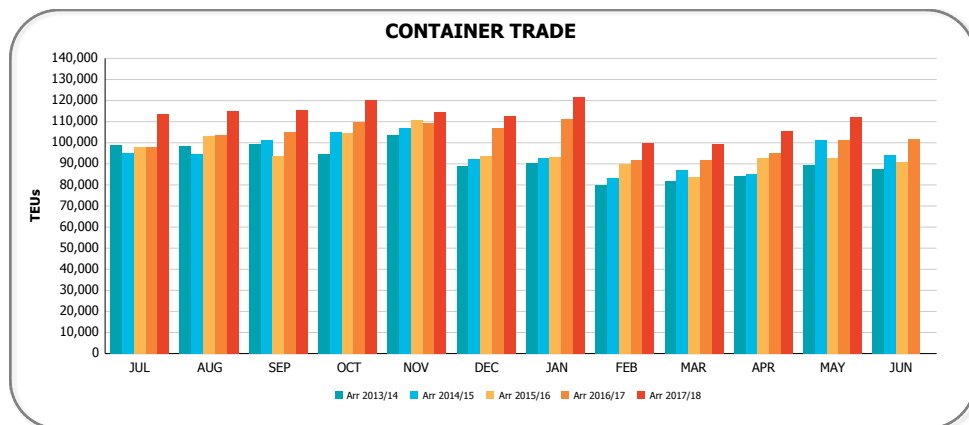
Import Groups

- Building Products
- Cement
- Crude Oil
- Fertiliser & Chemicals (Rural)
- Iron & Steel
- Other
- Paper & Wood Pulp
- Refined Oil
- Retail
- Timber

Container Trade in TEUs

May 2018

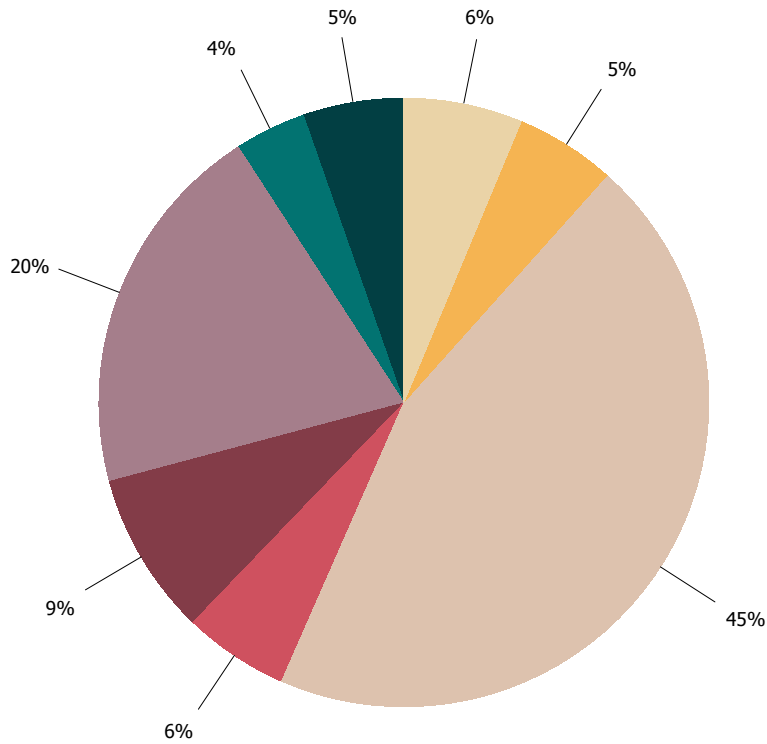
			Arr 2018/May	Arr 2017/May	Variance	Rolling 12 Months	PY Rolling 12 Months	Variance	
Import (Non-T'ship)	Teus	Empty	5,718	5,676	42	63,375	71,182	-7,807	
		Full	F.A.K.	4,885	4,674	211	71,029	55,122	15,908
			Household Items	6,218	5,446	772	72,165	67,713	4,452
			Building Products	5,597	4,111	1,486	60,712	55,712	5,000
			Electrical Equipment	5,724	3,695	2,029	53,389	41,927	11,462
			Paper & Wood Pulp	1,642	1,887	-245	21,567	22,240	-673
			Iron & Steel	3,942	3,142	800	44,647	39,255	5,392
			Import Other	23,821	21,032	2,790	286,490	258,839	27,651
			Total	51,829	43,987	7,842	609,999	540,808	69,192
		Total	57,547	49,663	7,884	673,375	611,990	61,384	
Export (Non-T'ship)	Teus	Empty	18,335	17,172	1,163	292,365	246,143	46,222	
		Full	Meat Products	5,828	4,720	1,108	56,406	53,136	3,270
			Cotton	4,380	3,521	859	34,575	27,766	6,809
			Paper & Wood Pulp	1,921	1,887	34	24,653	25,668	-1,015
			Timber	3,675	2,358	1,317	34,809	18,708	16,101
			F.A.K.	2,725	3,926	-1,201	36,360	33,582	2,778
			Agricultural Seeds	4,071	5,764	-1,693	40,927	59,819	-18,892
			Export Other	12,720	11,217	1,503	130,056	125,081	4,975
			Total	35,320	33,393	1,927	357,786	343,760	14,026
		Total	53,655	50,565	3,090	650,151	589,903	60,248	
TOTAL	Teus	Transhipped	1,116	819	297	9,624	11,861	-2,237	
		Empty	24,053	22,848	1,205	355,740	317,325	38,415	
		Full	87,149	77,380	9,769	967,785	884,568	83,217	
		Total	112,318	101,047	11,271	1,333,150	1,213,754	119,395	



Container Trade in TEUs

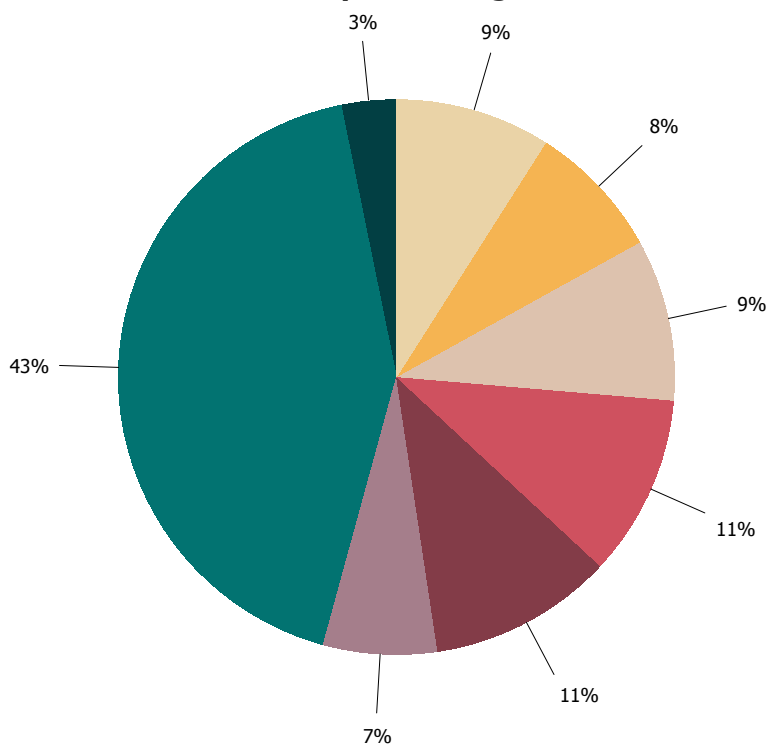
May 2018

Export Rolling 12-months



- Export Groups**
- Agricultural Seeds
 - Cotton
 - Empty
 - F.A.K.
 - Meat Products
 - Other
 - Paper & Wood Pulp
 - Timber

Import Rolling 12-months



- Import Groups**
- Building Products
 - Electrical Equipment
 - Empty
 - F.A.K.
 - Household Items
 - Iron & Steel
 - Other
 - Paper & Wood Pulp