

Monthly Trade Report

October 2018

Total Trade in Tonnes

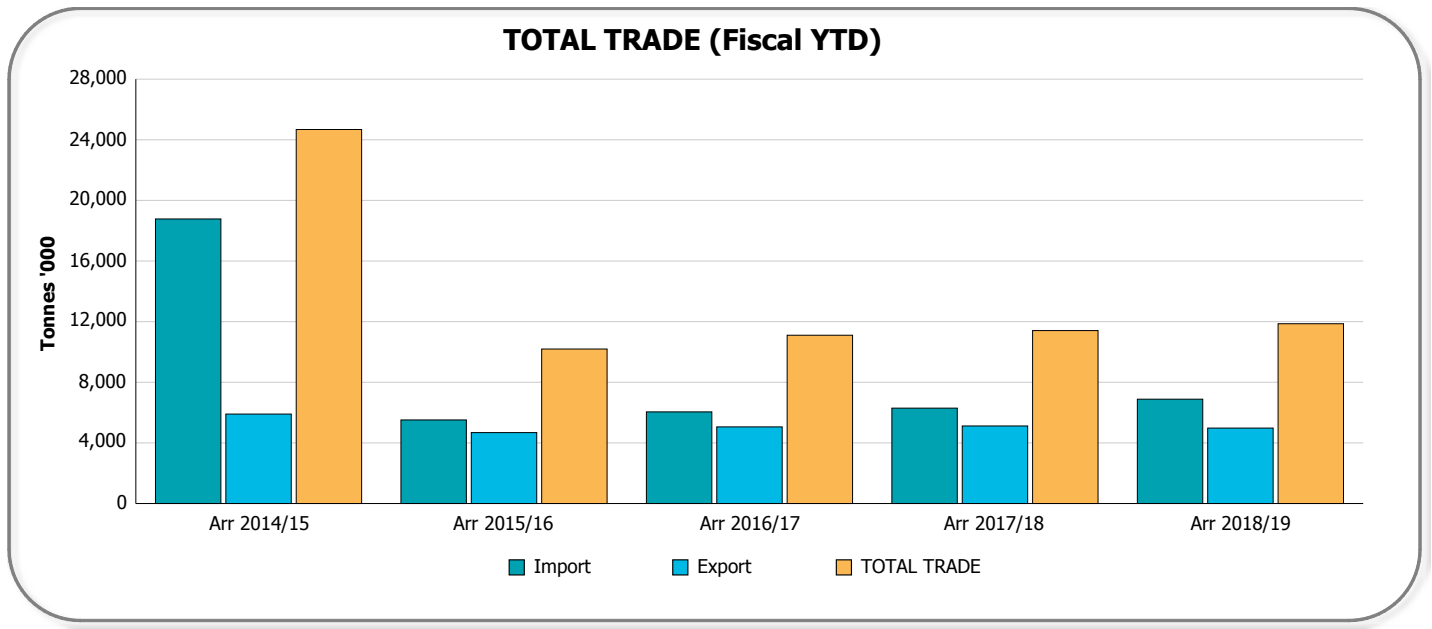
(Including containerised and non-containerised)

Oct 2018

		Arr 2018/Oct	Arr 2017/Oct	Variance	Rolling 12 Months	PY Rolling 12 Months	Variance
Import (Non-T'ship)	Crude Oil	371,139	383,215	-12,076	4,810,637	4,768,558	42,079
	Refined Oil	418,643	361,416	57,227	3,662,490	3,564,315	98,175
	Cement	105,688	170,652	-64,964	1,716,771	1,762,927	-46,156
	Iron & Steel	69,921	60,272	9,650	826,012	748,903	77,109
	Building Products	66,821	69,521	-2,700	757,491	700,394	57,097
	Timber	25,058	24,002	1,056	338,737	302,876	35,861
	Fertiliser & Chemicals (Rural)	46,514	61,116	-14,602	634,197	730,817	-96,620
	Paper & Wood Pulp	18,685	20,485	-1,800	200,723	208,671	-7,948
	Retail Group	210,822	211,518	-696	2,107,681	1,958,191	149,491
	Dredging Sand	0	0	0	0	22	-22
	Other	388,578	254,236	134,342	3,964,443	2,748,496	1,215,947
TOTAL	1,721,868	1,616,432	105,436	19,019,183	17,494,170	1,525,013	
Export (Non-T'ship)	Coal	854,078	676,633	177,445	7,279,596	7,002,974	276,622
	Refined Oil	117,672	39,642	78,031	650,584	802,831	-152,247
	Agricultural Seeds	20,523	48,470	-27,947	730,989	2,071,309	-1,340,321
	Cotton	23,754	20,632	3,121	380,759	431,114	-50,355
	Meat Products	69,590	56,779	12,811	781,313	743,849	37,463
	Iron & Steel	67,399	46,165	21,234	671,534	666,666	4,867
	Paper & Wood Pulp	19,964	21,625	-1,662	271,772	292,790	-21,018
	Mineral Ores & Sands	14,364	17,650	-3,286	249,501	334,893	-85,391
	Other	211,678	244,543	-32,865	3,177,165	3,245,871	-68,705
	TOTAL	1,403,514	1,166,662	236,852	14,434,235	15,504,621	-1,070,386
Total	Transhipped	17,719	26,180	-8,462	341,051	508,823	-167,771
	Import	1,734,444	1,635,485	98,959	19,176,862	17,710,364	1,466,498
	Export	1,408,657	1,173,790	234,868	14,617,607	15,797,249	-1,179,642
	TOTAL TRADE	3,143,102	2,809,275	333,827	33,794,469	33,507,614	286,856
Total Motor Vehicle Units	18,182	21,105	-2,923	277,224	256,397	20,827	

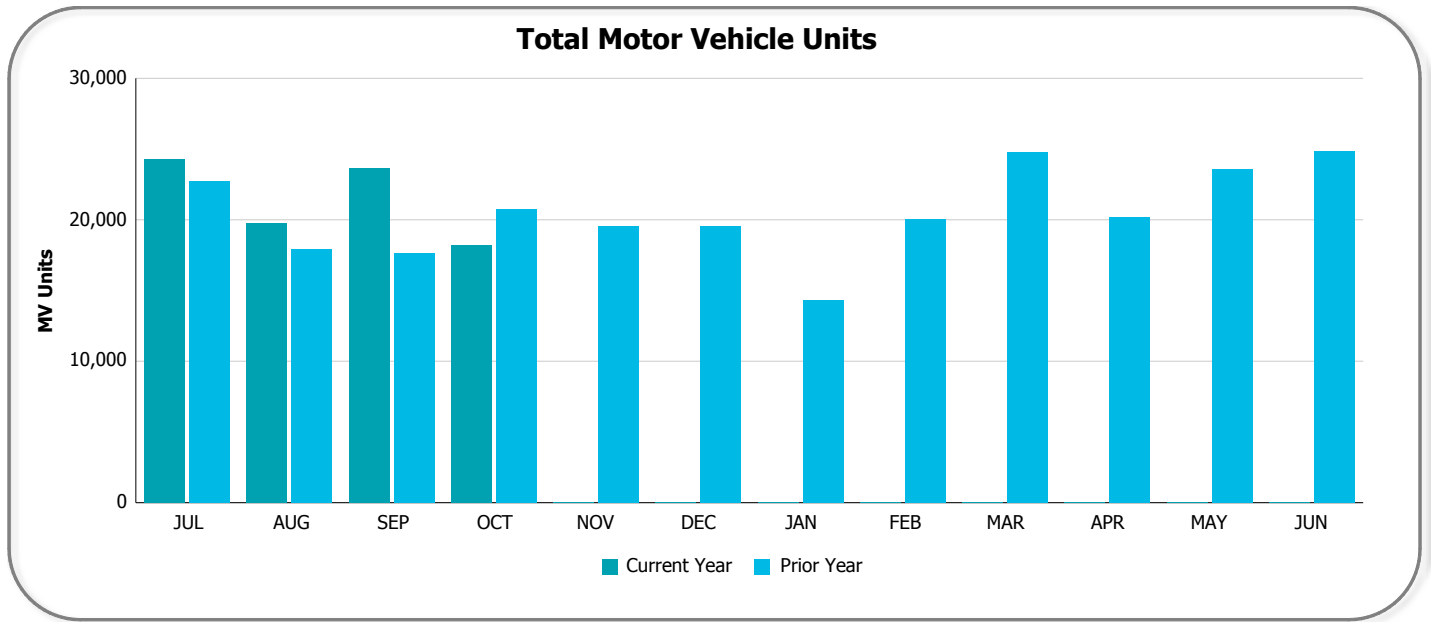
Total Trade in Tonnes

Oct 2018



Total Motor Vehicle Units

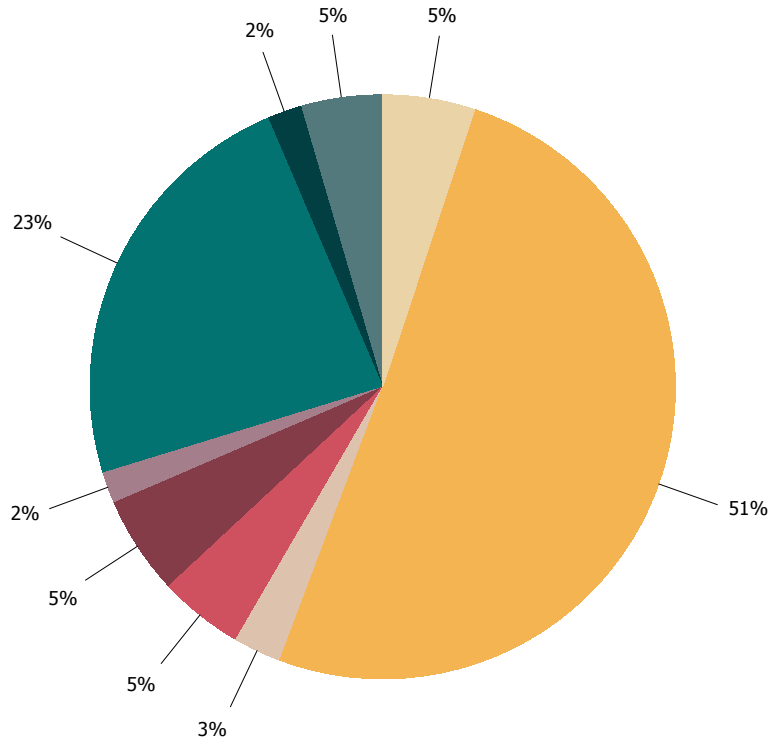
Oct 2018



Total Trade in Tonnes

Oct 2018

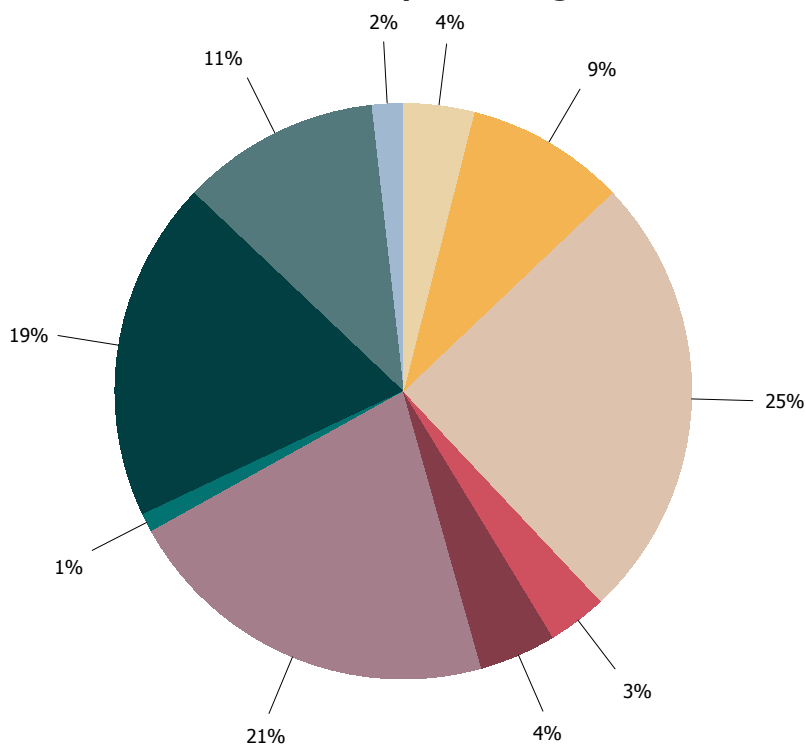
Export Rolling 12-months



Export Groups

- Agricultural Seeds
- Coal
- Cotton
- Iron & Steel
- Meat Products
- Mineral Ores & Sands
- Other
- Paper & Wood Pulp
- Refined Oil

Import Rolling 12-months



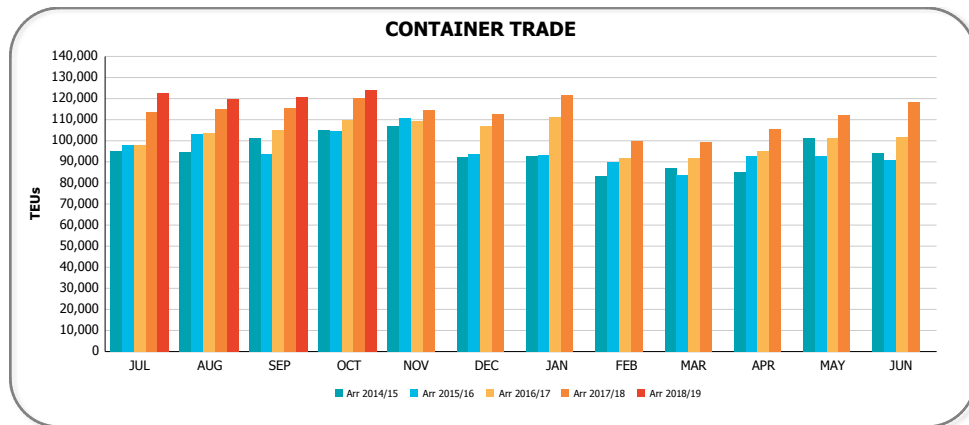
Import Groups

- Building Products
- Cement
- Crude Oil
- Fertiliser & Chemicals (Rural)
- Iron & Steel
- Other
- Paper & Wood Pulp
- Refined Oil
- Retail
- Timber

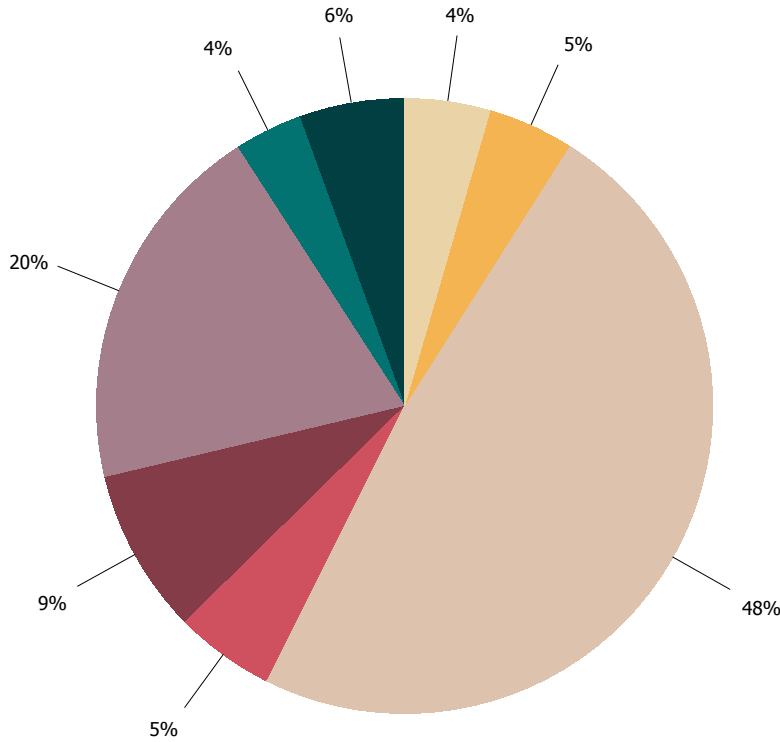
Container Trade in TEUs

Oct 2018

		Arr 2018/Oct	Arr 2017/Oct	Variance	Rolling 12 Months	PY Rolling 12 Months	Variance		
Import (Non-T'ship)	Teus	Empty	3,997	4,649	-652	64,607	72,474	-7,867	
		Full	F.A.K.	7,888	6,426	1,462	69,742	62,631	7,112
			Household Items	7,571	7,669	-98	73,914	70,544	3,370
			Building Products	5,942	5,665	277	63,740	56,914	6,826
			Electrical Equipment	4,549	5,525	-976	55,834	45,442	10,392
			Paper & Wood Pulp	2,064	2,086	-22	21,861	21,982	-121
			Iron & Steel	3,681	4,039	-358	44,819	41,289	3,531
			Import Other	25,333	26,695	-1,362	291,951	269,728	22,223
			Total	57,028	58,105	-1,077	621,861	568,530	53,332
		Total	61,025	62,754	-1,729	686,469	641,004	45,464	
Export (Non-T'ship)	Teus	Empty	35,774	30,510	5,264	327,616	252,067	75,548	
		Full	Meat Products	5,277	4,190	1,087	58,565	54,794	3,771
			Cotton	1,929	1,701	228	30,502	34,857	-4,355
			Paper & Wood Pulp	1,791	1,933	-142	24,200	25,695	-1,495
			Timber	3,018	2,798	220	37,537	25,588	11,949
			F.A.K.	2,426	3,390	-964	35,488	39,116	-3,628
			Agricultural Seeds	984	1,847	-863	30,326	59,649	-29,323
			Export Other	11,338	10,540	798	132,591	129,384	3,208
			Total	26,763	26,399	364	349,209	369,083	-19,873
		Total	62,537	56,909	5,628	676,825	621,150	55,675	
TOTAL	Teus	Transhipped	615	728	-113	8,339	11,331	-2,992	
		Empty	39,771	35,159	4,612	392,223	324,542	67,681	
		Full	83,791	84,504	-713	971,071	937,612	33,458	
		Total	124,177	120,391	3,786	1,371,633	1,273,485	98,148	

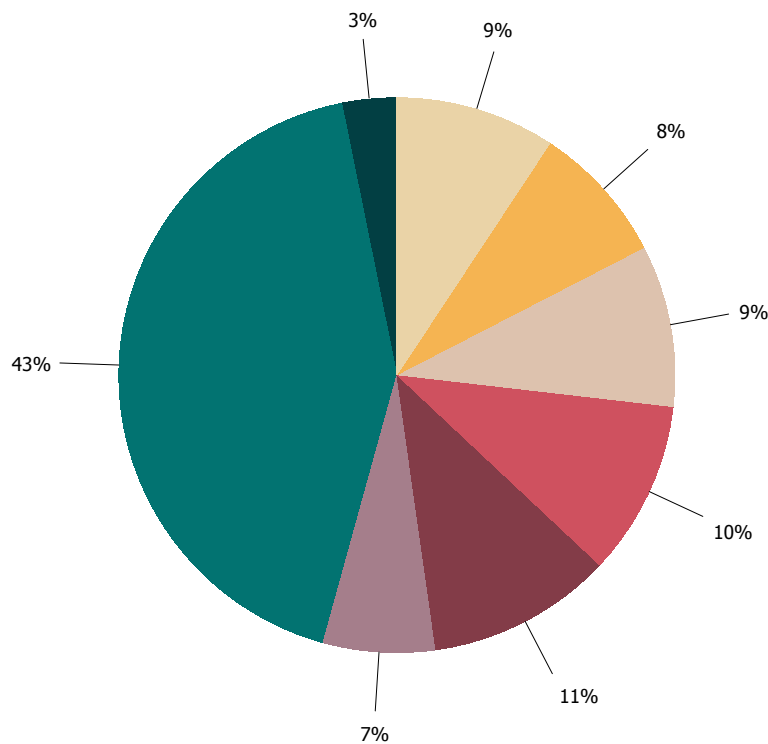


Export Rolling 12-months



- Export Groups**
- Agricultural Seeds
 - Cotton
 - Empty
 - F.A.K.
 - Meat Products
 - Other
 - Paper & Wood Pulp
 - Timber

Import Rolling 12-months



- Import Groups**
- Building Products
 - Electrical Equipment
 - Empty
 - F.A.K.
 - Household Items
 - Iron & Steel
 - Other
 - Paper & Wood Pulp