

Monthly Trade Report

February 2021

Total Trade in Tonnes

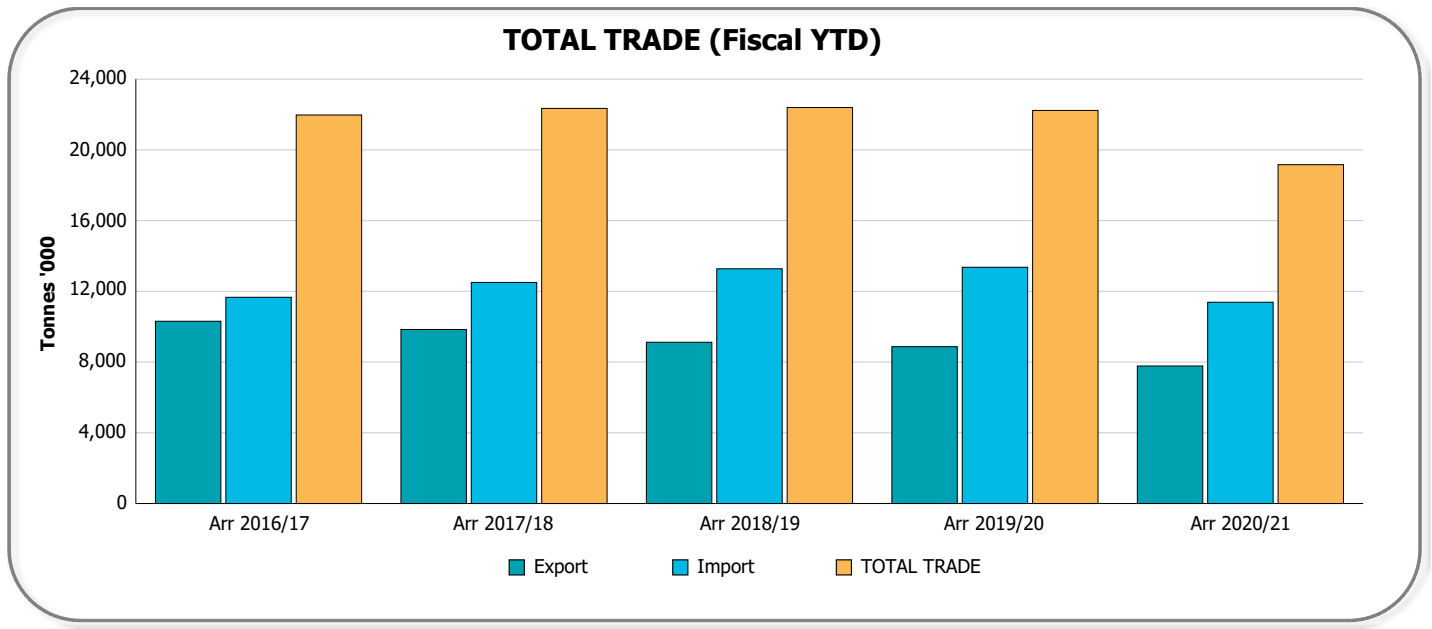
(Including containerised and non-containerised)

Feb 2021

		Arr 2021/Feb	Arr 2020/Feb	Variance	Rolling 12 Months	PY Rolling 12 Months	Variance
Import (Non-T'ship)	Crude Oil	418,668	333,034	85,634	2,817,237	4,648,617	-1,831,381
	Refined Oil	221,167	221,755	-589	4,035,804	3,765,128	270,675
	Cement	195,128	121,929	73,199	1,546,502	1,681,960	-135,457
	Iron & Steel	57,127	44,534	12,593	676,395	645,655	30,740
	Building Products	58,703	60,666	-1,963	764,515	705,789	58,725
	Timber	18,455	18,505	-50	261,643	255,461	6,182
	Fertiliser & Chemicals (Rural)	66,759	50,833	15,927	757,870	485,449	272,421
	Paper & Wood Pulp	16,326	22,530	-6,205	241,988	259,499	-17,511
	Retail Group	154,651	135,464	19,187	2,031,724	1,870,001	161,724
	Dredging Sand	0	0	0	25	0	25
	Other	205,181	543,945	-338,764	3,737,080	5,874,057	-2,136,976
TOTAL	1,412,163	1,553,195	-141,032	16,870,783	20,191,616	-3,320,834	
Export (Non-T'ship)	Coal	418,879	497,043	-78,164	4,243,373	6,255,989	-2,012,615
	Refined Oil	109,640	50,321	59,319	670,257	823,031	-152,775
	Agricultural Seeds	148,901	34,985	113,915	969,941	398,653	571,288
	Cotton	13,456	3,710	9,746	105,834	230,042	-124,208
	Meat Products	50,357	63,596	-13,238	763,982	916,373	-152,391
	Iron & Steel	31,015	49,902	-18,887	686,897	717,581	-30,684
	Paper & Wood Pulp	20,111	24,475	-4,364	208,019	264,248	-56,229
	Mineral Ores & Sands	21	18,246	-18,224	60,455	212,862	-152,407
	Other	152,643	234,130	-81,487	3,057,615	3,421,387	-363,772
	TOTAL	945,023	976,408	-31,385	10,766,373	13,240,166	-2,473,793
Total	Transhipped	59,695	34,026	25,670	682,006	427,877	254,128
	Import	1,443,486	1,572,190	-128,704	17,193,811	20,388,299	-3,194,488
	Export	973,396	991,440	-18,043	11,125,351	13,471,361	-2,346,010
	TOTAL TRADE	2,416,882	2,563,629	-146,748	28,319,162	33,859,659	-5,540,498
Total Motor Vehicle Units	22,280	18,754	3,526	214,407	227,234	-12,827	

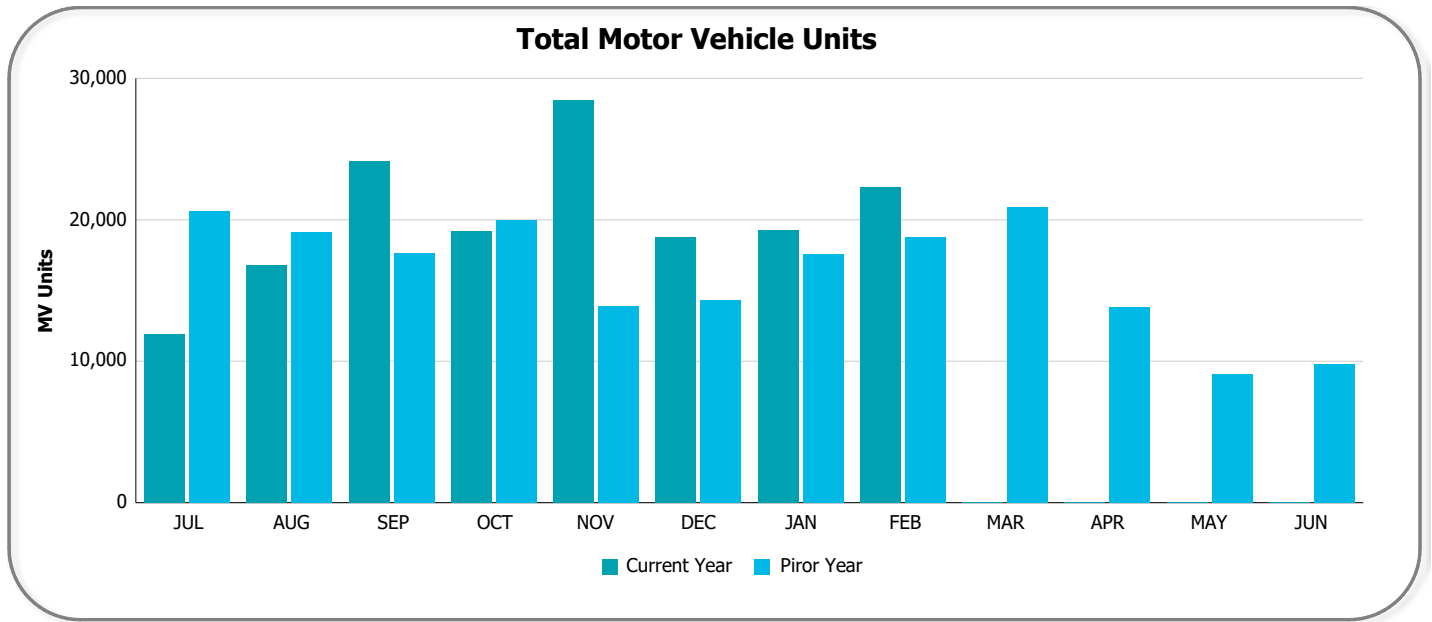
Total Trade in Tonnes

Feb 2021



Total Motor Vehicle Units

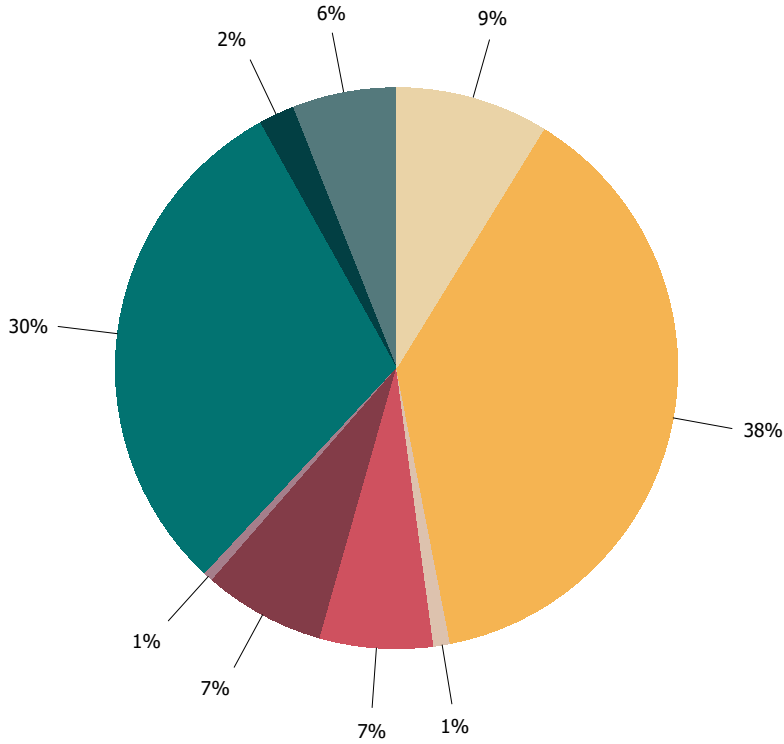
Feb 2021



Total Trade in Tonnes

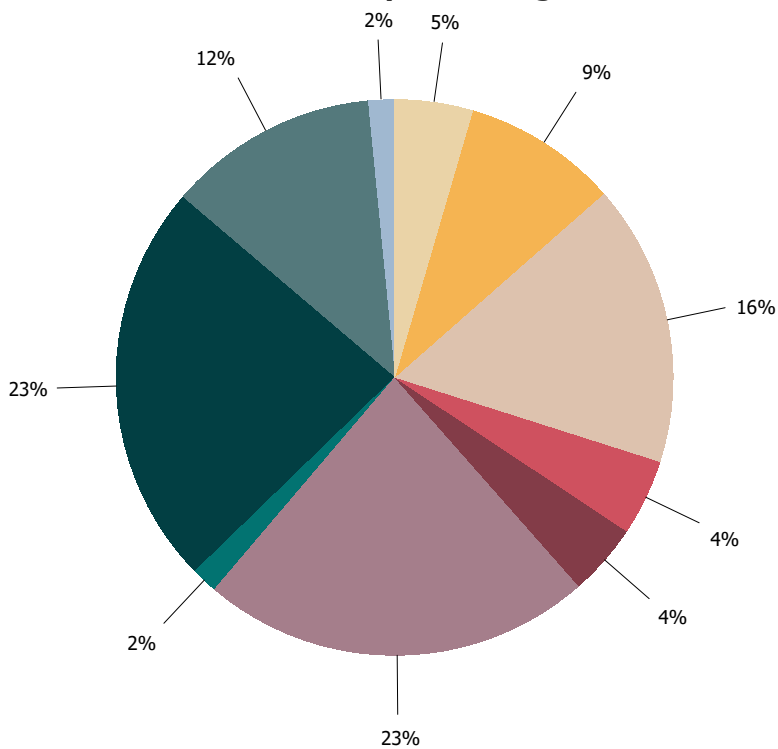
Feb 2021

Export Rolling 12-months



- Export Groups**
- Agricultural Seeds
 - Coal
 - Cotton
 - Iron & Steel
 - Meat Products
 - Mineral Ores & Sands
 - Other
 - Paper & Wood Pulp
 - Refined Oil

Import Rolling 12-months

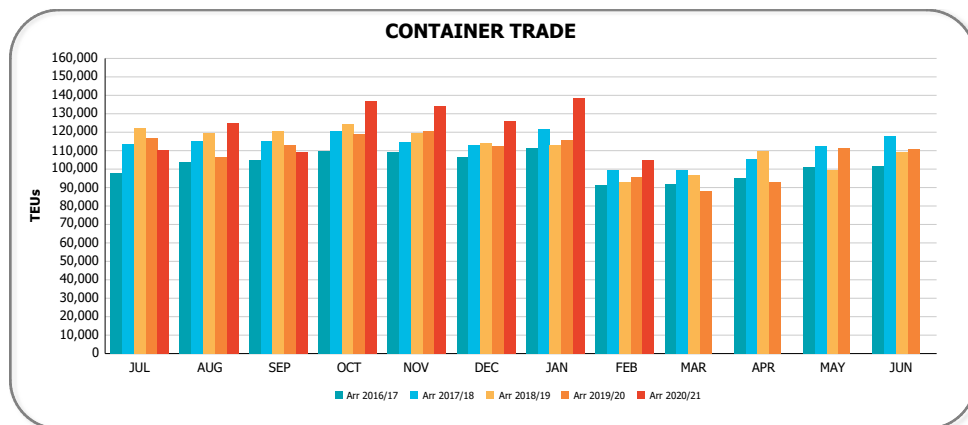


- Import Groups**
- Building Products
 - Cement
 - Crude Oil
 - Fertiliser & Chemicals (Rural)
 - Iron & Steel
 - Other
 - Paper & Wood Pulp
 - Refined Oil
 - Retail
 - Timber

Container Trade in TEUs

Feb 2021

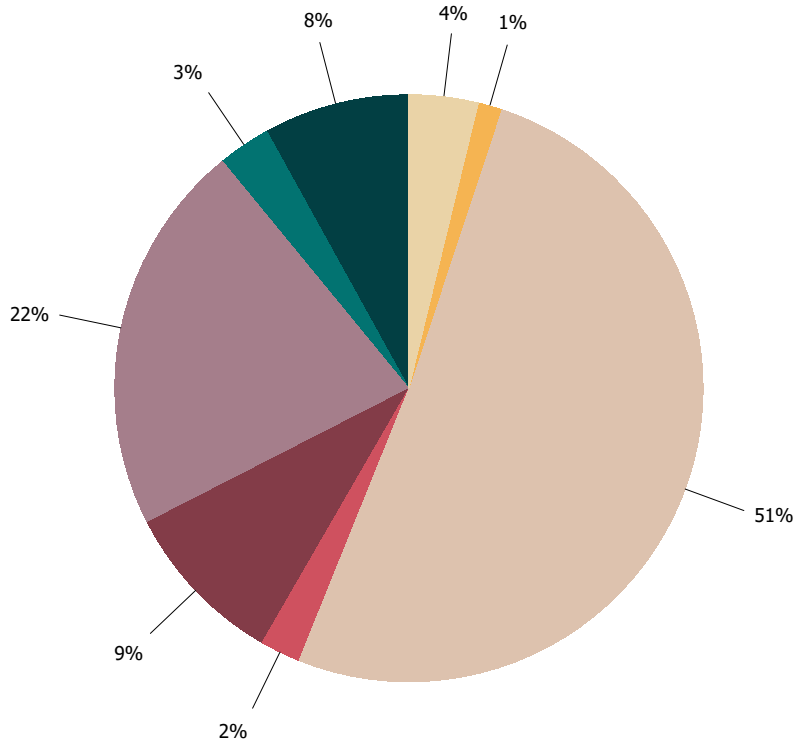
			Arr 2021/Feb	Arr 2020/Feb	Variance	Rolling 12 Months	PY Rolling 12 Months	Variance	
Import (Non-T'ship)	Teus	Empty	1,966	2,723	-757	56,745	68,896	-12,151	
		Full	F.A.K.	6,618	2,109	4,509	43,465	37,461	6,004
			Household Items	5,835	4,559	1,276	83,351	72,318	11,033
			Building Products	4,899	4,974	-75	67,507	60,951	6,556
			Electrical Equipment	4,083	3,861	222	61,971	52,581	9,390
			Paper & Wood Pulp	1,619	2,304	-685	24,969	28,786	-3,817
			Iron & Steel	2,957	2,820	137	40,260	39,253	1,008
			Import Other	21,438	21,281	157	303,586	286,579	17,007
			Total	47,449	41,908	5,541	625,109	577,928	47,181
		Total	49,415	44,631	4,784	681,854	646,824	35,030	
Export (Non-T'ship)	Teus	Empty	28,117	20,502	7,615	328,963	287,604	41,358	
		Full	Meat Products	3,947	4,831	-884	58,910	69,899	-10,989
			Cotton	1,055	295	760	8,324	18,513	-10,189
			Paper & Wood Pulp	1,796	2,122	-326	18,711	23,696	-4,985
			Timber	686	5,886	-5,200	51,817	56,881	-5,064
			F.A.K.	1,067	1,109	-42	14,376	16,952	-2,576
			Agricultural Seeds	2,568	1,542	1,026	24,486	17,462	7,024
			Export Other	9,735	11,029	-1,294	139,227	149,730	-10,503
			Total	20,854	26,814	-5,960	315,851	353,133	-37,282
		Total	48,971	47,316	1,655	644,814	640,737	4,076	
TOTAL	Teus	Transhipped	6,340	3,593	2,747	61,672	28,124	33,548	
		Empty	30,083	23,225	6,858	385,708	356,500	29,207	
		Full	68,303	68,722	-419	940,960	931,061	9,899	
		Total	104,726	95,540	9,186	1,388,340	1,315,686	72,654	



Container Trade in TEUs

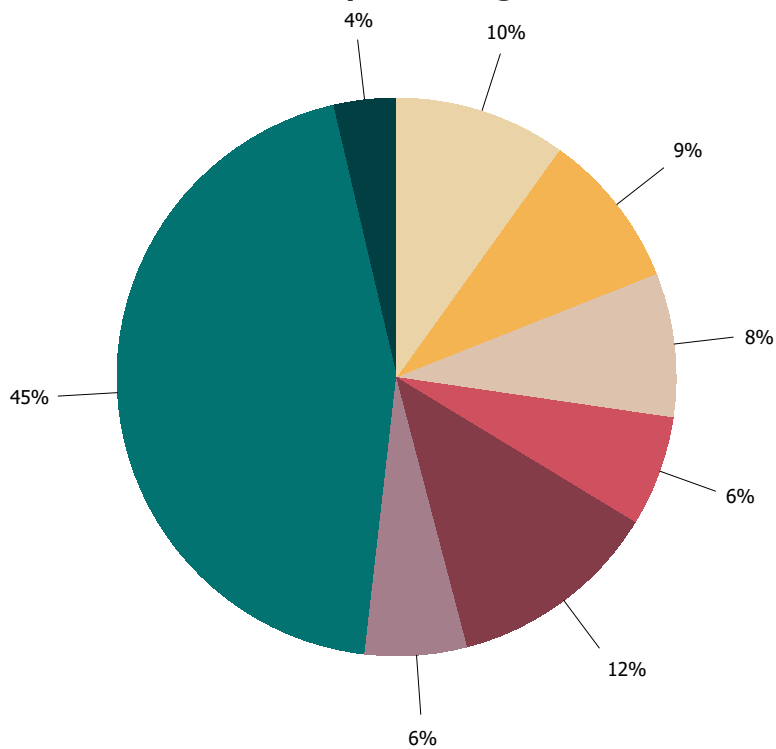
Feb 2021

Export Rolling 12-months



- Export Groups**
- Agricultural Seeds
 - Cotton
 - Empty
 - F.A.K.
 - Meat Products
 - Other
 - Paper & Wood Pulp
 - Timber

Import Rolling 12-months



- Import Groups**
- Building Products
 - Electrical Equipment
 - Empty
 - F.A.K.
 - Household Items
 - Iron & Steel
 - Other
 - Paper & Wood Pulp