

Monthly Trade Report

May 2019

Total Trade in Tonnes

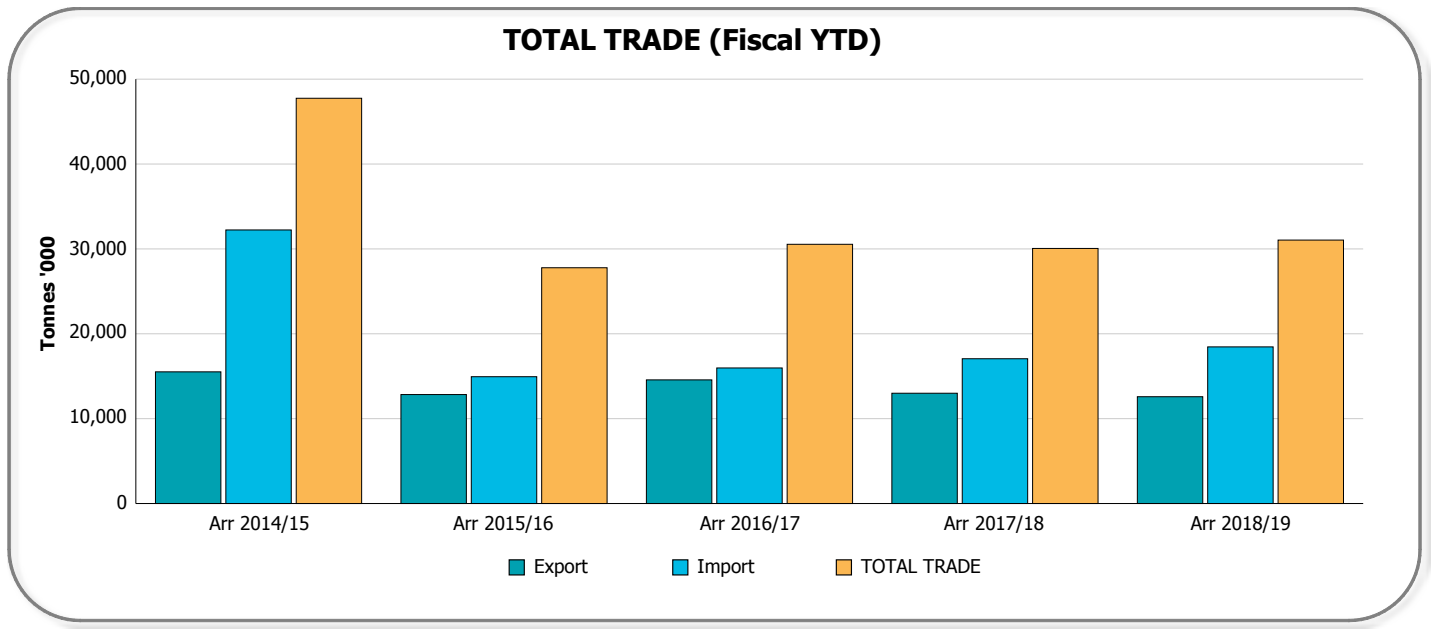
(Including containerised and non-containerised)

May 2019

		Arr 2019/May	Arr 2018/May	Variance	Rolling 12 Months	PY Rolling 12 Months	Variance
Import (Non-T'ship)	Crude Oil	224,237	348,345	-124,108	4,514,021	4,887,920	-373,899
	Refined Oil	275,260	294,271	-19,011	3,962,437	3,466,068	496,369
	Cement	143,398	202,746	-59,348	1,727,402	1,848,965	-121,563
	Iron & Steel	52,697	61,830	-9,133	757,464	840,390	-82,926
	Building Products	54,038	65,911	-11,873	732,777	732,891	-114
	Timber	22,828	26,817	-3,989	296,855	331,066	-34,211
	Fertiliser & Chemicals (Rural)	37,383	42,872	-5,489	585,193	727,513	-142,320
	Paper & Wood Pulp	19,116	15,485	3,631	215,360	202,745	12,616
	Retail Group	150,306	174,741	-24,435	2,022,359	2,105,802	-83,443
	Dredging Sand	0	0	0	0	22	-22
	Other	496,682	385,373	111,309	5,023,425	3,237,057	1,786,368
TOTAL	1,475,945	1,618,391	-142,446	19,837,293	18,380,438	1,456,855	
Export (Non-T'ship)	Coal	577,955	309,424	268,531	7,147,174	6,655,114	492,060
	Refined Oil	92,207	24,374	67,833	803,609	613,563	190,046
	Agricultural Seeds	29,284	92,234	-62,950	470,219	1,001,221	-531,002
	Cotton	22,550	55,090	-32,539	463,286	428,640	34,646
	Meat Products	72,819	77,419	-4,599	831,670	759,843	71,827
	Iron & Steel	74,934	40,162	34,773	739,475	633,856	105,619
	Paper & Wood Pulp	17,506	21,584	-4,078	266,136	278,006	-11,870
	Mineral Ores & Sands	19,465	36,957	-17,492	206,657	249,771	-43,115
	Other	247,802	298,620	-50,818	2,949,511	3,184,616	-235,104
	TOTAL	1,213,956	985,444	228,511	14,180,771	13,954,635	226,136
Total	Transhipped	43,639	56,988	-13,349	309,977	377,882	-67,905
	Import	1,491,154	1,637,104	-145,950	19,980,576	18,549,918	1,430,658
	Export	1,242,385	1,023,720	218,666	14,347,465	14,163,037	184,428
	TOTAL TRADE	2,733,540	2,660,824	72,716	34,328,041	32,712,955	1,615,086
Total Motor Vehicle Units	19,414	24,780	-5,366	251,876	279,323	-27,447	

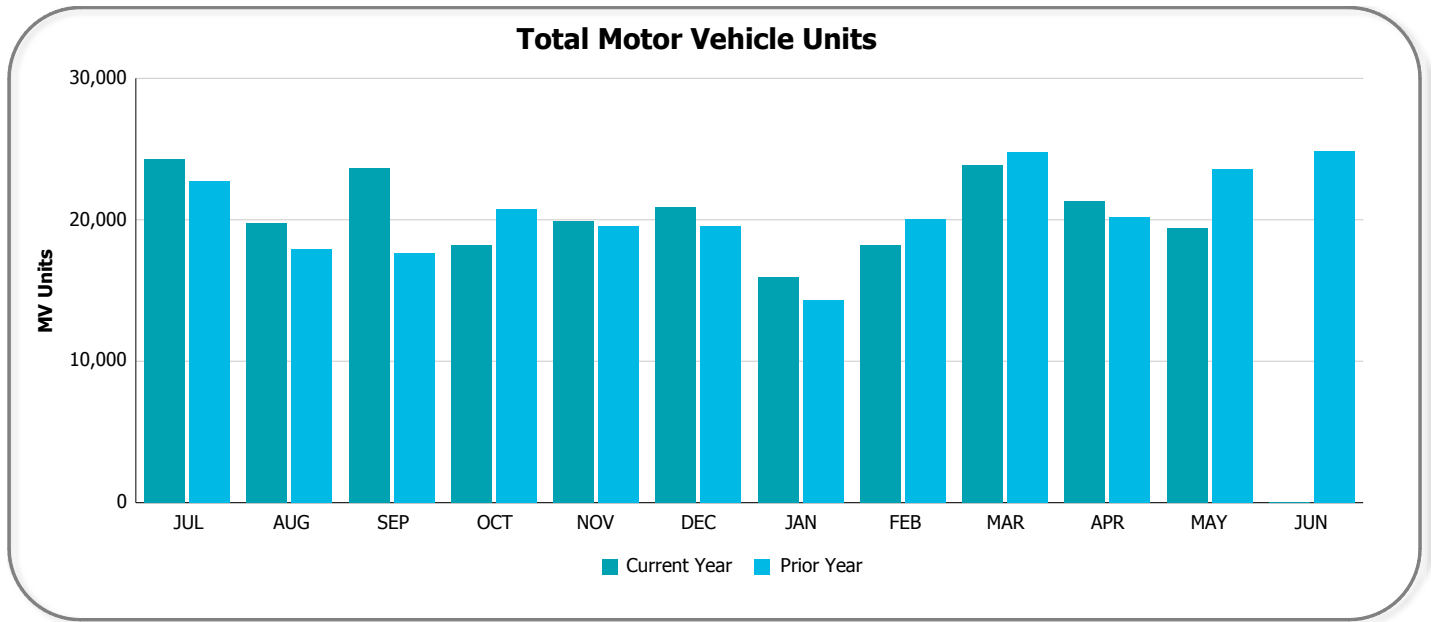
Total Trade in Tonnes

May 2019



Total Motor Vehicle Units

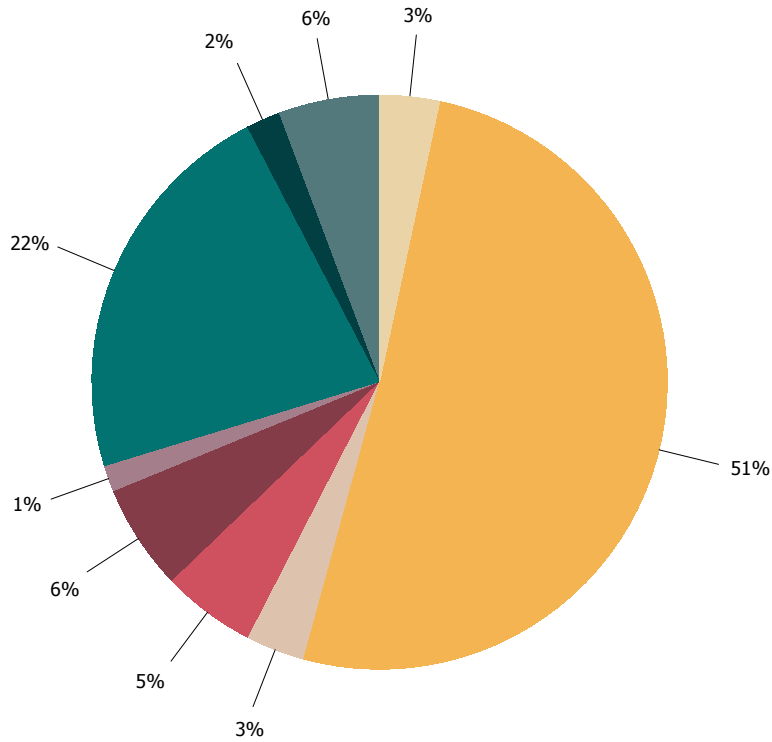
May 2019



Total Trade in Tonnes

May 2019

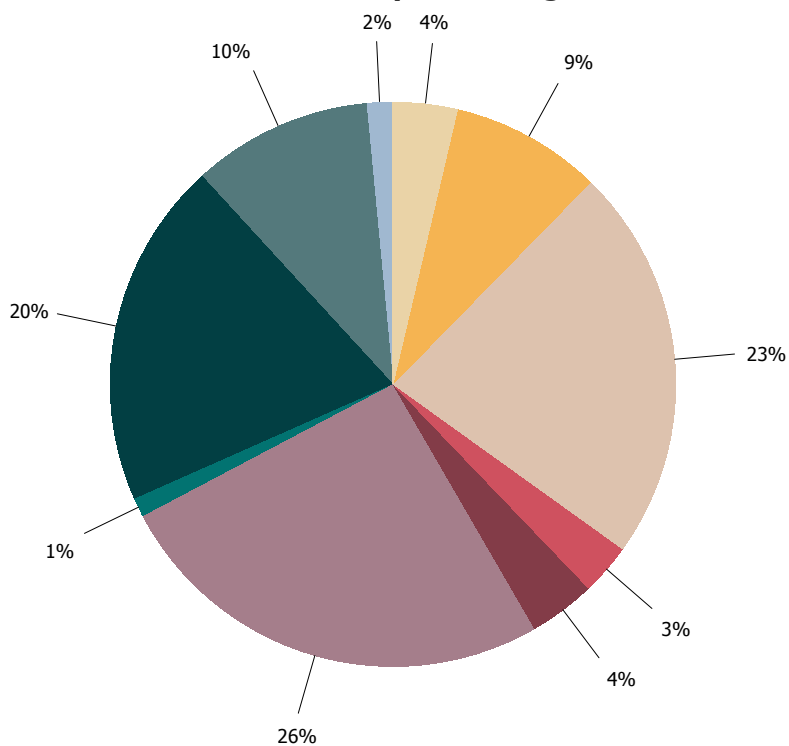
Export Rolling 12-months



Export Groups

- Agricultural Seeds
- Coal
- Cotton
- Iron & Steel
- Meat Products
- Mineral Ores & Sands
- Other
- Paper & Wood Pulp
- Refined Oil

Import Rolling 12-months



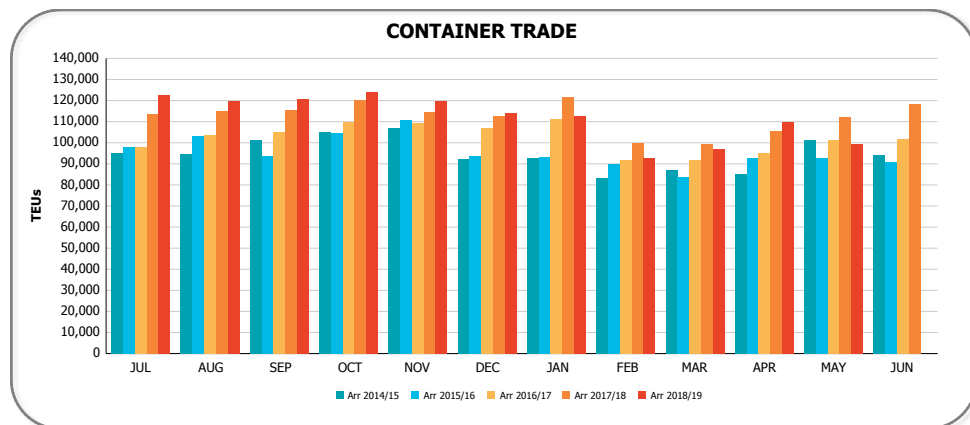
Import Groups

- Building Products
- Cement
- Crude Oil
- Fertiliser & Chemicals (Rural)
- Iron & Steel
- Other
- Paper & Wood Pulp
- Refined Oil
- Retail
- Timber

Container Trade in TEUs

May 2019

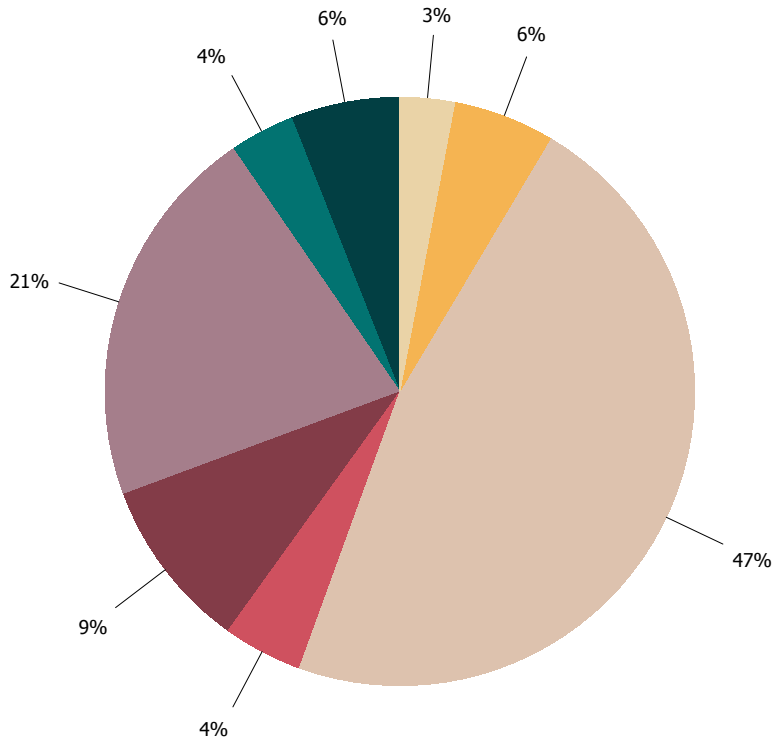
		Arr 2019/May	Arr 2018/May	Variance	Rolling 12 Months	PY Rolling 12 Months	Variance		
Import (Non-T'ship)	Teus	Empty	4,300	5,718	-1,418	65,564	63,375	2,188	
		Full	F.A.K.	3,173	4,885	-1,712	56,653	71,029	-14,376
			Household Items	4,628	6,218	-1,590	73,210	72,165	1,045
			Building Products	4,405	5,597	-1,192	62,030	60,712	1,318
			Electrical Equipment	4,673	5,724	-1,051	54,928	53,389	1,539
			Paper & Wood Pulp	2,162	1,642	520	24,123	21,567	2,556
			Iron & Steel	3,154	3,942	-788	41,744	44,647	-2,903
			Import Other	22,317	23,821	-1,504	293,204	286,490	6,713
			Total	44,512	51,829	-7,317	605,892	609,999	-4,107
		Total	48,812	57,547	-8,735	671,456	673,375	-1,919	
Export (Non-T'ship)	Teus	Empty	20,336	18,335	2,000	313,244	292,365	20,879	
		Full	Meat Products	5,521	5,828	-307	62,849	56,406	6,443
			Cotton	1,803	4,380	-2,577	37,021	34,575	2,446
			Paper & Wood Pulp	1,562	1,921	-359	23,773	24,653	-880
			Timber	4,518	3,675	843	39,983	34,809	5,174
			F.A.K.	1,125	2,725	-1,600	29,102	36,360	-7,258
			Agricultural Seeds	1,406	4,071	-2,665	19,926	40,927	-21,001
			Export Other	12,623	12,720	-97	140,511	130,056	10,455
			Total	28,558	35,320	-6,762	353,165	357,786	-4,621
		Total	48,894	53,655	-4,762	666,409	650,151	16,258	
TOTAL	Teus	Transhipped	1,628	1,116	512	13,001	9,624	3,377	
		Empty	24,636	24,053	582	378,808	355,740	23,067	
		Full	73,070	87,149	-14,079	959,057	967,785	-8,728	
		Total	99,334	112,318	-12,984	1,350,866	1,333,150	17,716	



Container Trade in TEUs

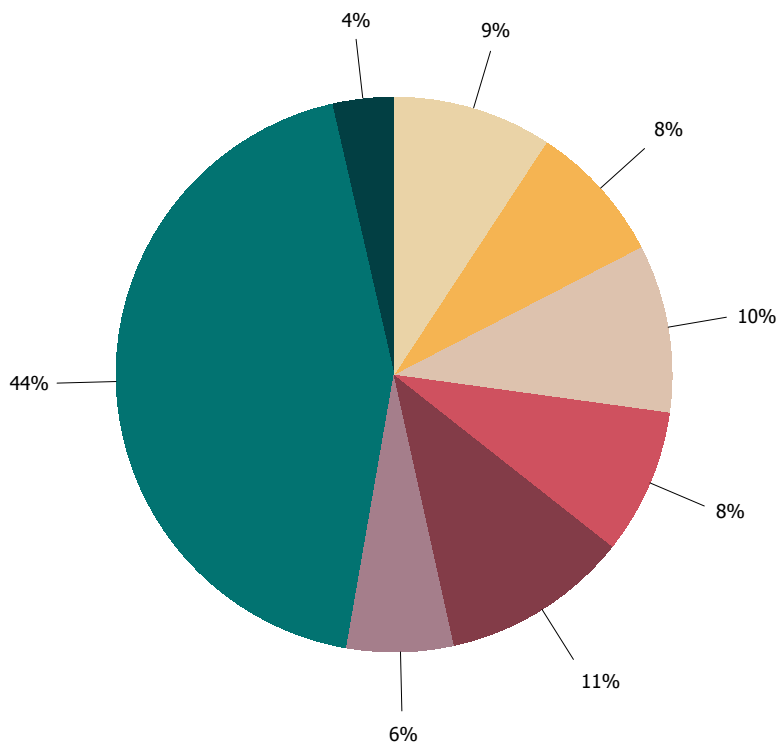
May 2019

Export Rolling 12-months



- Export Groups**
- Agricultural Seeds
 - Cotton
 - Empty
 - F.A.K.
 - Meat Products
 - Other
 - Paper & Wood Pulp
 - Timber

Import Rolling 12-months



- Import Groups**
- Building Products
 - Electrical Equipment
 - Empty
 - F.A.K.
 - Household Items
 - Iron & Steel
 - Other
 - Paper & Wood Pulp