

Monthly Trade Report

October 2019

Total Trade in Tonnes

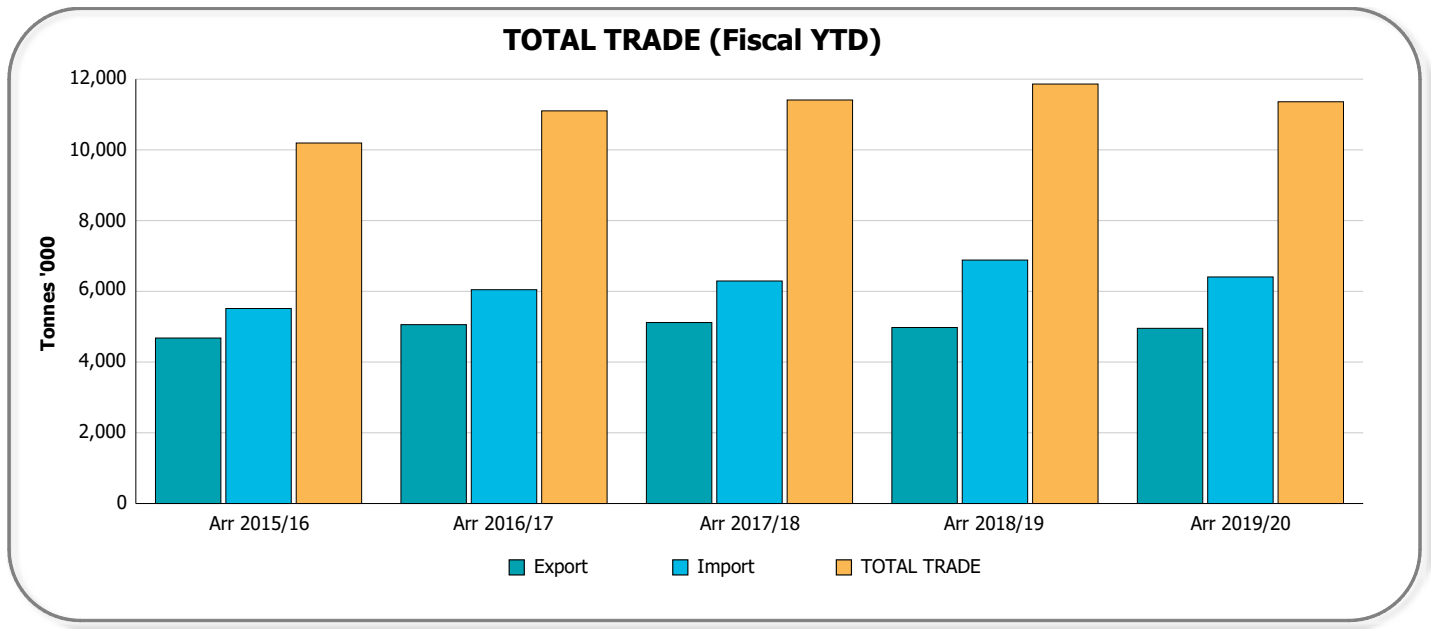
(Including containerised and non-containerised)

Oct 2019

		Arr 2019/Oct	Arr 2018/Oct	Variance	Rolling 12 Months	PY Rolling 12 Months	Variance
Import (Non-T'ship)	Crude Oil	370,662	371,139	-477	4,457,693	4,810,637	-352,945
	Refined Oil	218,400	418,643	-200,243	3,844,224	3,662,490	181,733
	Cement	109,660	105,688	3,972	1,659,385	1,716,771	-57,386
	Iron & Steel	55,853	69,921	-14,068	688,757	826,012	-137,255
	Building Products	64,995	66,821	-1,826	706,164	757,491	-51,326
	Timber	20,862	25,058	-4,195	264,469	338,737	-74,268
	Fertiliser & Chemicals (Rural)	39,719	46,514	-6,795	573,018	634,197	-61,179
	Paper & Wood Pulp	26,505	18,685	7,820	239,693	200,723	38,970
	Retail Group	171,859	210,822	-38,963	1,911,937	2,107,681	-195,744
	Dredging Sand	0	0	0	0	0	0
	Other	394,844	388,990	5,855	5,317,328	3,964,855	1,352,473
TOTAL	1,473,359	1,722,280	-248,921	19,662,669	19,019,595	643,074	
Export (Non-T'ship)	Coal	545,009	854,078	-309,069	6,568,346	7,279,596	-711,250
	Refined Oil	71,585	117,672	-46,088	757,244	650,584	106,660
	Agricultural Seeds	39,506	20,523	18,983	418,337	730,989	-312,652
	Cotton	14,528	23,754	-9,226	307,449	380,759	-73,310
	Meat Products	88,858	69,590	19,268	883,795	781,313	102,482
	Iron & Steel	70,269	66,399	3,869	761,678	670,534	91,144
	Paper & Wood Pulp	19,229	19,964	-735	272,359	271,772	587
	Mineral Ores & Sands	33,480	14,364	19,115	233,953	249,501	-15,548
	Other	273,479	211,678	61,801	2,929,852	3,177,165	-247,313
	TOTAL	1,172,372	1,402,514	-230,142	13,510,587	14,433,235	-922,648
	Total	Transhipped	32,601	17,719	14,882	349,653	341,051
Import		1,492,798	1,734,856	-242,058	19,823,379	19,177,274	646,105
Export		1,185,534	1,407,657	-222,123	13,699,529	14,616,607	-917,079
TOTAL TRADE		2,678,333	3,142,513	-464,181	33,522,908	33,793,881	-270,973
Total Motor Vehicle Units	19,966	18,191	1,775	237,761	277,233	-39,472	

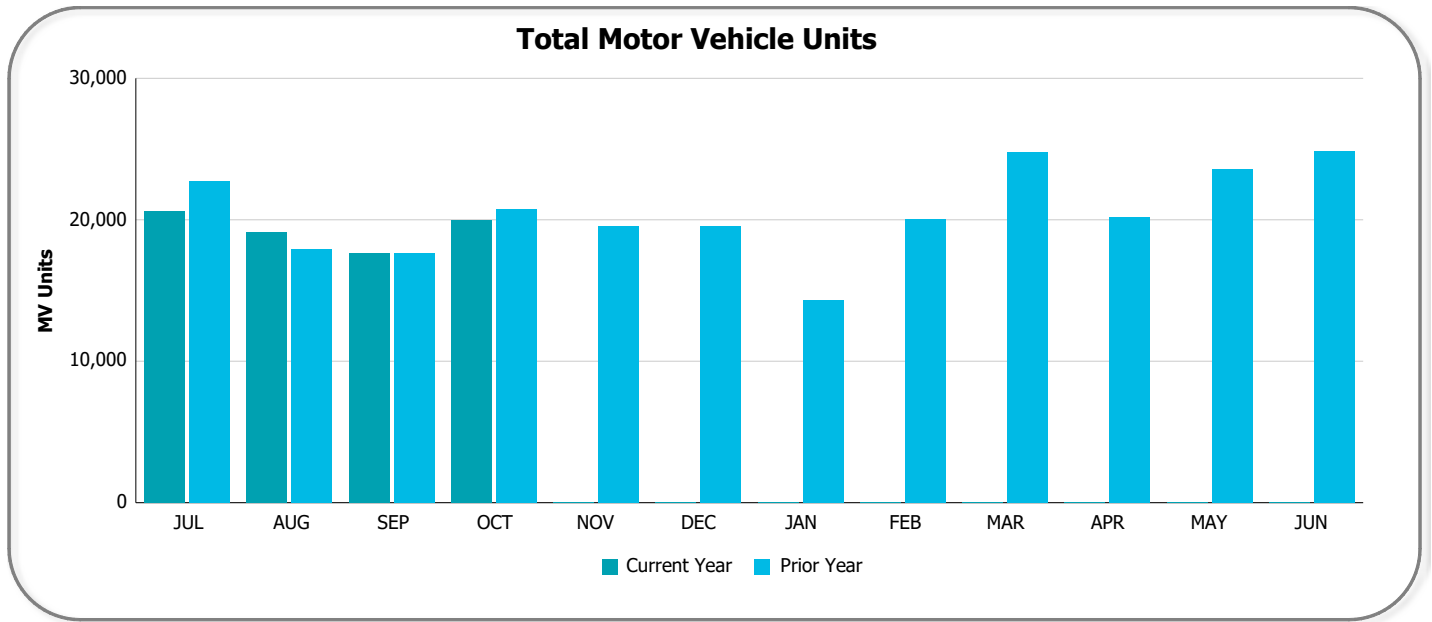
Total Trade in Tonnes

Oct 2019



Total Motor Vehicle Units

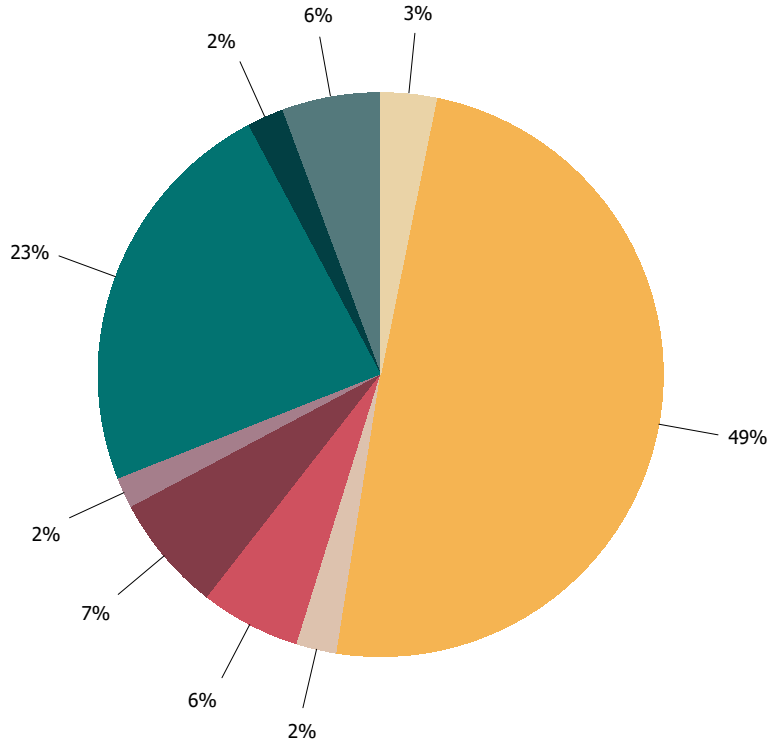
Oct 2019



Total Trade in Tonnes

Oct 2019

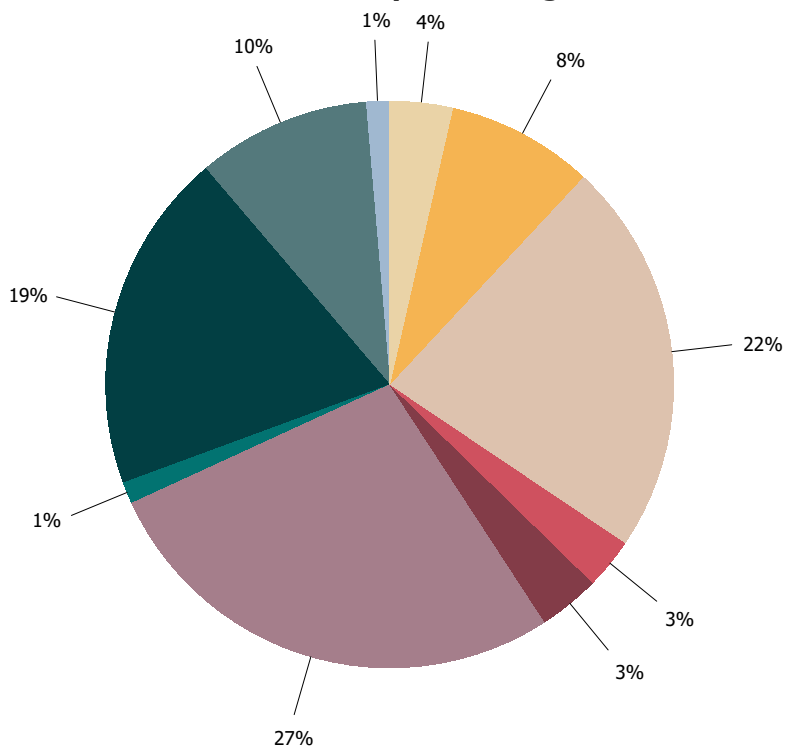
Export Rolling 12-months



Export Groups

- Agricultural Seeds
- Coal
- Cotton
- Iron & Steel
- Meat Products
- Mineral Ores & Sands
- Other
- Paper & Wood Pulp
- Refined Oil

Import Rolling 12-months



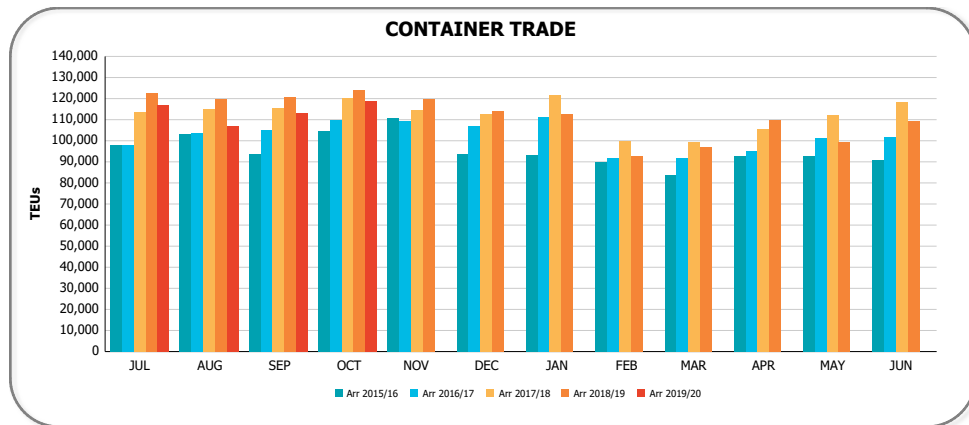
Import Groups

- Building Products
- Cement
- Crude Oil
- Fertiliser & Chemicals (Rural)
- Iron & Steel
- Other
- Paper & Wood Pulp
- Refined Oil
- Retail
- Timber

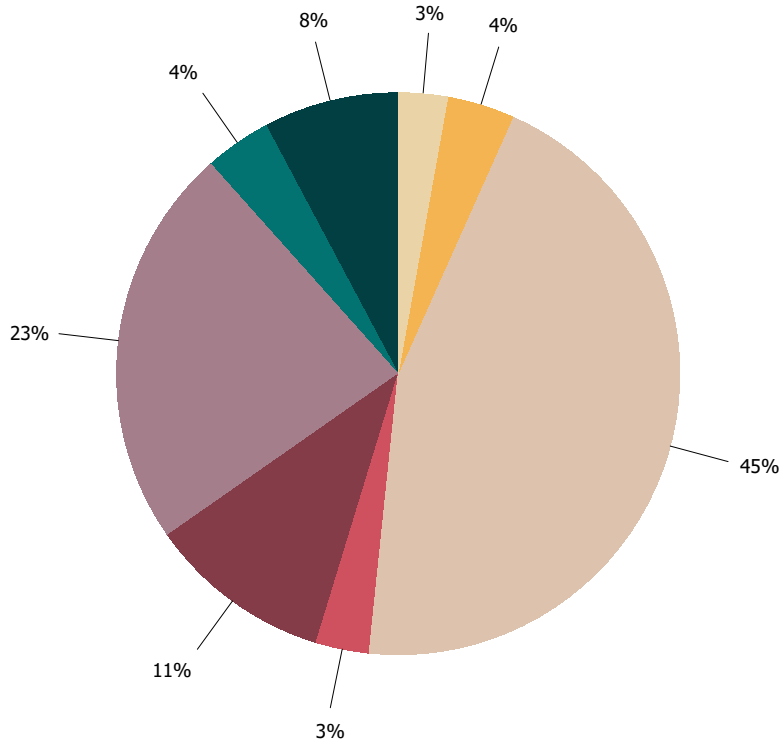
Container Trade in TEUs

Oct 2019

			Arr 2019/Oct	Arr 2018/Oct	Variance	Rolling 12 Months	PY Rolling 12 Months	Variance	
Import (Non-T'ship)	Teus	Empty	6,493	3,997	2,496	69,320	64,607	4,712	
		Full	F.A.K.	3,241	7,888	-4,647	45,053	69,742	-24,689
			Household Items	8,258	7,571	687	72,356	73,914	-1,558
			Building Products	5,683	5,942	-259	60,389	63,740	-3,351
			Electrical Equipment	4,894	4,549	345	52,314	55,834	-3,520
			Paper & Wood Pulp	2,976	2,064	912	26,719	21,861	4,858
			Iron & Steel	3,325	3,681	-356	39,200	44,819	-5,619
			Import Other	25,312	25,333	-21	287,868	291,951	-4,083
			Total	53,689	57,028	-3,339	583,899	621,861	-37,962
		Total	60,182	61,025	-843	653,219	686,469	-33,250	
Export (Non-T'ship)	Teus	Empty	25,687	35,774	-10,087	286,616	327,616	-40,999	
		Full	Meat Products	6,811	5,277	1,534	67,375	58,565	8,810
			Cotton	1,163	1,929	-766	24,619	30,502	-5,883
			Paper & Wood Pulp	1,707	1,791	-84	24,322	24,200	122
			Timber	5,232	3,018	2,214	49,608	37,537	12,071
			F.A.K.	1,191	2,426	-1,235	19,569	35,488	-15,919
			Agricultural Seeds	1,701	984	717	18,005	30,326	-12,321
			Export Other	13,103	11,338	1,765	147,333	132,591	14,742
			Total	30,908	26,763	4,145	350,831	349,209	1,622
		Total	56,595	62,537	-5,942	637,447	676,825	-39,378	
TOTAL	Teus	Transhipped	2,211	615	1,596	20,369	8,339	12,030	
		Empty	32,180	39,771	-7,590	355,936	392,223	-36,287	
		Full	84,597	83,791	805	934,730	971,071	-36,341	
		Total	118,988	124,177	-5,189	1,311,035	1,371,633	-60,598	

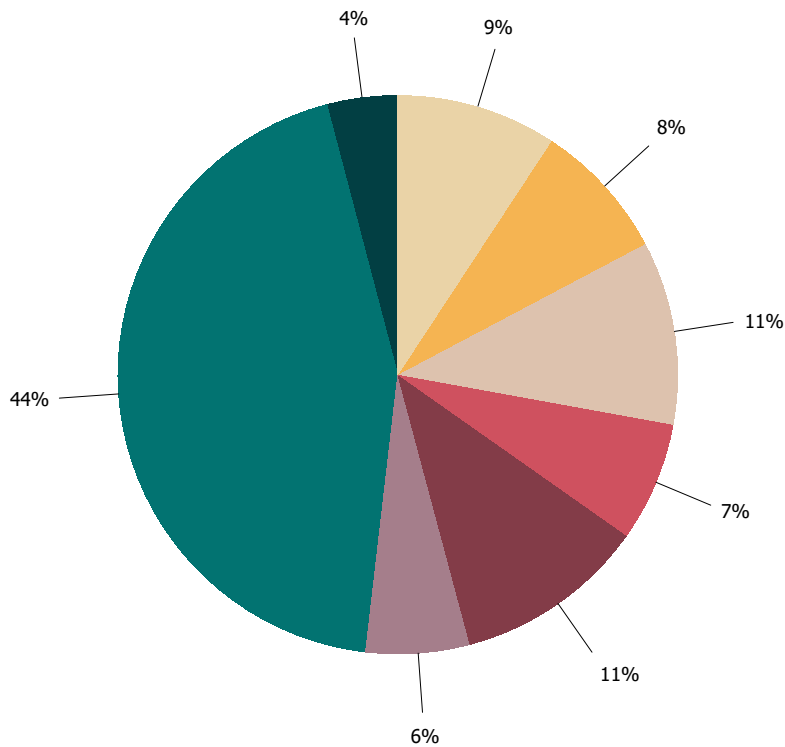


Export Rolling 12-months



- Export Groups**
- Agricultural Seeds
 - Cotton
 - Empty
 - F.A.K.
 - Meat Products
 - Other
 - Paper & Wood Pulp
 - Timber

Import Rolling 12-months



- Import Groups**
- Building Products
 - Electrical Equipment
 - Empty
 - F.A.K.
 - Household Items
 - Iron & Steel
 - Other
 - Paper & Wood Pulp