

Monthly Trade Report

December 2018

Total Trade in Tonnes

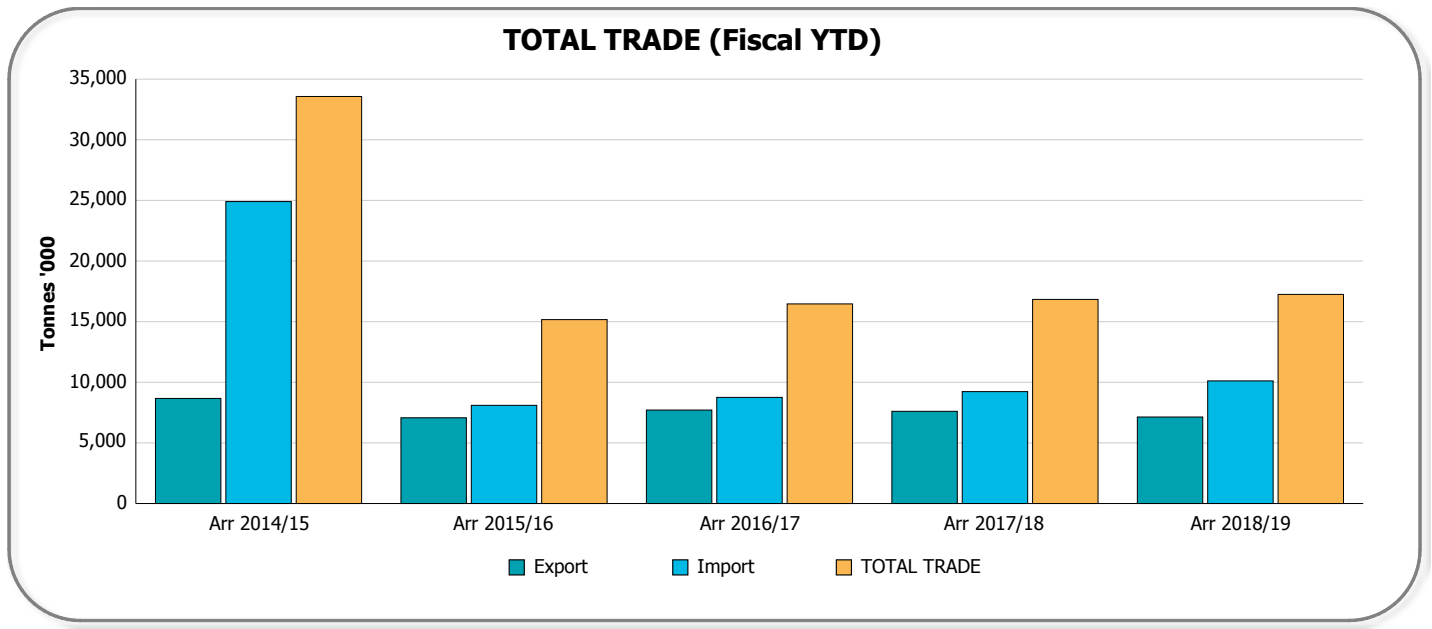
(Including containerised and non-containerised)

Dec 2018

		Arr 2018/Dec	Arr 2017/Dec	Variance	Rolling 12 Months	PY Rolling 12 Months	Variance
Import (Non-T'ship)	Crude Oil	393,434	441,374	-47,940	4,744,440	4,861,639	-117,200
	Refined Oil	321,976	285,866	36,111	3,693,838	3,553,000	140,838
	Cement	94,174	186,071	-91,897	1,799,324	1,749,944	49,380
	Iron & Steel	50,033	59,014	-8,981	835,410	766,628	68,782
	Building Products	55,046	51,182	3,864	763,672	703,440	60,232
	Timber	18,760	25,686	-6,926	331,242	309,643	21,599
	Fertiliser & Chemicals (Rural)	31,323	62,409	-31,086	653,734	724,615	-70,881
	Paper & Wood Pulp	17,640	10,771	6,870	204,191	205,817	-1,625
	Retail Group	168,371	201,404	-33,033	2,097,086	2,001,569	95,518
	Dredging Sand	0	0	0	0	22	-22
	Other	335,666	191,488	144,178	4,198,020	2,837,298	1,360,723
TOTAL	1,486,425	1,515,265	-28,841	19,320,958	17,713,615	1,607,343	
Export (Non-T'ship)	Coal	565,236	568,893	-3,657	7,092,686	7,152,660	-59,974
	Refined Oil	50,781	31,134	19,647	644,020	815,393	-171,372
	Agricultural Seeds	39,134	36,272	2,862	653,314	1,738,908	-1,085,594
	Cotton	25,095	6,394	18,701	419,547	430,107	-10,561
	Meat Products	76,305	64,240	12,066	796,805	740,018	56,787
	Iron & Steel	90,597	58,597	32,000	691,654	660,442	31,212
	Paper & Wood Pulp	23,806	25,831	-2,025	266,909	294,290	-27,381
	Mineral Ores & Sands	33,078	6,620	26,458	233,492	344,041	-110,549
	Other	236,861	256,596	-19,735	3,099,294	3,200,265	-100,971
	TOTAL	1,130,968	1,073,764	57,204	14,108,864	15,338,026	-1,229,161
Total	Transhipped	12,517	16,062	-3,545	325,954	519,586	-193,632
	Import	1,493,485	1,523,720	-30,235	19,467,554	17,938,695	1,528,859
	Export	1,136,425	1,081,371	55,054	14,288,223	15,632,532	-1,344,309
	TOTAL TRADE	2,629,910	2,605,091	24,819	33,755,776	33,571,227	184,550
Total Motor Vehicle Units	20,903	23,629	-2,726	270,887	264,496	6,391	

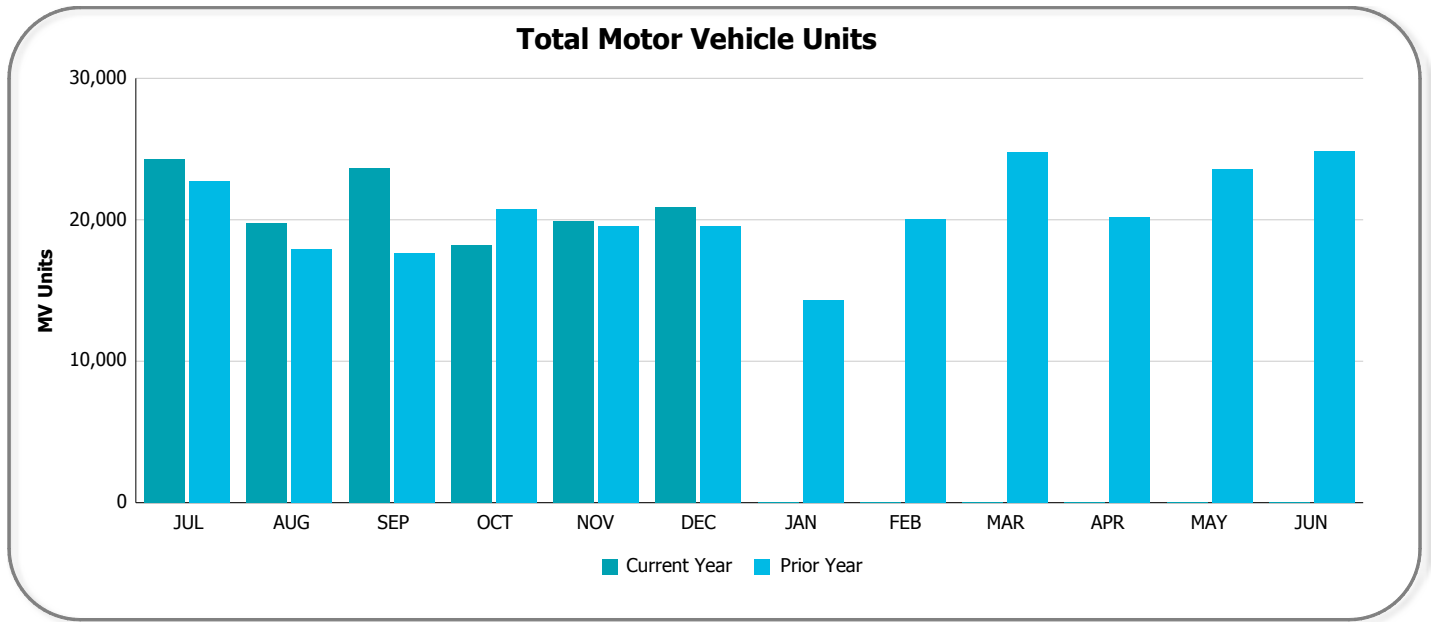
Total Trade in Tonnes

Dec 2018



Total Motor Vehicle Units

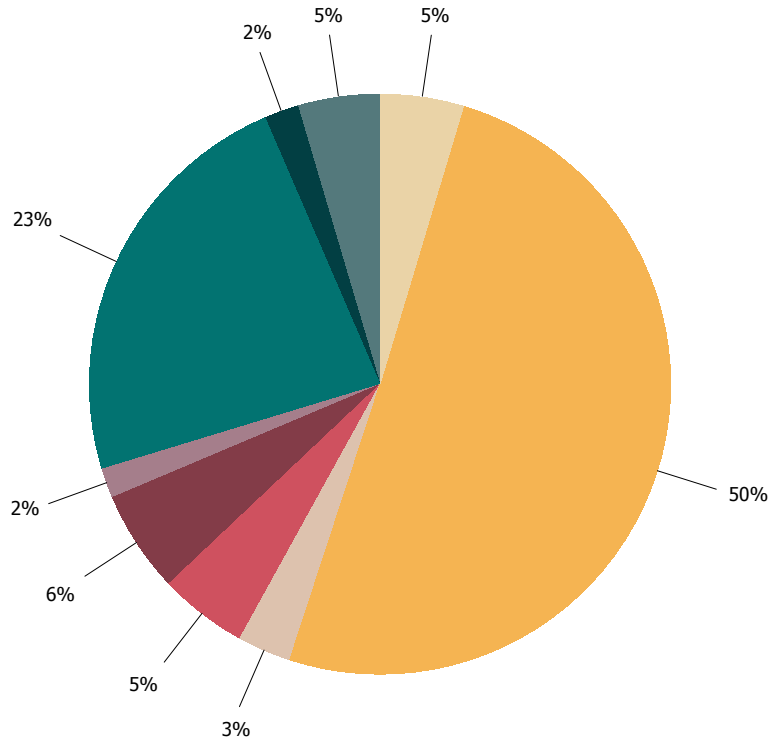
Dec 2018



Total Trade in Tonnes

Dec 2018

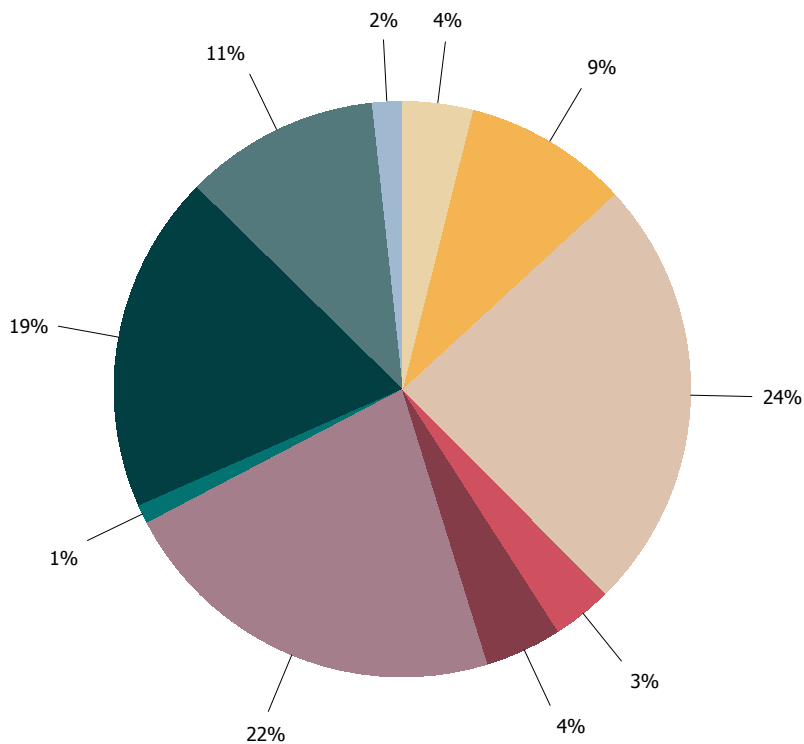
Export Rolling 12-months



Export Groups

- Agricultural Seeds
- Coal
- Cotton
- Iron & Steel
- Meat Products
- Mineral Ores & Sands
- Other
- Paper & Wood Pulp
- Refined Oil

Import Rolling 12-months



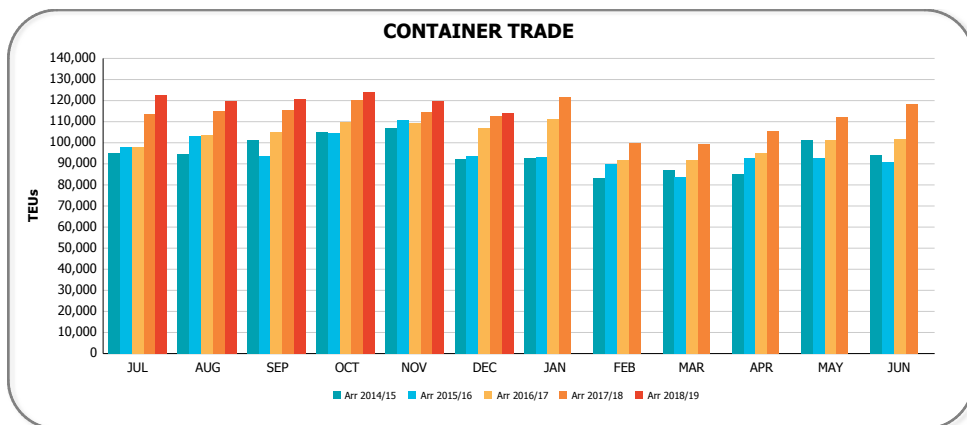
Import Groups

- Building Products
- Cement
- Crude Oil
- Fertiliser & Chemicals (Rural)
- Iron & Steel
- Other
- Paper & Wood Pulp
- Refined Oil
- Retail
- Timber

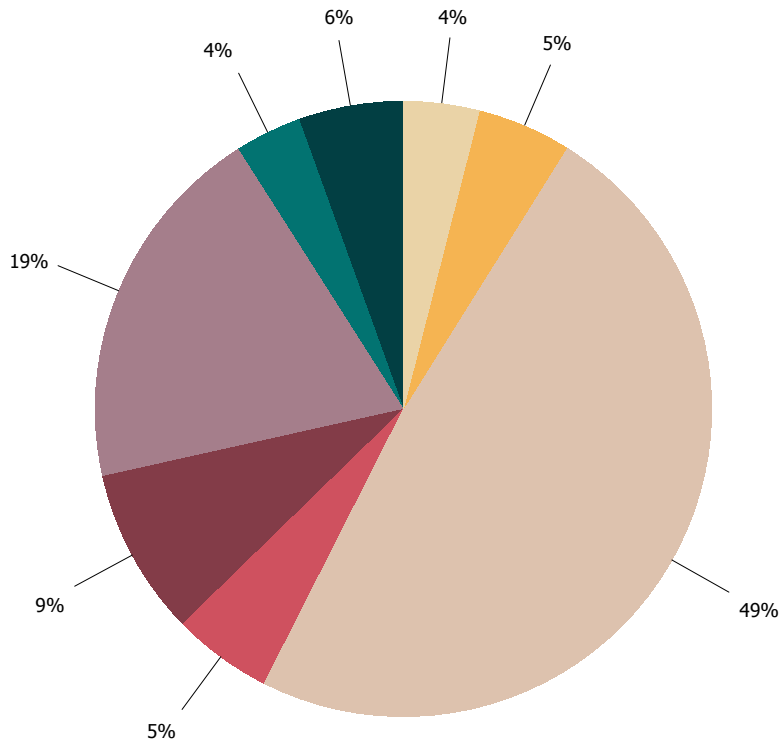
Container Trade in TEUs

Dec 2018

			Arr 2018/Dec	Arr 2017/Dec	Variance	Rolling 12 Months	PY Rolling 12 Months	Variance	
Import (Non-T'ship)	Teus	Empty	4,458	2,908	1,550	65,930	65,740	191	
		Full	F.A.K.	4,183	8,990	-4,807	65,674	66,226	-551
			Household Items	6,816	5,825	991	75,241	70,625	4,616
			Building Products	4,710	4,608	102	64,359	57,037	7,322
			Electrical Equipment	4,290	4,751	-461	55,752	47,566	8,186
			Paper & Wood Pulp	2,184	1,295	889	22,486	21,743	743
			Iron & Steel	3,107	2,910	197	44,819	41,655	3,163
			Import Other	23,579	22,887	692	293,167	275,024	18,142
			Total	48,870	51,266	-2,396	621,498	579,876	41,621
		Total	53,328	54,174	-846	687,428	645,616	41,812	
Export (Non-T'ship)	Teus	Empty	32,246	32,241	5	331,255	264,950	66,305	
		Full	Meat Products	5,721	4,760	961	59,980	54,534	5,446
			Cotton	2,020	514	1,506	33,613	34,736	-1,123
			Paper & Wood Pulp	2,180	2,246	-66	23,882	25,880	-1,998
			Timber	3,601	3,012	589	37,627	28,938	8,689
			F.A.K.	1,699	3,459	-1,760	35,760	36,455	-695
			Agricultural Seeds	1,755	1,661	94	27,060	54,162	-27,102
			Export Other	10,654	9,763	891	132,833	128,860	3,974
			Total	27,630	25,415	2,215	350,755	363,565	-12,810
		Total	59,876	57,656	2,220	682,010	628,515	53,495	
TOTAL	Teus	Transhipped	895	935	-40	8,538	10,968	-2,430	
		Empty	36,704	35,149	1,555	397,185	330,690	66,495	
		Full	76,500	76,681	-181	972,253	943,441	28,812	
		Total	114,099	112,765	1,333	1,377,976	1,285,099	92,877	

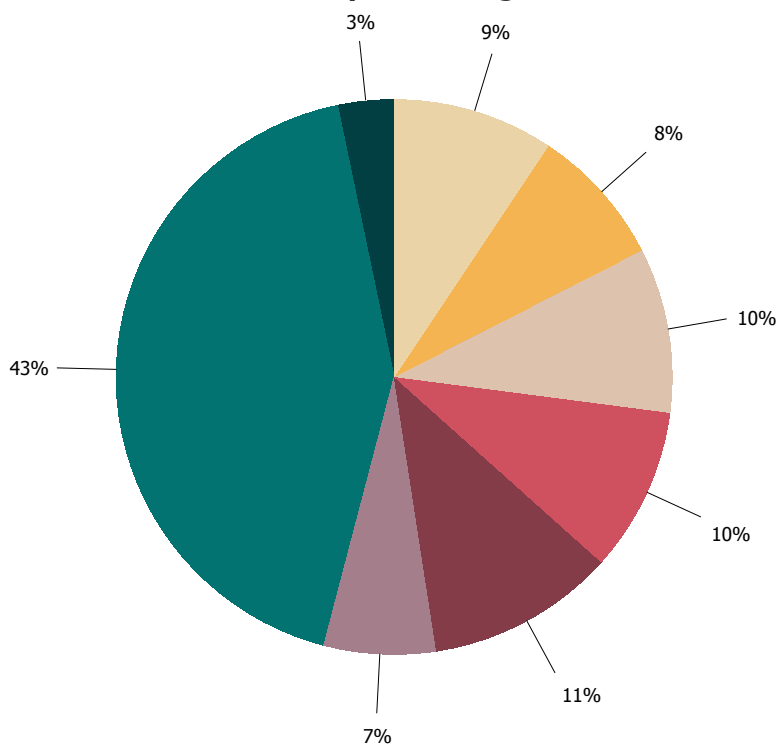


Export Rolling 12-months



- Export Groups**
- Agricultural Seeds
 - Cotton
 - Empty
 - F.A.K.
 - Meat Products
 - Other
 - Paper & Wood Pulp
 - Timber

Import Rolling 12-months



- Import Groups**
- Building Products
 - Electrical Equipment
 - Empty
 - F.A.K.
 - Household Items
 - Iron & Steel
 - Other
 - Paper & Wood Pulp