

Monthly Trade Report

January 2019

Total Trade in Tonnes

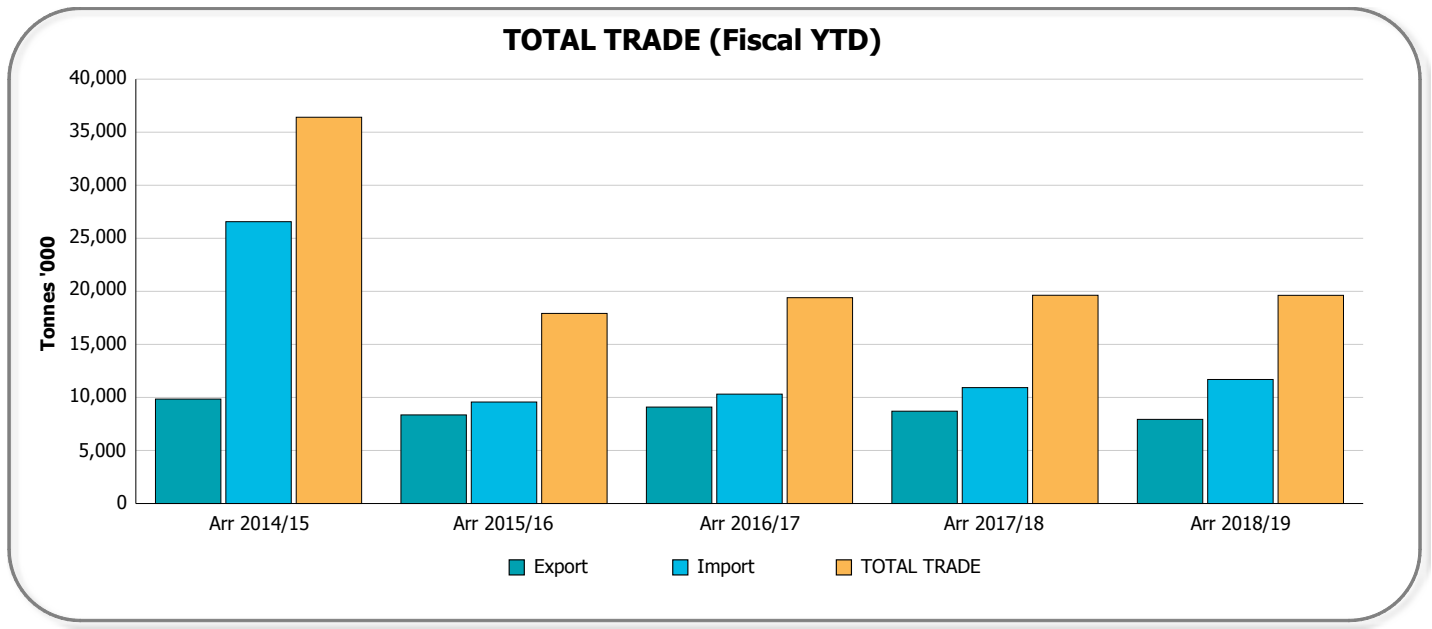
(Including containerised and non-containerised)

Jan 2019

		Arr 2019/Jan	Arr 2018/Jan	Variance	Rolling 12 Months	PY Rolling 12 Months	Variance
Import (Non-T'ship)	Crude Oil	432,537	519,440	-86,902	4,657,537	4,960,853	-303,315
	Refined Oil	267,830	279,159	-11,328	3,682,510	3,522,674	159,836
	Cement	34,446	121,952	-87,506	1,711,819	1,666,889	44,929
	Iron & Steel	57,325	85,730	-28,405	807,005	781,498	25,507
	Building Products	65,424	72,949	-7,525	756,148	704,405	51,742
	Timber	24,223	29,798	-5,575	325,667	308,477	17,190
	Fertiliser & Chemicals (Rural)	65,433	65,268	166	653,899	762,901	-109,002
	Paper & Wood Pulp	17,570	18,814	-1,244	202,947	207,730	-4,783
	Retail Group	173,156	181,468	-8,312	2,088,774	2,019,382	69,392
	Dredging Sand	0	0	0	0	22	-22
	Other	434,200	314,190	120,010	4,319,046	2,928,497	1,390,549
TOTAL	1,572,145	1,688,766	-116,621	19,205,353	17,863,328	1,342,024	
Export (Non-T'ship)	Coal	353,601	622,474	-268,872	6,823,814	7,252,532	-428,718
	Refined Oil	39,480	51,725	-12,245	631,775	766,572	-134,797
	Agricultural Seeds	53,323	59,791	-6,468	646,846	1,428,657	-781,811
	Cotton	24,698	2,536	22,162	441,709	423,904	17,804
	Meat Products	38,560	34,312	4,248	801,053	740,712	60,341
	Iron & Steel	51,826	18,589	33,237	724,891	628,095	96,796
	Paper & Wood Pulp	24,745	23,638	1,107	268,016	286,361	-18,345
	Mineral Ores & Sands	9,004	1,722	7,282	240,775	315,700	-74,925
	Other	173,485	235,382	-61,897	3,037,398	3,197,223	-159,825
	TOTAL	790,685	1,092,329	-301,644	13,807,220	15,087,195	-1,279,975
Total	Transhipped	11,417	14,099	-2,682	323,253	476,792	-153,539
	Import	1,578,012	1,696,513	-118,501	19,350,068	18,078,426	1,271,642
	Export	796,236	1,098,681	-302,446	13,985,758	15,348,890	-1,363,132
	TOTAL TRADE	2,374,248	2,795,195	-420,947	33,335,826	33,427,316	-91,490
Total Motor Vehicle Units	16,442	16,413	29	270,916	266,611	4,305	

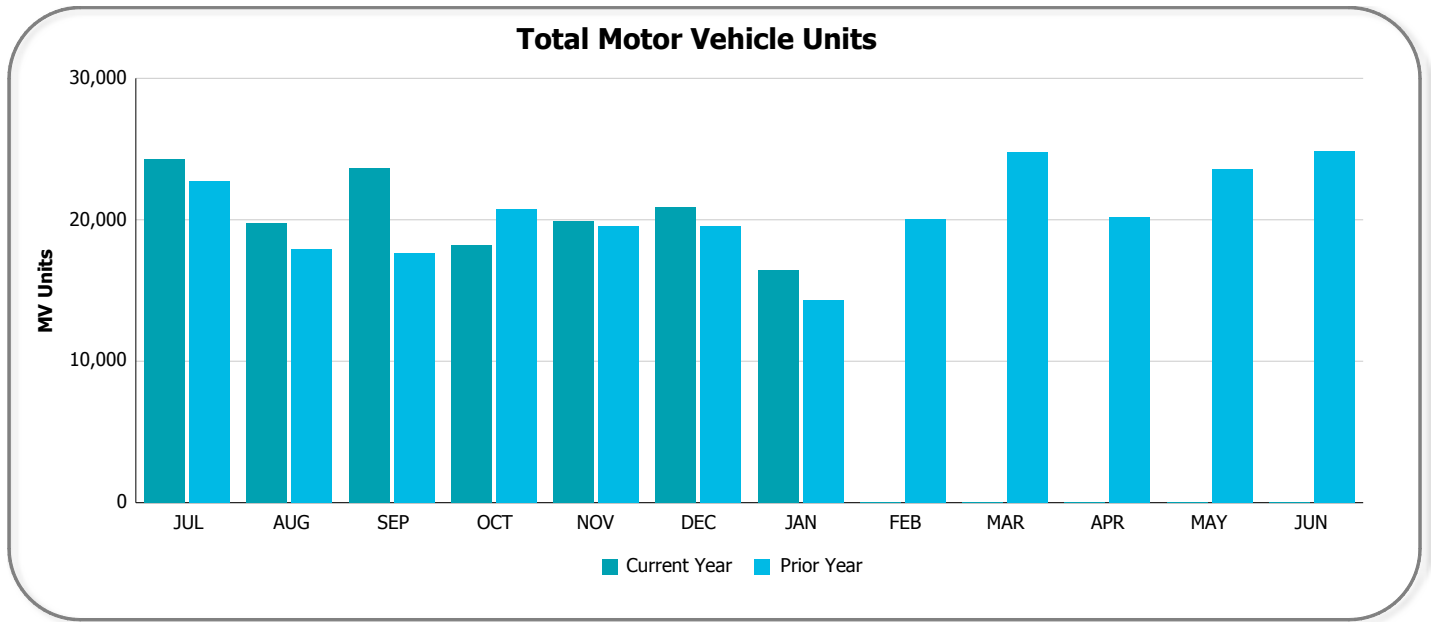
Total Trade in Tonnes

Jan 2019



Total Motor Vehicle Units

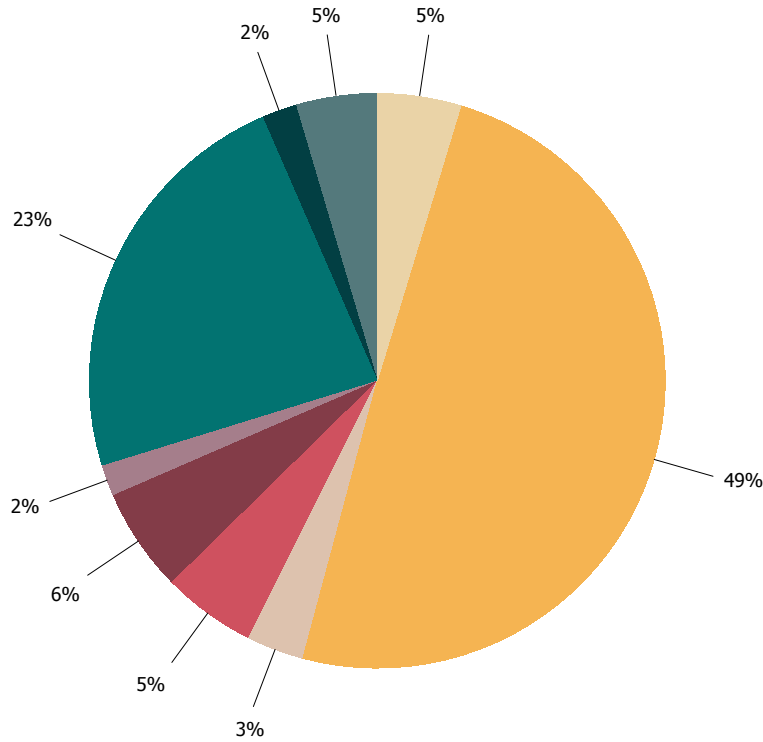
Jan 2019



Total Trade in Tonnes

Jan 2019

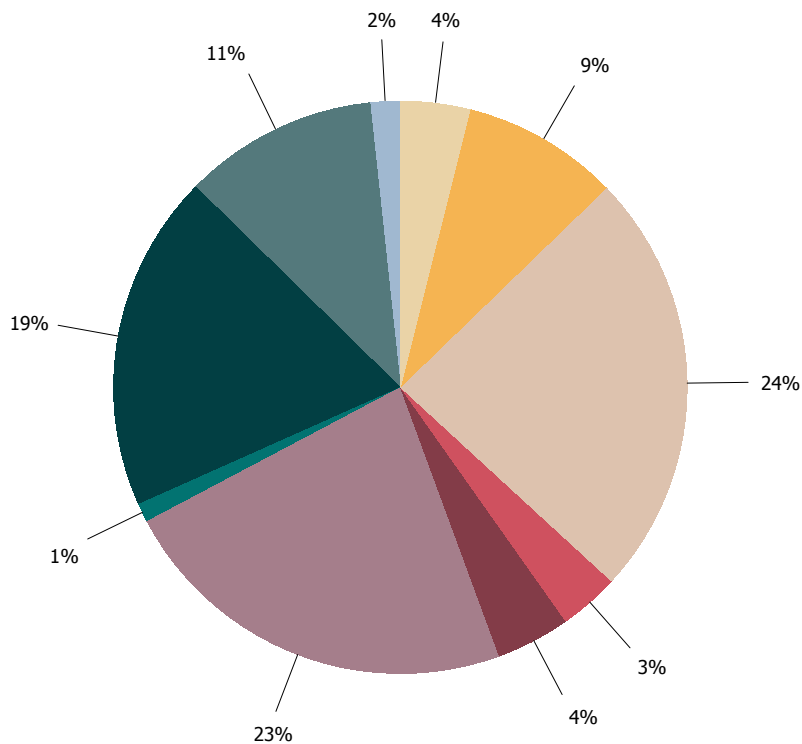
Export Rolling 12-months



Export Groups

- Agricultural Seeds
- Coal
- Cotton
- Iron & Steel
- Meat Products
- Mineral Ores & Sands
- Other
- Paper & Wood Pulp
- Refined Oil

Import Rolling 12-months



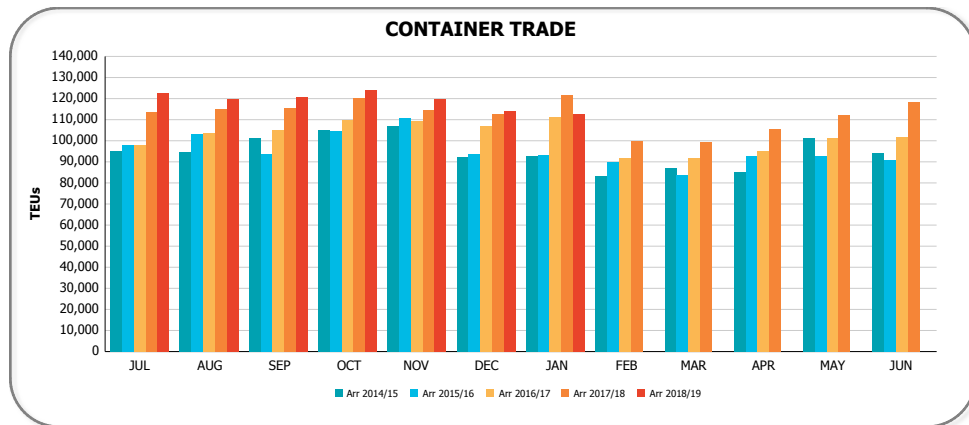
Import Groups

- Building Products
- Cement
- Crude Oil
- Fertiliser & Chemicals (Rural)
- Iron & Steel
- Other
- Paper & Wood Pulp
- Refined Oil
- Retail
- Timber

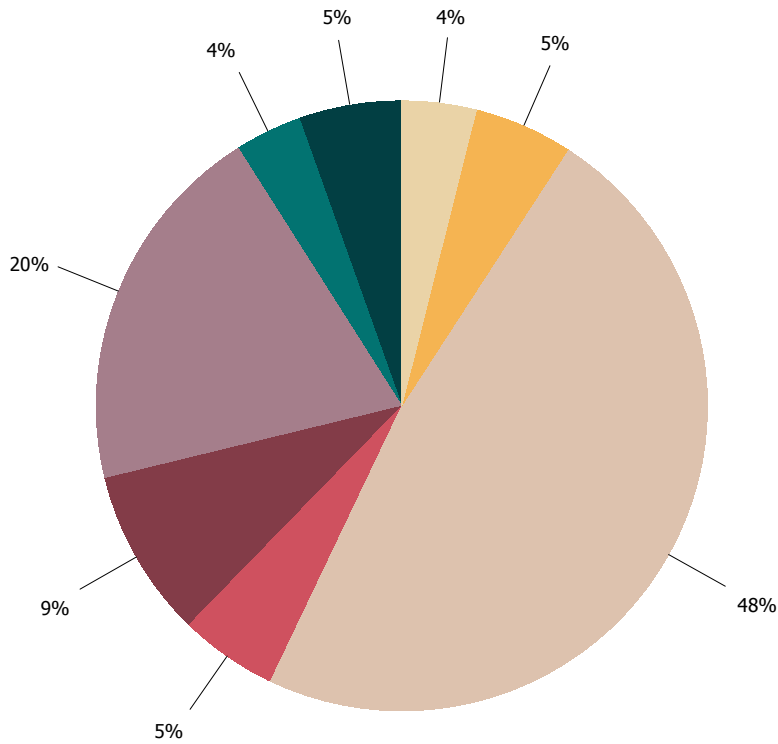
Container Trade in TEUs

Jan 2019

			Arr 2019/Jan	Arr 2018/Jan	Variance	Rolling 12 Months	PY Rolling 12 Months	Variance	
Import (Non-T'ship)	Teus	Empty	4,955	4,046	909	66,840	64,735	2,105	
		Full	F.A.K.	4,643	6,690	-2,047	63,627	67,160	-3,532
			Household Items	6,535	6,882	-347	74,894	71,467	3,427
			Building Products	5,585	5,888	-303	64,056	57,179	6,877
			Electrical Equipment	4,781	4,887	-106	55,646	48,704	6,942
			Paper & Wood Pulp	1,980	1,933	47	22,533	21,984	549
			Iron & Steel	3,716	4,218	-502	44,317	41,938	2,379
			Import Other	26,554	27,205	-651	292,515	278,319	14,196
			Total	53,794	57,703	-3,909	617,589	586,751	30,838
		Total	58,749	61,749	-3,000	684,428	651,486	32,942	
Export (Non-T'ship)	Teus	Empty	32,104	39,448	-7,345	323,910	274,643	49,266	
		Full	Meat Products	2,999	2,678	321	60,301	54,658	5,643
			Cotton	1,940	210	1,730	35,343	34,244	1,099
			Paper & Wood Pulp	2,137	2,089	48	23,930	25,279	-1,349
			Timber	1,680	2,428	-748	36,879	29,933	6,946
			F.A.K.	1,253	1,939	-686	35,074	36,167	-1,093
			Agricultural Seeds	1,704	2,222	-518	26,542	49,544	-23,002
			Export Other	9,396	8,371	1,025	133,858	128,786	5,073
			Total	21,109	19,937	1,172	351,927	358,611	-6,684
		Total	53,212	59,385	-6,173	675,837	633,254	42,583	
TOTAL	Teus	Transhipped	929	735	194	8,732	11,041	-2,309	
		Empty	37,058	43,494	-6,436	390,749	339,378	51,371	
		Full	74,903	77,640	-2,737	969,516	945,362	24,154	
		Total	112,891	121,869	-8,979	1,368,997	1,295,781	73,216	

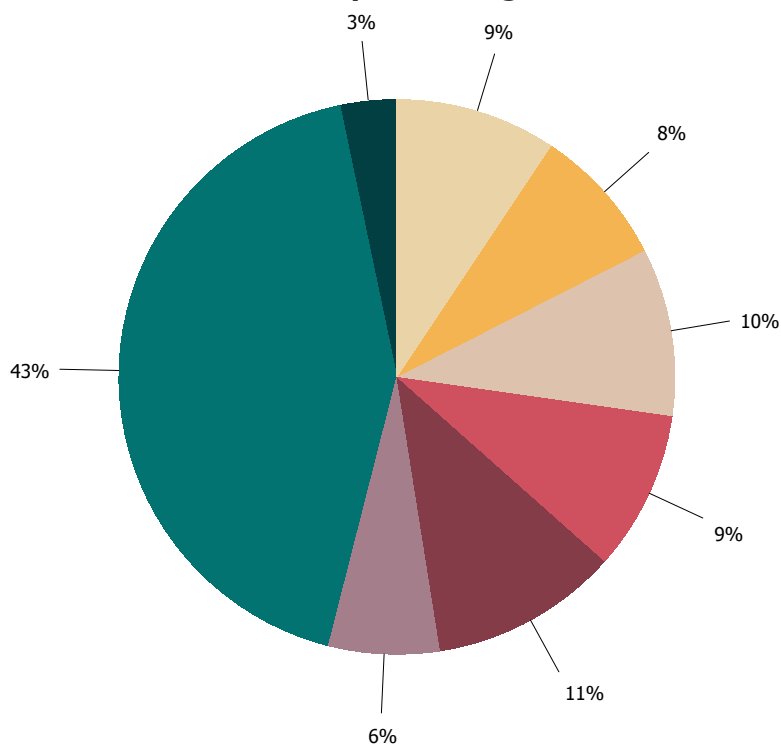


Export Rolling 12-months



- Export Groups**
- Agricultural Seeds
 - Cotton
 - Empty
 - F.A.K.
 - Meat Products
 - Other
 - Paper & Wood Pulp
 - Timber

Import Rolling 12-months



- Import Groups**
- Building Products
 - Electrical Equipment
 - Empty
 - F.A.K.
 - Household Items
 - Iron & Steel
 - Other
 - Paper & Wood Pulp