

Monthly Trade Report

January 2018

Total Trade in Tonnes

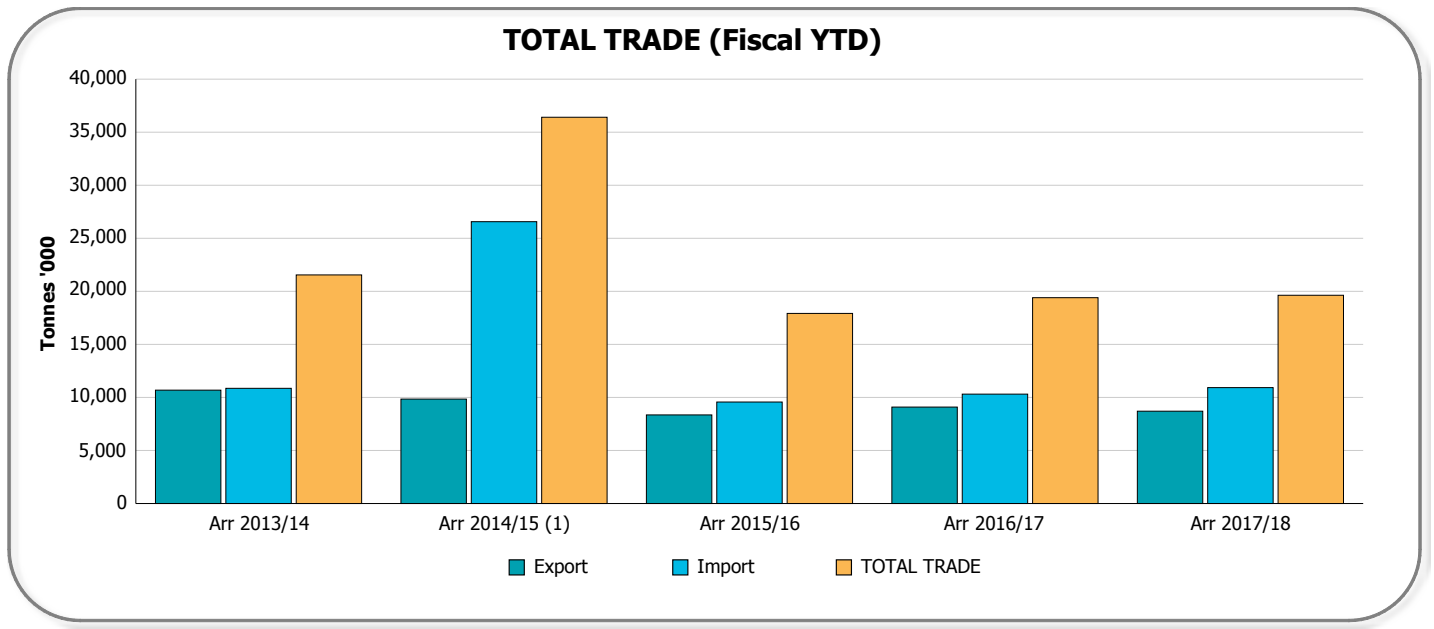
(Including containerised and non-containerised)

Jan 2018

		Arr 2018/Jan	Arr 2017/Jan	Variance	Rolling 12 Months	PY Rolling 12 Months	Variance
Import (Non-T'ship)	Crude Oil (1)	519,440	420,226	99,213	4,960,853	4,960,784	68
	Refined Oil	279,159	309,485	-30,326	3,522,674	3,190,728	331,945
	Cement	121,952	205,007	-83,055	1,666,889	1,753,665	-86,776
	Iron & Steel	85,730	70,860	14,870	781,498	680,012	101,486
	Building Products	72,949	71,983	965	704,405	693,966	10,439
	Timber	29,798	30,964	-1,166	308,477	309,621	-1,144
	Fertiliser & Chemicals (Rural)	65,268	26,981	38,286	762,901	652,924	109,978
	Paper & Wood Pulp	18,814	16,901	1,914	207,730	232,721	-24,990
	Retail Group	181,468	163,655	17,813	2,019,382	1,739,759	279,623
	Dredging Sand (2)	0	0	0	22	0	22
	Other	314,190	222,991	91,199	2,928,497	2,665,711	262,786
TOTAL	1,688,766	1,539,053	149,713	17,863,328	16,879,890	983,438	
Export (Non-T'ship)	Coal	622,474	522,602	99,872	7,252,532	6,618,560	633,972
	Refined Oil (1)	51,725	100,546	-48,821	766,572	769,242	-2,670
	Agricultural Seeds	59,791	370,041	-310,251	1,428,657	2,045,797	-617,140
	Cotton	2,536	8,739	-6,203	423,904	344,998	78,906
	Meat Products	34,312	33,618	694	740,712	748,992	-8,280
	Iron & Steel	18,589	50,937	-32,348	628,095	595,866	32,229
	Paper & Wood Pulp	23,638	31,567	-7,929	286,361	287,931	-1,570
	Mineral Ores & Sands	1,722	30,063	-28,341	315,700	254,762	60,938
	Other	235,322	238,424	-3,102	3,197,163	2,976,586	220,577
	TOTAL	1,092,269	1,343,159	-250,890	15,087,135	14,528,266	558,869
Total	Transhipped	14,039	56,893	-42,854	476,732	244,908	231,825
	Import	1,696,513	1,556,782	139,732	18,078,426	16,986,617	1,091,809
	Export	1,098,561	1,382,323	-283,762	15,348,770	14,666,448	682,322
	TOTAL TRADE	2,795,075	2,939,105	-144,031	33,427,196	31,653,064	1,774,132
Total Motor Vehicle Units	16,413	14,298	2,115	266,611	235,242	31,369	

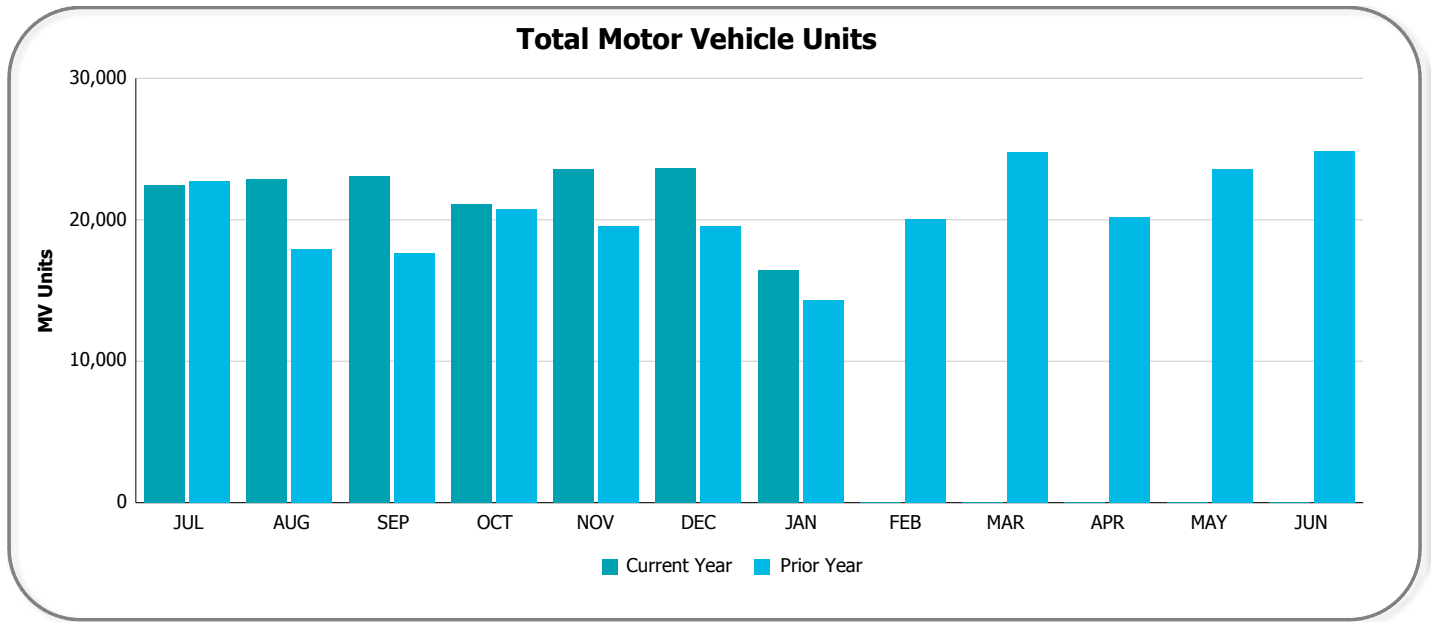
Total Trade in Tonnes

Jan 2018



Total Motor Vehicle Units

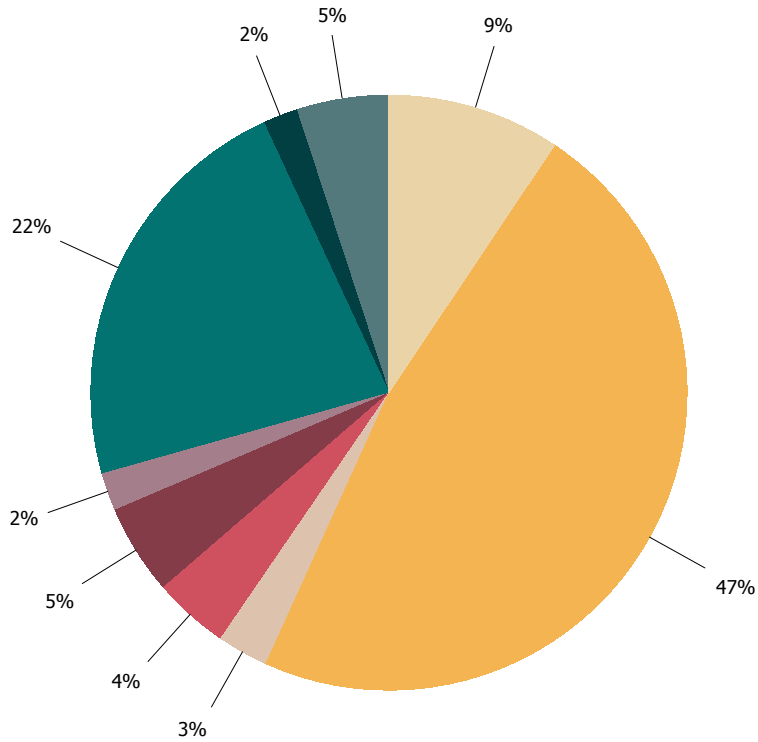
Jan 2018



Total Trade in Tonnes

Jan 2018

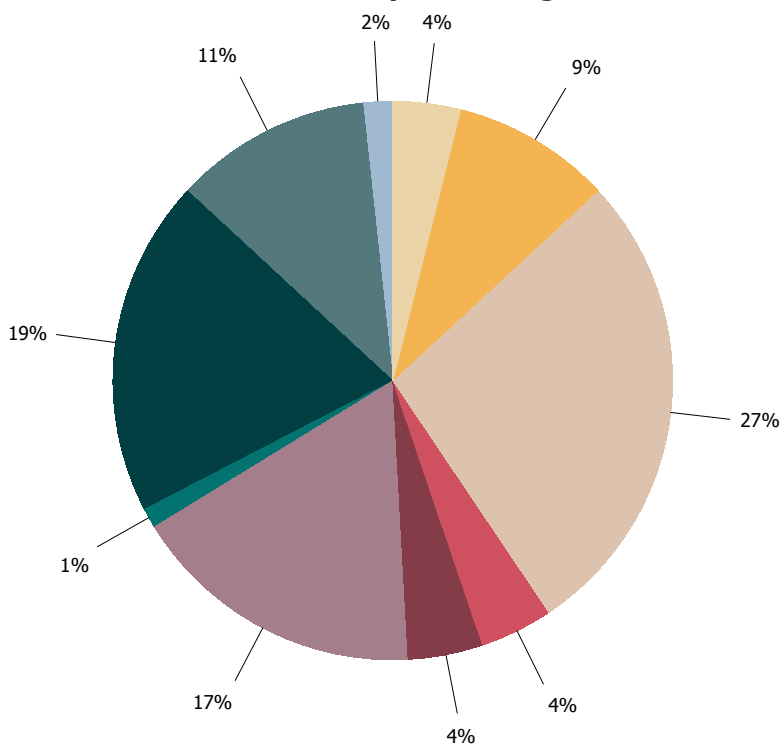
Export Rolling 12-months



Export Groups

- Agricultural Seeds
- Coal
- Cotton
- Iron & Steel
- Meat Products
- Mineral Ores & Sands
- Other
- Paper & Wood Pulp
- Refined Oil

Import Rolling 12-months



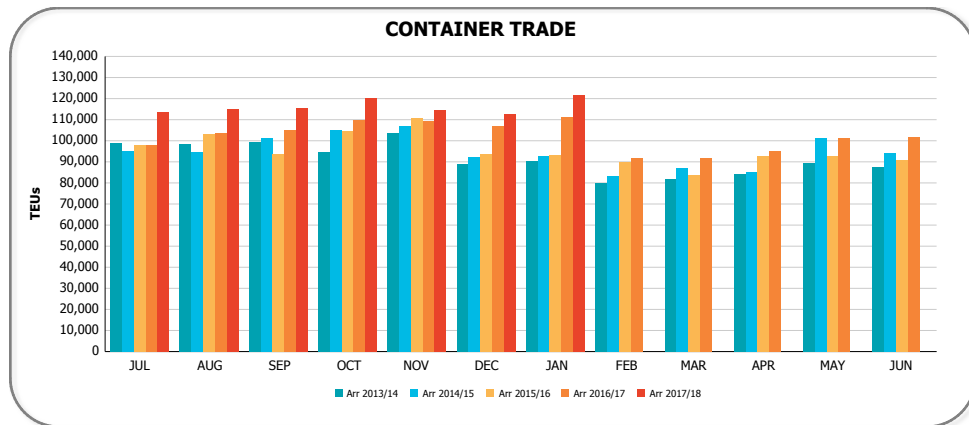
Import Groups

- Building Products
- Cement
- Crude Oil
- Fertiliser & Chemicals (Rural)
- Iron & Steel
- Other
- Paper & Wood Pulp
- Refined Oil
- Retail
- Timber

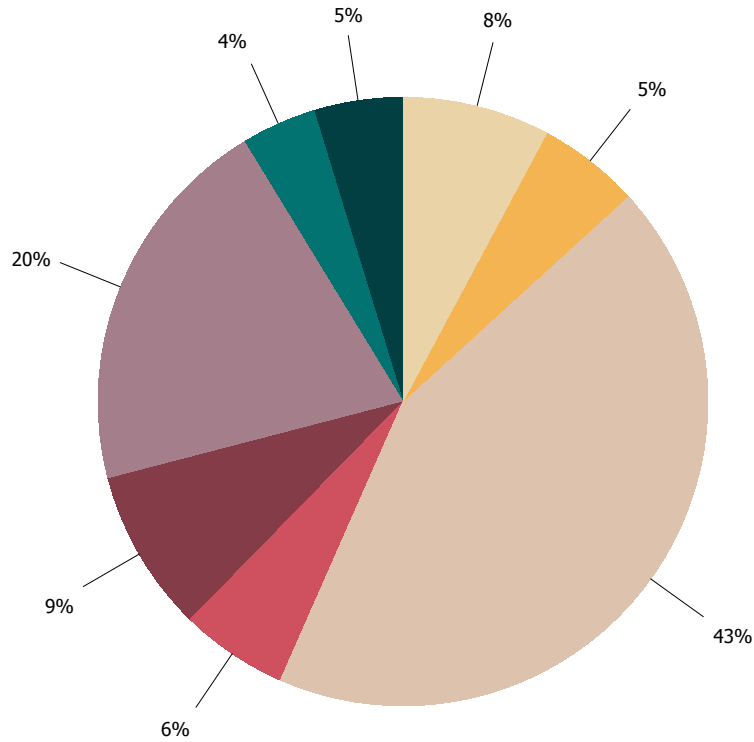
Container Trade in TEUs

Jan 2018

			Arr 2018/Jan	Arr 2017/Jan	Variance	Rolling 12 Months	PY Rolling 12 Months	Variance	
Import (Non-T'ship)	Teus	Empty	4,046	5,051	-1,005	64,735	72,058	-7,324	
		Full	F.A.K.	6,690	5,756	934	67,160	50,572	16,588
			Household Items	6,882	6,040	842	71,467	67,620	3,847
			Building Products	5,888	5,746	142	57,179	55,035	2,144
			Electrical Equipment	4,887	3,749	1,138	48,704	39,589	9,115
			Paper & Wood Pulp	1,933	1,692	241	21,984	23,556	-1,572
			Iron & Steel	4,218	3,935	283	41,938	38,015	3,924
			Import Other	27,205	23,910	3,295	278,319	255,077	23,242
			Total	57,703	50,828	6,875	586,751	529,464	57,287
		Total	61,749	55,879	5,870	651,486	601,522	49,964	
Export (Non-T'ship)	Teus	Empty	39,448	29,755	9,694	274,643	253,094	21,550	
		Full	Meat Products	2,678	2,554	124	54,658	55,107	-449
			Cotton	210	702	-492	34,244	27,817	6,427
			Paper & Wood Pulp	2,089	2,690	-601	25,279	25,273	6
			Timber	2,428	1,433	995	29,933	14,799	15,134
			F.A.K.	1,960	2,227	-267	36,188	30,406	5,782
			Agricultural Seeds	2,222	6,840	-4,618	49,544	52,621	-3,077
			Export Other	8,371	8,445	-74	128,786	121,983	6,803
			Total	19,958	24,891	-4,933	358,632	328,006	30,626
		Total	59,406	54,646	4,760	633,275	581,100	52,176	
TOTAL	Teus	Transhipped	714	662	52	11,020	10,498	522	
		Empty	43,494	34,806	8,688	339,378	325,152	14,226	
		Full	77,661	75,719	1,942	945,383	857,470	87,913	
		Total	121,869	111,187	10,682	1,295,781	1,193,120	102,661	

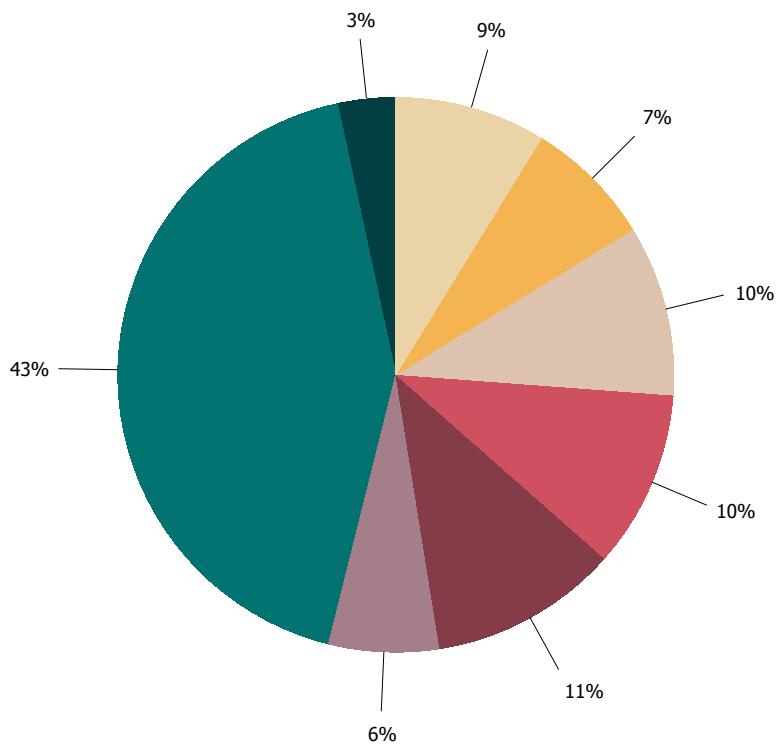


Export Rolling 12-months



- Export Groups**
- Agricultural Seeds
 - Cotton
 - Empty
 - F.A.K.
 - Meat Products
 - Other
 - Paper & Wood Pulp
 - Timber

Import Rolling 12-months



- Import Groups**
- Building Products
 - Electrical Equipment
 - Empty
 - F.A.K.
 - Household Items
 - Iron & Steel
 - Other
 - Paper & Wood Pulp