

Monthly Trade Report

July 2020

Total Trade in Tonnes

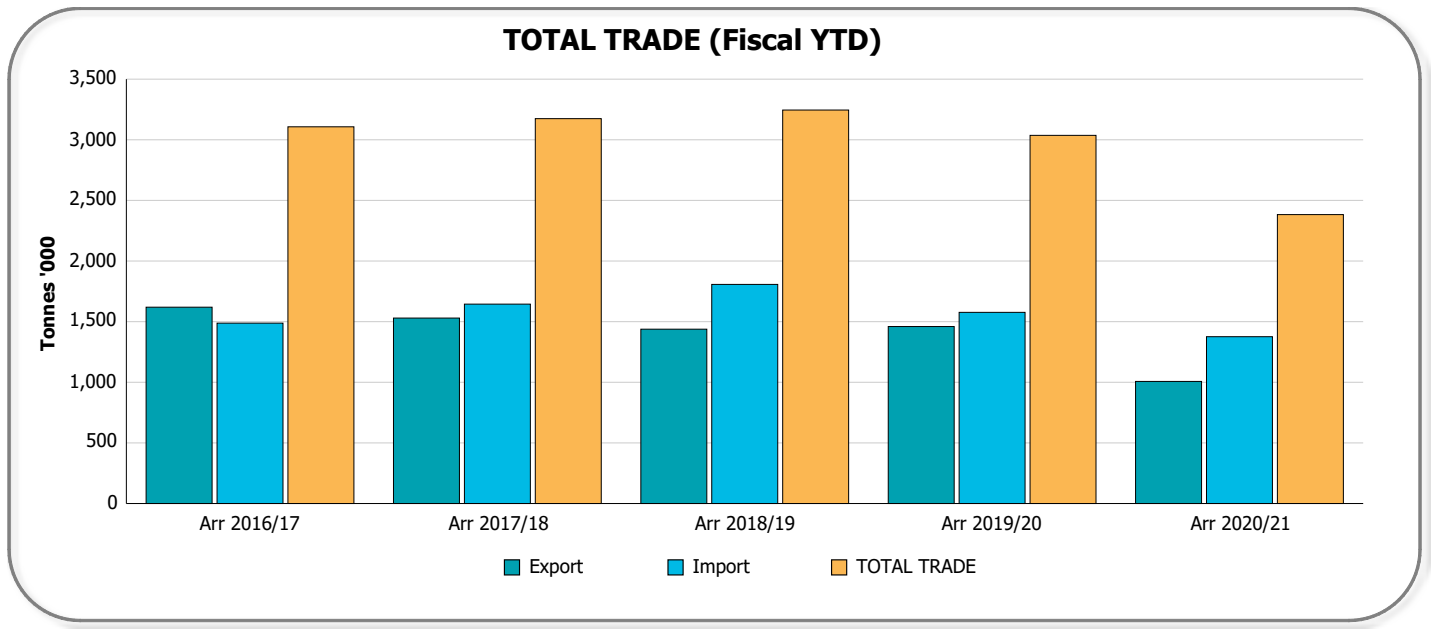
(Including containerised and non-containerised)

Jul 2020

		Arr 2020/Jul	Arr 2019/Jul	Variance	Rolling 12 Months	PY Rolling 12 Months	Variance
Import (Non-T'ship)	Crude Oil	0	233,169	-233,169	3,519,221	4,494,940	-975,718
	Refined Oil	489,071	375,401	113,670	3,894,804	3,991,209	-96,405
	Cement	100,605	93,446	7,159	1,528,548	1,646,842	-118,295
	Iron & Steel	53,564	51,386	2,178	642,709	712,789	-70,080
	Building Products	61,715	65,979	-4,264	714,910	732,356	-17,446
	Timber	22,951	22,380	571	244,598	284,189	-39,591
	Fertiliser & Chemicals (Rural)	64,628	39,325	25,303	660,209	568,411	91,798
	Paper & Wood Pulp	16,597	21,947	-5,349	259,077	222,819	36,258
	Retail Group	155,266	154,731	535	1,850,090	1,988,454	-138,364
	Dredging Sand	0	0	0	25	0	25
	Other	370,390	500,020	-129,630	5,410,232	5,284,946	125,286
TOTAL	1,334,787	1,557,784	-222,997	18,724,424	19,926,956	-1,202,532	
Export (Non-T'ship)	Coal	462,508	806,597	-344,089	5,094,792	6,662,415	-1,567,623
	Refined Oil	33,222	46,771	-13,549	593,088	804,436	-211,348
	Agricultural Seeds	22,135	32,315	-10,180	331,623	387,286	-55,663
	Cotton	7,873	30,041	-22,168	138,113	364,603	-226,490
	Meat Products	66,095	86,893	-20,799	872,123	855,726	16,396
	Iron & Steel	65,624	38,316	27,308	698,486	739,943	-41,456
	Paper & Wood Pulp	13,032	21,459	-8,428	241,338	270,984	-29,645
	Mineral Ores & Sands	1,678	2,926	-1,248	206,782	196,104	10,678
	Other	202,335	263,652	-61,317	2,736,147	2,900,445	-164,299
	TOTAL	937,040	1,385,136	-448,096	11,499,005	13,522,864	-2,023,860
Total	Transhipped	111,252	93,631	17,621	511,690	365,628	146,063
	Import	1,375,891	1,576,788	-200,897	18,970,567	20,070,984	-1,100,417
	Export	1,007,188	1,459,763	-452,575	11,764,552	13,744,464	-1,979,912
	TOTAL TRADE	2,383,079	3,036,551	-653,472	30,735,119	33,815,448	-3,080,329
Total Motor Vehicle Units	11,945	20,577	-8,632	186,774	242,616	-55,842	

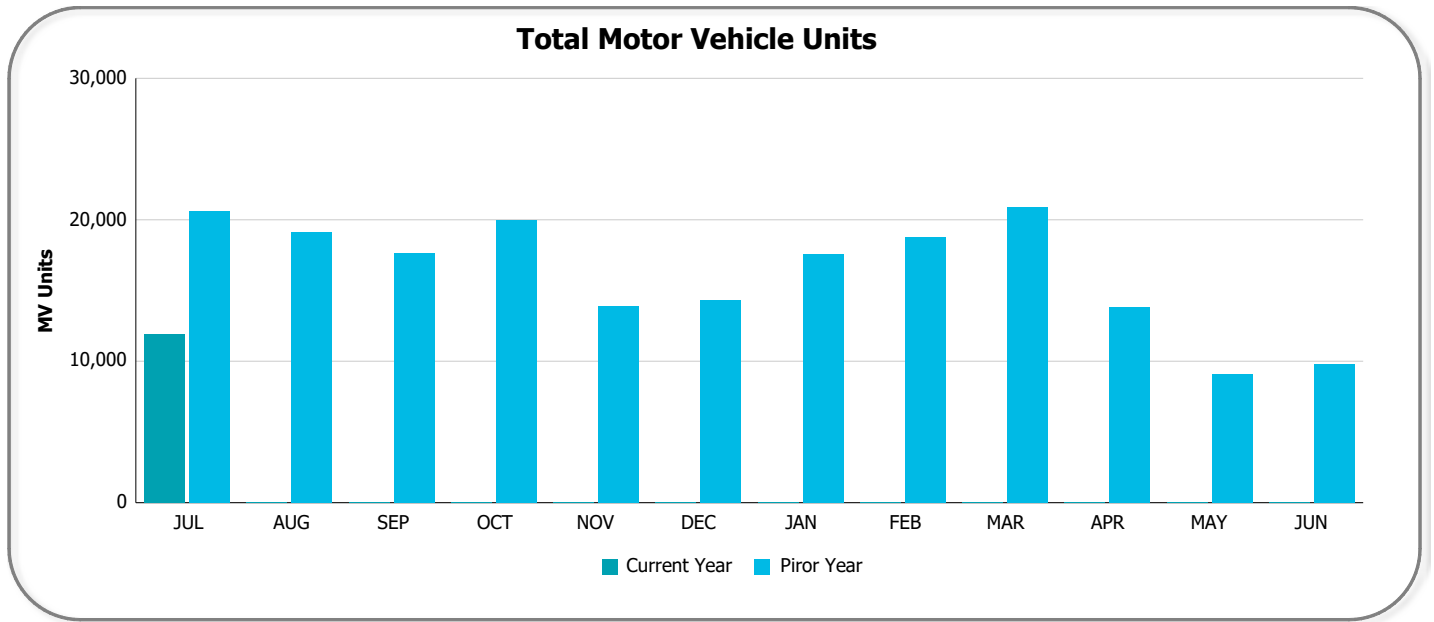
Total Trade in Tonnes

Jul 2020



Total Motor Vehicle Units

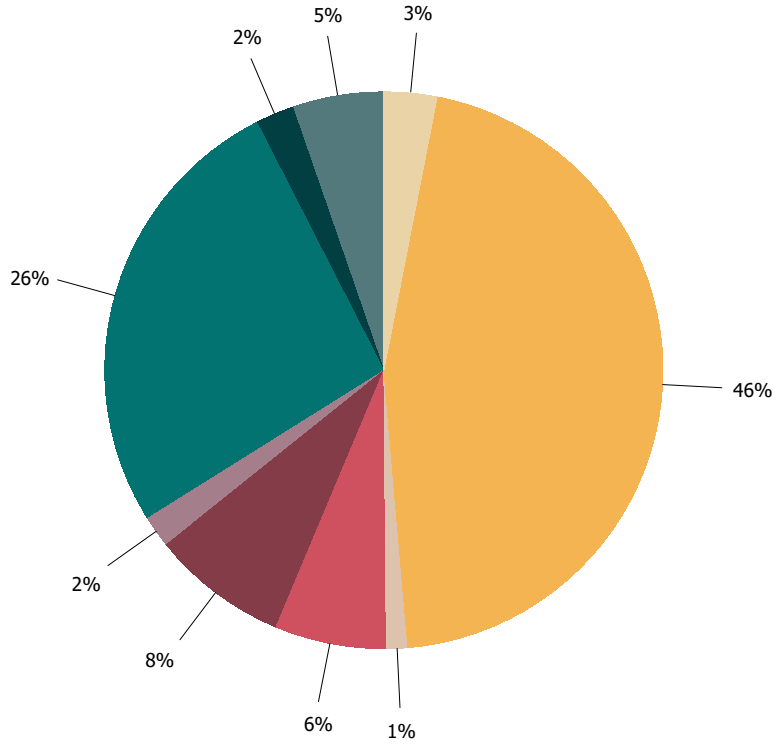
Jul 2020



Total Trade in Tonnes

Jul 2020

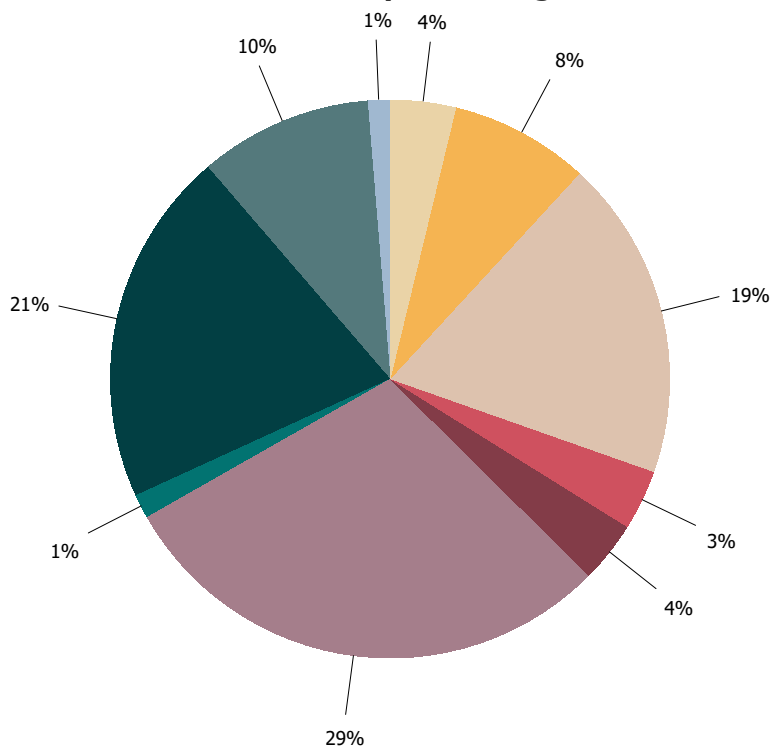
Export Rolling 12-months



Export Groups

- Agricultural Seeds
- Coal
- Cotton
- Iron & Steel
- Meat Products
- Mineral Ores & Sands
- Other
- Paper & Wood Pulp
- Refined Oil

Import Rolling 12-months



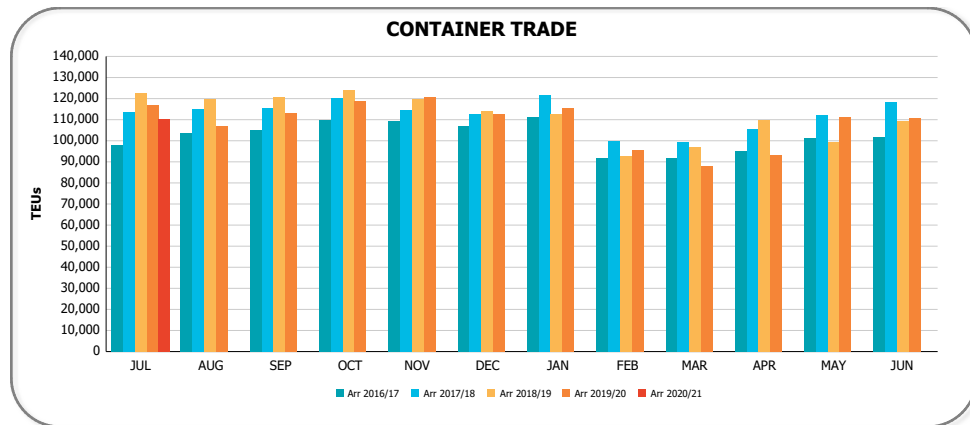
Import Groups

- Building Products
- Cement
- Crude Oil
- Fertiliser & Chemicals (Rural)
- Iron & Steel
- Other
- Paper & Wood Pulp
- Refined Oil
- Retail
- Timber

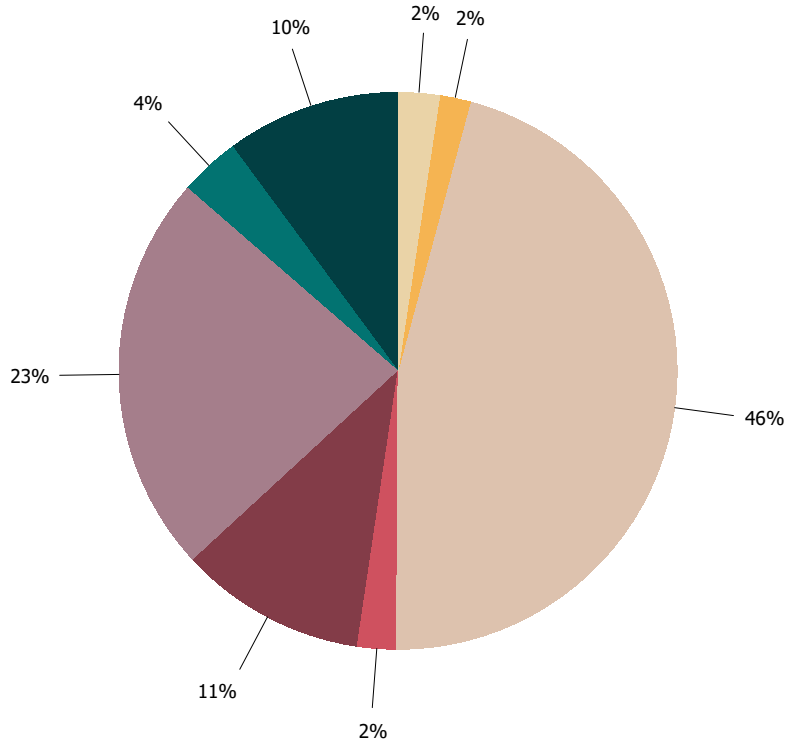
Container Trade in TEUs

Jul 2020

		Arr 2020/Jul	Arr 2019/Jul	Variance	Rolling 12 Months	PY Rolling 12 Months	Variance		
Import (Non-T'ship)	Teus	Empty	5,398	7,422	-2,024	69,054	63,811	5,243	
		Full	F.A.K.	2,635	3,707	-1,072	32,182	51,983	-19,801
			Household Items	6,675	6,065	610	72,271	72,423	-153
			Building Products	5,184	5,559	-375	62,439	62,296	143
			Electrical Equipment	5,231	4,101	1,130	51,733	54,162	-2,429
			Paper & Wood Pulp	1,711	2,505	-794	27,912	25,047	2,865
			Iron & Steel	3,507	3,588	-82	38,230	40,667	-2,436
			Import Other	23,310	24,920	-1,610	283,566	291,683	-8,116
			Total	48,253	50,446	-2,193	568,333	598,260	-29,927
		Total	53,651	57,868	-4,217	637,387	662,071	-24,684	
Export (Non-T'ship)	Teus	Empty	24,374	24,131	242	282,749	314,743	-31,994	
		Full	Meat Products	4,995	6,620	-1,625	66,571	64,971	1,600
			Cotton	618	2,434	-1,816	11,024	29,192	-18,168
			Paper & Wood Pulp	1,147	1,939	-792	21,563	24,202	-2,639
			Timber	5,874	4,914	960	62,282	43,977	18,305
			F.A.K.	822	1,846	-1,024	13,921	23,368	-9,447
			Agricultural Seeds	1,038	1,500	-462	14,727	16,747	-2,020
			Export Other	13,125	13,806	-681	143,129	142,049	1,080
			Total	27,619	33,059	-5,440	333,217	344,506	-11,289
		Total	51,993	57,190	-5,198	615,966	659,250	-43,284	
TOTAL	Teus	Transhipped	4,799	1,991	2,808	43,553	15,303	28,250	
		Empty	29,772	31,553	-1,782	351,803	378,554	-26,751	
		Full	75,872	83,505	-7,633	901,550	942,767	-41,217	
		Total	110,443	117,049	-6,606	1,296,906	1,336,624	-39,717	

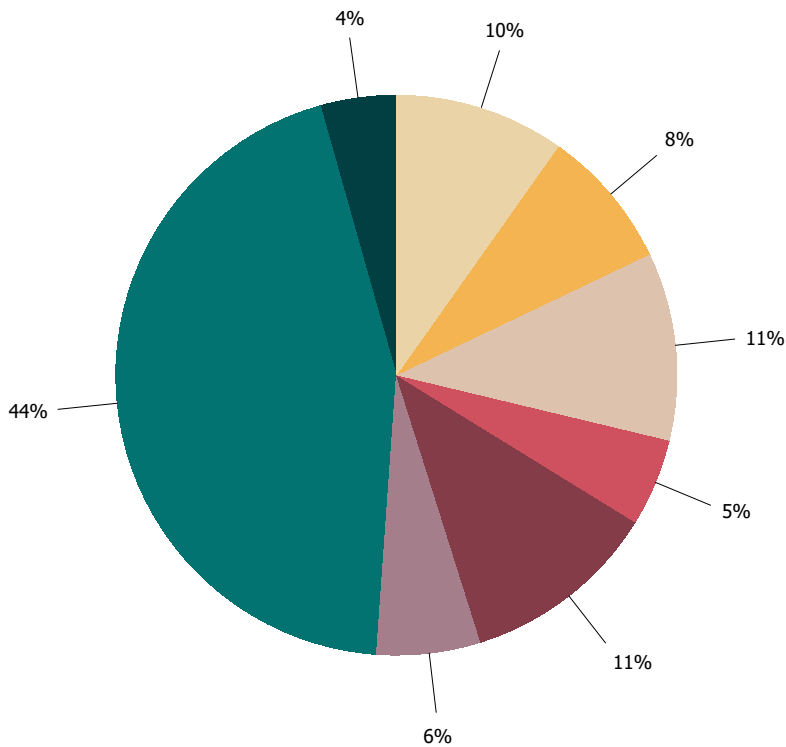


Export Rolling 12-months



- Export Groups**
- Agricultural Seeds
 - Cotton
 - Empty
 - F.A.K.
 - Meat Products
 - Other
 - Paper & Wood Pulp
 - Timber

Import Rolling 12-months



- Import Groups**
- Building Products
 - Electrical Equipment
 - Empty
 - F.A.K.
 - Household Items
 - Iron & Steel
 - Other
 - Paper & Wood Pulp