

Monthly Trade Report

August 2019

Total Trade in Tonnes

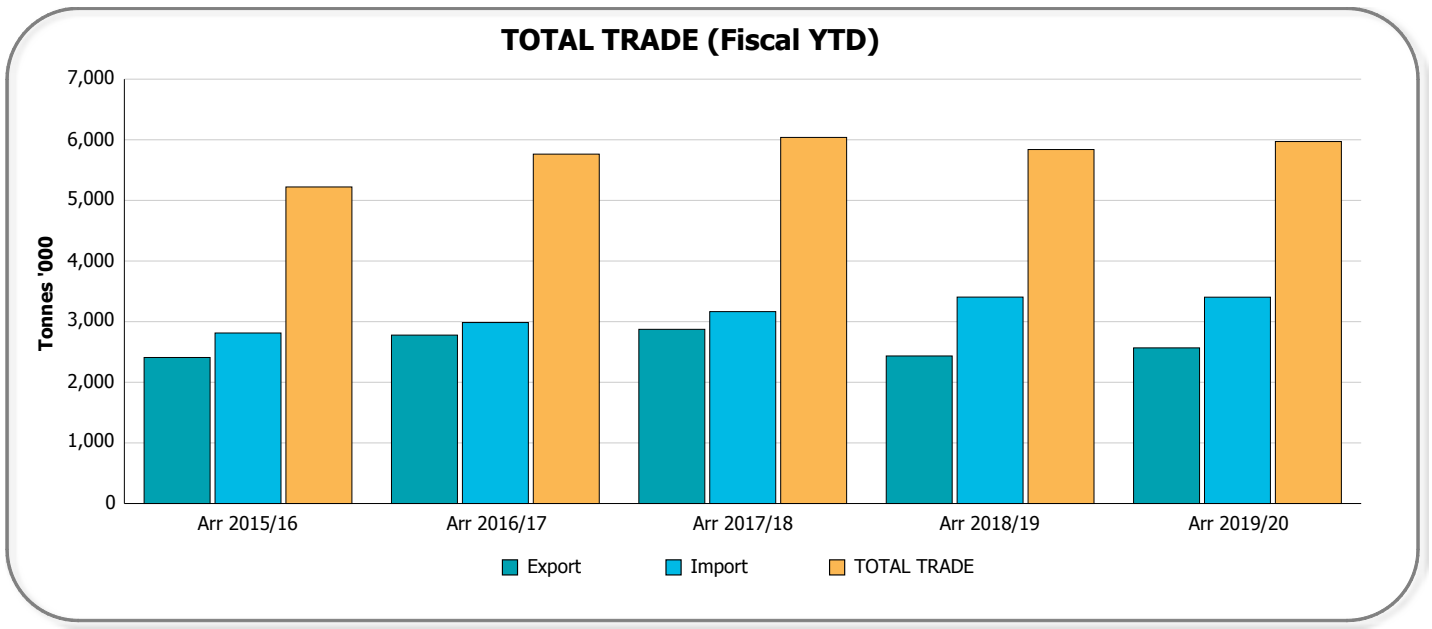
(Including containerised and non-containerised)

Aug 2019

		Arr 2019/Aug	Arr 2018/Aug	Variance	Rolling 12 Months	PY Rolling 12 Months	Variance
Import (Non-T'ship)	Crude Oil	317,717	212,094	105,624	4,600,563	4,678,009	-77,445
	Refined Oil	462,524	408,161	54,364	4,045,573	3,649,648	395,924
	Cement	148,859	145,439	3,420	1,650,262	1,826,528	-176,266
	Iron & Steel	53,276	58,904	-5,628	707,161	838,145	-130,985
	Building Products	57,978	71,576	-13,599	718,758	747,156	-28,399
	Timber	19,875	29,830	-9,956	274,234	338,809	-64,575
	Fertiliser & Chemicals (Rural)	48,674	39,663	9,010	577,422	641,487	-64,065
	Paper & Wood Pulp	21,323	14,400	6,923	229,741	199,223	30,518
	Retail Group	150,290	175,703	-25,413	1,963,042	2,104,168	-141,127
	Dredging Sand	0	0	0	0	22	-22
	Other	523,741	426,771	96,970	5,381,916	3,636,198	1,745,719
TOTAL	1,804,256	1,582,541	221,715	20,148,671	18,659,394	1,489,277	
Export (Non-T'ship)	Coal	470,532	268,727	201,805	6,864,221	6,983,639	-119,418
	Refined Oil	36,222	40,653	-4,431	800,005	567,292	232,713
	Agricultural Seeds	43,483	44,088	-605	386,681	796,767	-410,086
	Cotton	25,603	67,774	-42,172	322,431	406,996	-84,564
	Meat Products	85,046	81,726	3,320	859,046	765,308	93,738
	Iron & Steel	68,135	63,278	4,857	744,800	645,872	98,928
	Paper & Wood Pulp	21,679	22,526	-847	270,136	274,699	-4,563
	Mineral Ores & Sands	33,992	9,758	24,234	220,338	239,254	-18,916
	Other	251,988	293,835	-41,847	2,858,598	3,205,157	-346,559
	TOTAL	1,115,820	943,676	172,144	13,695,009	14,085,014	-390,005
Total	Transhipped	33,499	67,899	-34,399	312,140	397,998	-85,858
	Import	1,826,741	1,597,972	228,769	20,299,752	18,824,729	1,475,023
	Export	1,126,835	996,143	130,691	13,856,068	14,317,676	-461,608
	TOTAL TRADE	2,953,576	2,594,116	359,460	34,155,820	33,142,405	1,013,415
Total Motor Vehicle Units	19,119	19,755	-636	241,980	279,573	-37,593	

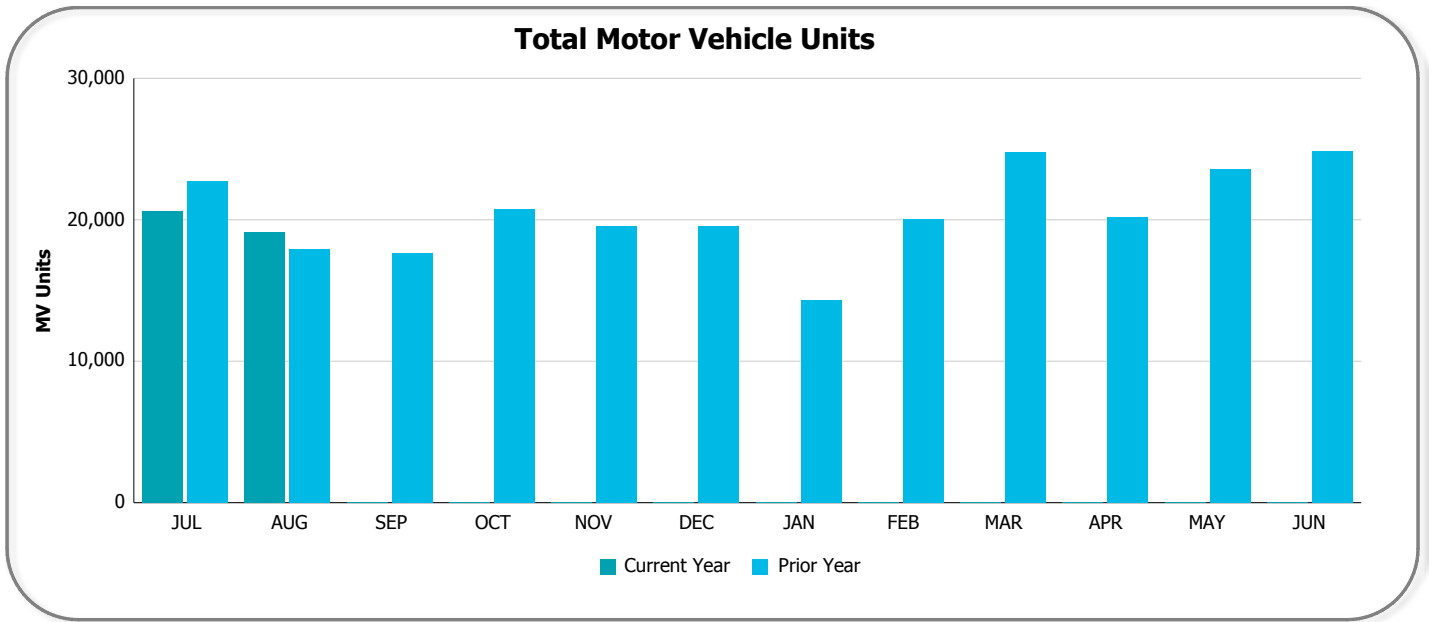
Total Trade in Tonnes

Aug 2019



Total Motor Vehicle Units

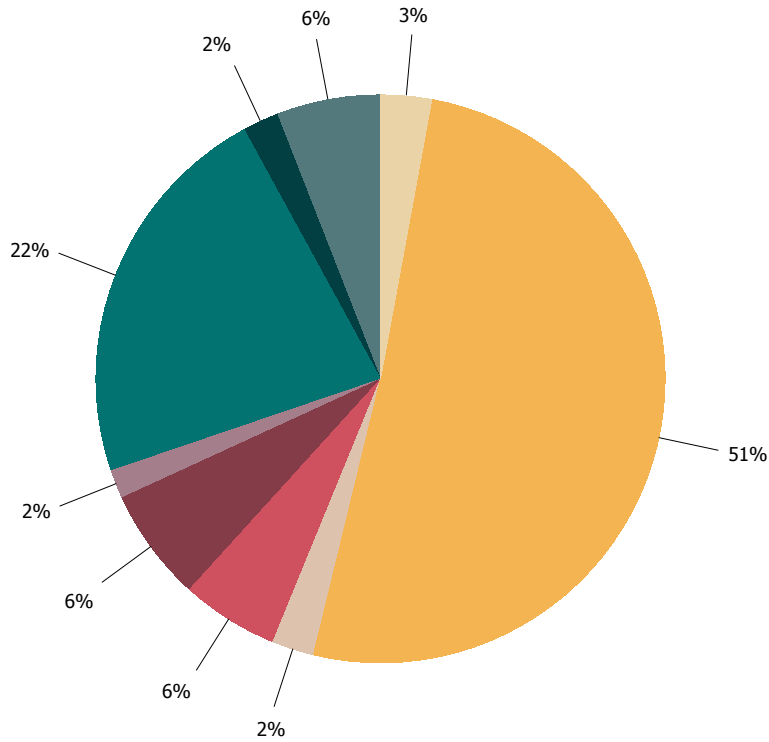
Aug 2019



Total Trade in Tonnes

Aug 2019

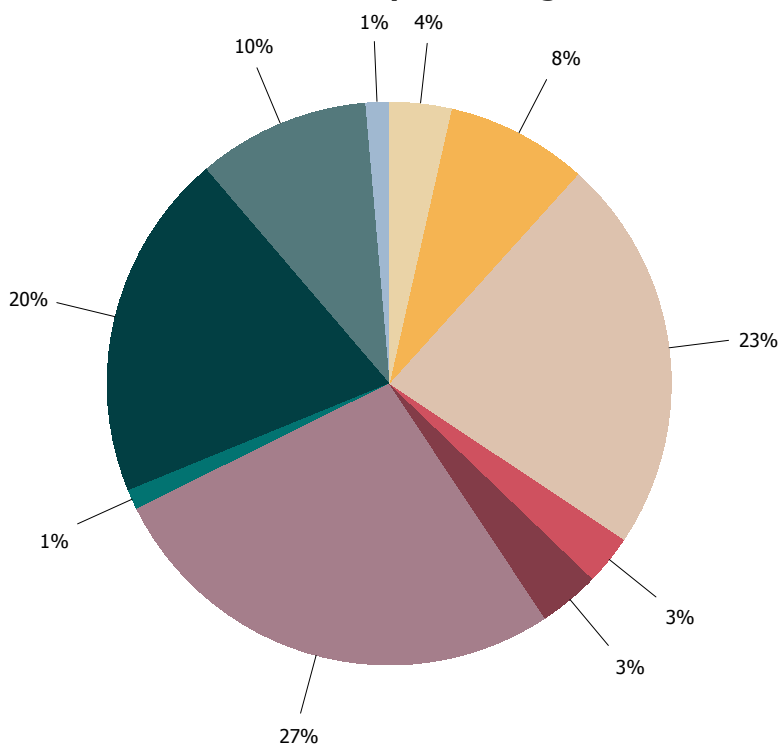
Export Rolling 12-months



Export Groups

- Agricultural Seeds
- Coal
- Cotton
- Iron & Steel
- Meat Products
- Mineral Ores & Sands
- Other
- Paper & Wood Pulp
- Refined Oil

Import Rolling 12-months



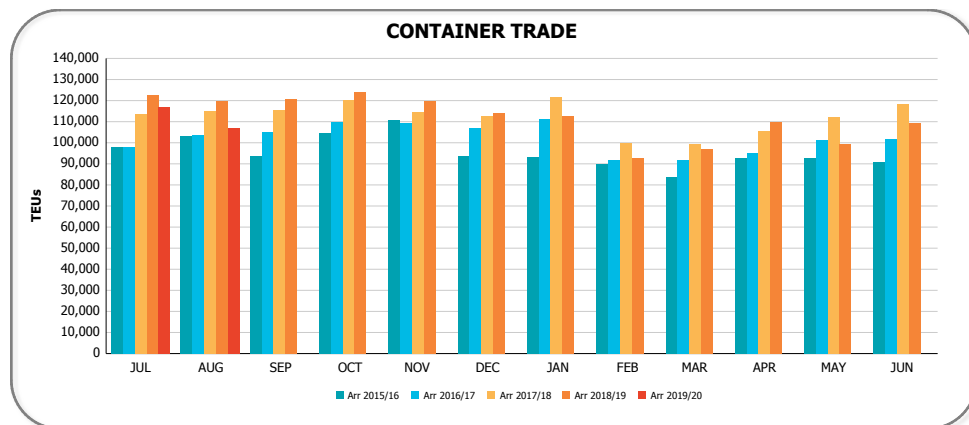
Import Groups

- Building Products
- Cement
- Crude Oil
- Fertiliser & Chemicals (Rural)
- Iron & Steel
- Other
- Paper & Wood Pulp
- Refined Oil
- Retail
- Timber

Container Trade in TEUs

Aug 2019

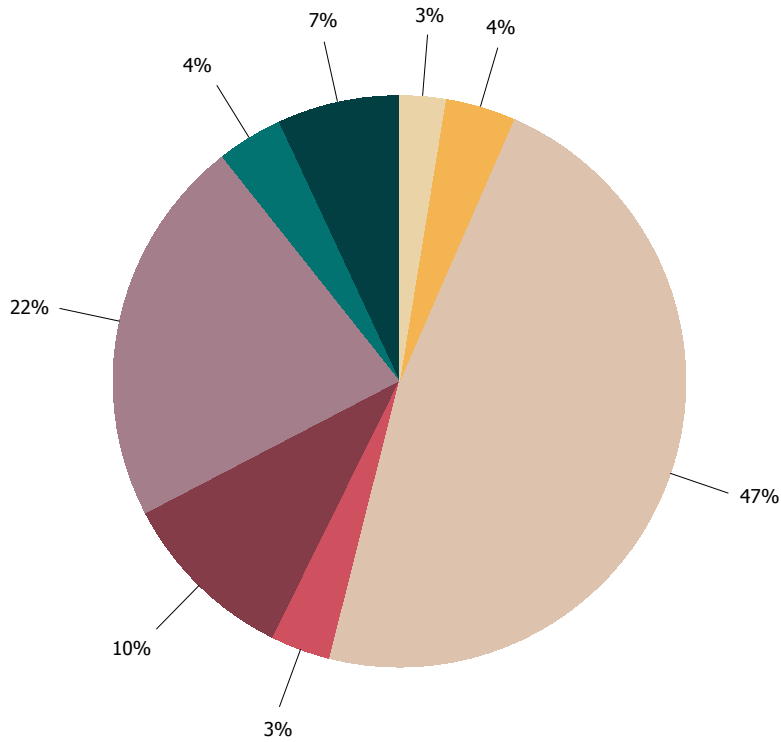
		Arr 2019/Aug	Arr 2018/Aug	Variance	Rolling 12 Months	PY Rolling 12 Months	Variance	
Import (Non-T'ship)	Teus							
	Empty	8,161	7,267	894	64,704	65,620	-916	
	Full	F.A.K.	3,591	4,678	-1,087	50,895	69,523	-18,627
		Household Items	6,260	6,649	-389	72,035	73,111	-1,076
		Building Products	5,029	5,932	-903	61,393	62,060	-667
		Electrical Equipment	3,477	4,795	-1,318	52,844	55,836	-2,992
		Paper & Wood Pulp	2,320	1,535	785	25,832	21,152	4,680
		Iron & Steel	3,092	3,711	-619	40,047	45,301	-5,254
		Import Other	22,831	25,971	-3,140	288,542	292,556	-4,014
		Total	46,600	53,272	-6,672	591,589	619,539	-27,950
Total	54,761	60,539	-5,778	656,293	685,159	-28,866		
Export (Non-T'ship)	Teus							
	Empty	17,168	23,986	-6,818	307,926	315,143	-7,218	
	Full	Meat Products	6,524	6,164	360	65,331	57,093	8,238
		Cotton	2,075	5,424	-3,349	25,843	32,656	-6,813
		Paper & Wood Pulp	2,001	2,061	-60	24,142	24,498	-356
		Timber	4,609	3,416	1,193	45,170	36,805	8,365
		F.A.K.	1,463	2,877	-1,414	21,954	37,870	-15,916
		Agricultural Seeds	2,009	2,008	1	16,748	32,696	-15,948
		Export Other	13,435	12,596	839	142,888	132,109	10,779
		Total	32,116	34,546	-2,430	342,076	353,727	-11,651
Total	49,284	58,532	-9,248	650,002	668,870	-18,868		
TOTAL	Teus							
	Transhipped	2,755	597	2,158	17,461	8,653	8,808	
	Empty	25,329	31,253	-5,924	372,630	380,763	-8,133	
	Total	78,716	87,818	-9,102	933,665	973,266	-39,601	
Total	106,800	119,668	-12,867	1,323,756	1,362,682	-38,926		



Container Trade in TEUs

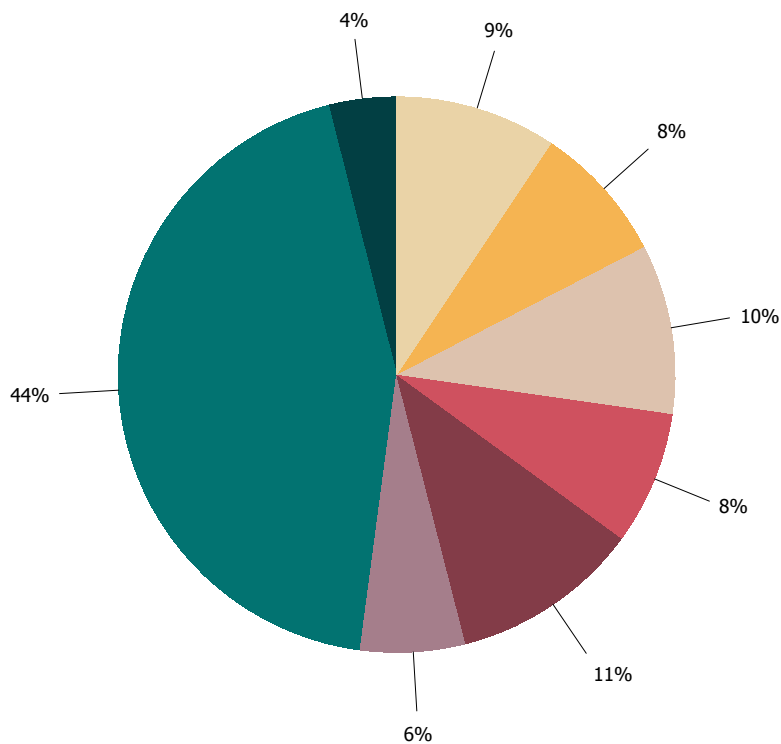
Aug 2019

Export Rolling 12-months



- Export Groups**
- Agricultural Seeds
 - Cotton
 - Empty
 - F.A.K.
 - Meat Products
 - Other
 - Paper & Wood Pulp
 - Timber

Import Rolling 12-months



- Import Groups**
- Building Products
 - Electrical Equipment
 - Empty
 - F.A.K.
 - Household Items
 - Iron & Steel
 - Other
 - Paper & Wood Pulp