

Monthly Trade Report

July 2018

Total Trade in Tonnes

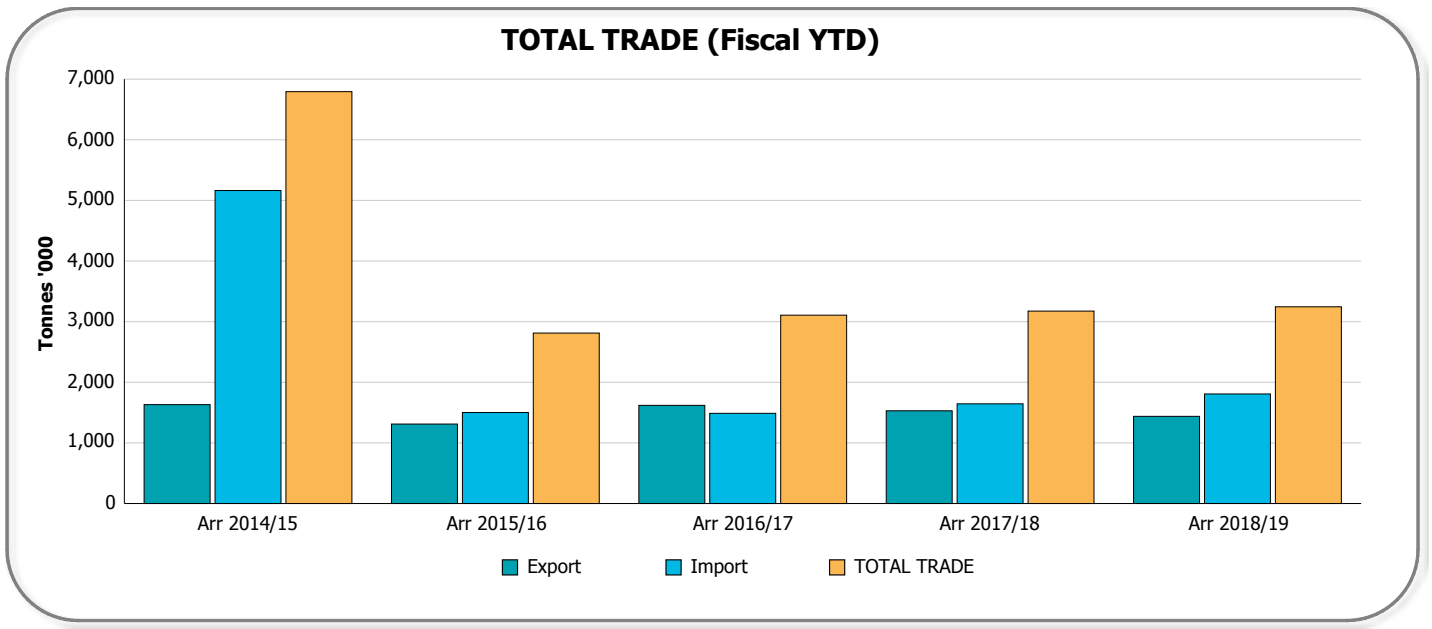
(Including containerised and non-containerised)

Jul 2018

		Arr 2018/Jul	Arr 2017/Jul	Variance	Rolling 12 Months	PY Rolling 12 Months	Variance
Import (Non-T'ship)	Crude Oil	478,729	488,940	-10,210	4,851,496	5,019,903	-168,407
	Refined Oil	310,906	283,714	27,192	3,548,655	3,396,733	151,922
	Cement	166,733	198,244	-31,512	1,801,156	1,662,471	138,685
	Iron & Steel	77,638	76,441	1,197	843,786	743,391	100,395
	Building Products	60,520	60,744	-224	738,005	704,734	33,271
	Timber	27,639	28,640	-1,001	333,661	305,059	28,602
	Fertiliser & Chemicals (Rural)	60,782	37,575	23,207	709,359	737,938	-28,578
	Paper & Wood Pulp	20,655	18,846	1,808	203,401	208,606	-5,205
	Retail Group	167,674	169,800	-2,126	2,109,626	1,876,334	233,293
	Dredging Sand	0	0	0	22	0	22
	Other	417,792	264,725	153,067	3,441,987	2,773,828	668,159
TOTAL	1,789,067	1,627,669	161,397	18,581,154	17,428,996	1,152,158	
Export (Non-T'ship)	Coal	734,401	701,744	32,657	7,261,874	6,782,552	479,321
	Refined Oil	42,834	48,012	-5,178	603,930	845,867	-241,937
	Agricultural Seeds	79,028	169,727	-90,698	855,526	2,282,861	-1,427,336
	Cotton	80,737	97,561	-16,825	427,536	401,812	25,724
	Meat Products	73,790	72,666	1,124	759,702	726,983	32,719
	Iron & Steel	85,852	57,143	28,709	627,113	640,801	-13,688
	Paper & Wood Pulp	22,380	25,641	-3,261	272,482	304,404	-31,922
	Mineral Ores & Sands	13,599	28,512	-14,913	262,639	327,582	-64,943
	Other	280,393	309,260	-28,867	3,207,887	3,190,456	17,431
	TOTAL	1,414,947	1,520,870	-105,923	14,444,707	15,429,653	-984,946
Total	Transhipped	41,336	25,878	15,458	387,341	409,219	-21,878
	Import	1,807,294	1,644,669	162,626	18,747,817	17,620,631	1,127,185
	Export	1,438,055	1,529,748	-91,693	14,665,385	15,647,236	-981,851
	TOTAL TRADE	3,245,349	3,174,417	70,932	33,413,202	33,267,868	145,334
Total Motor Vehicle Units	24,316	22,421	1,895	282,722	245,638	37,084	

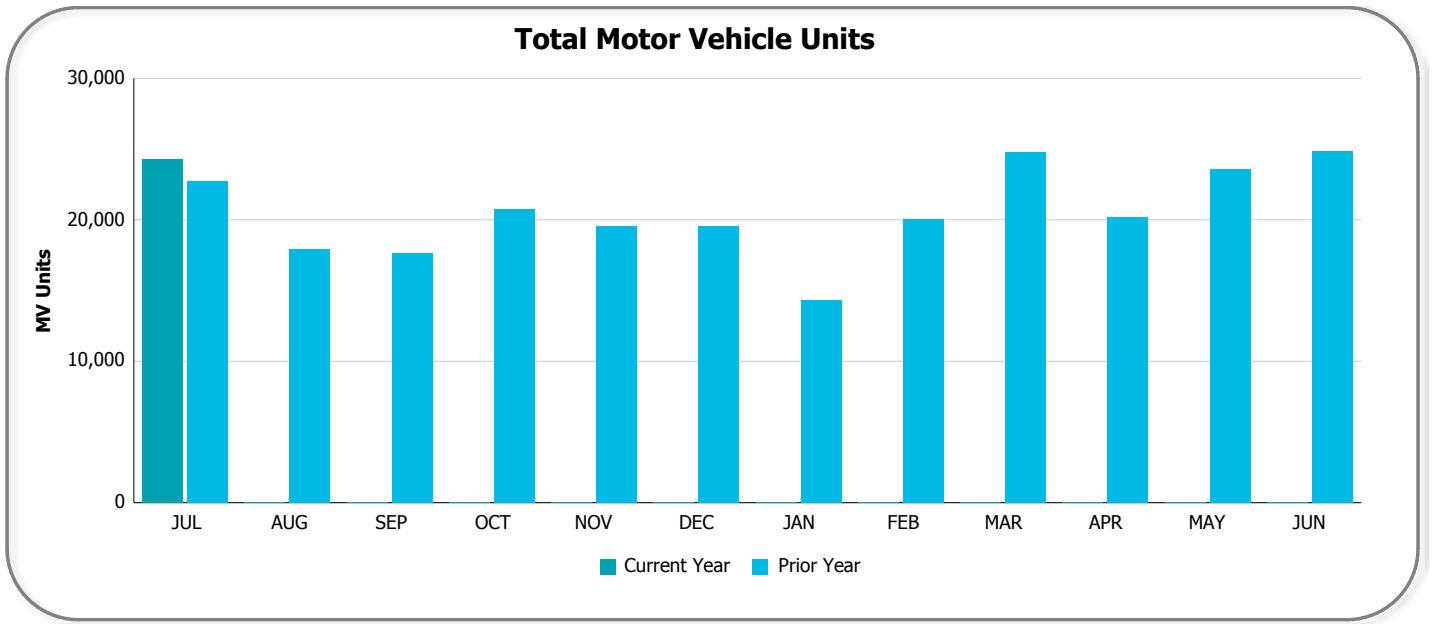
Total Trade in Tonnes

Jul 2018



Total Motor Vehicle Units

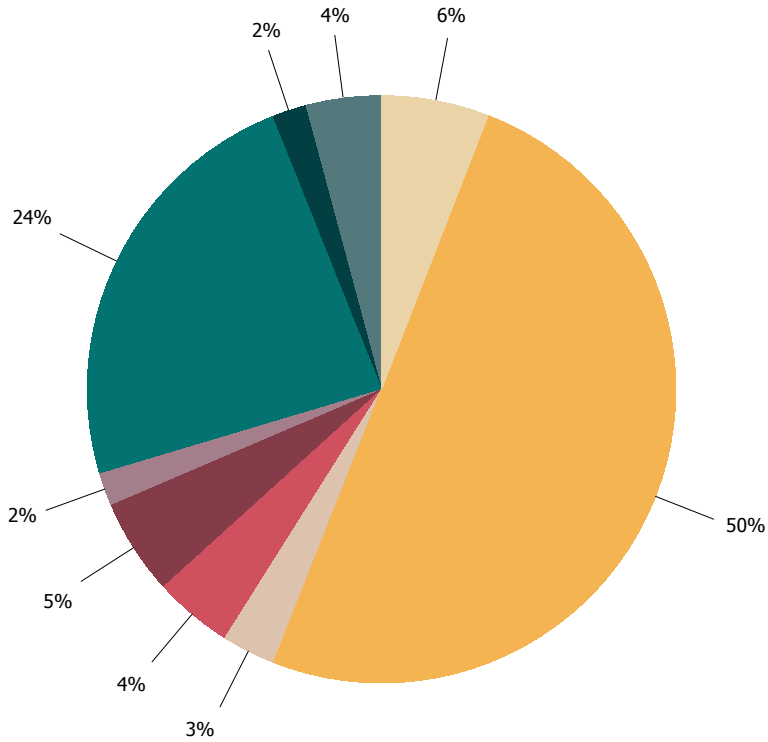
Jul 2018



Total Trade in Tonnes

Jul 2018

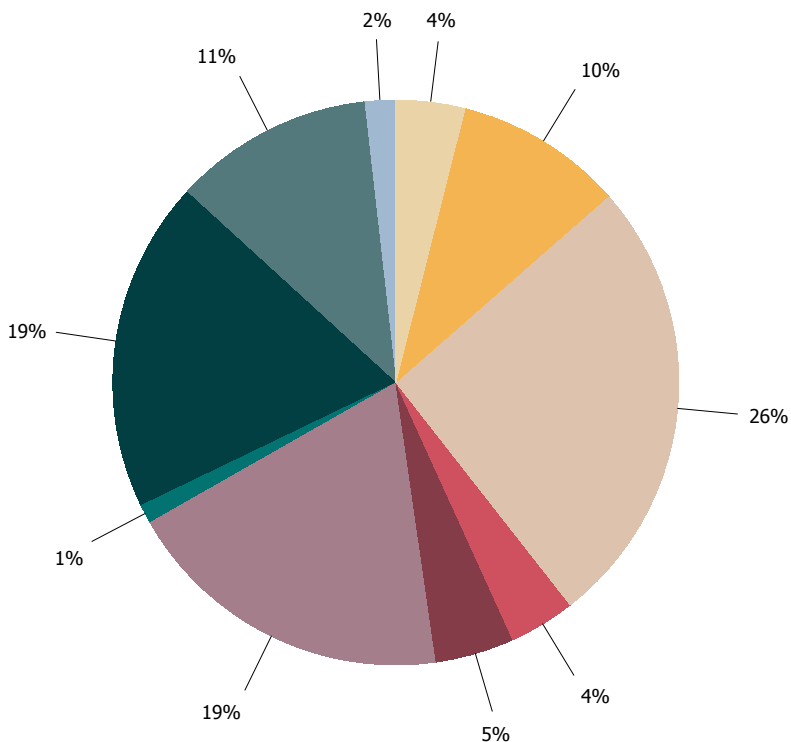
Export Rolling 12-months



Export Groups

- Agricultural Seeds
- Coal
- Cotton
- Iron & Steel
- Meat Products
- Mineral Ores & Sands
- Other
- Paper & Wood Pulp
- Refined Oil

Import Rolling 12-months



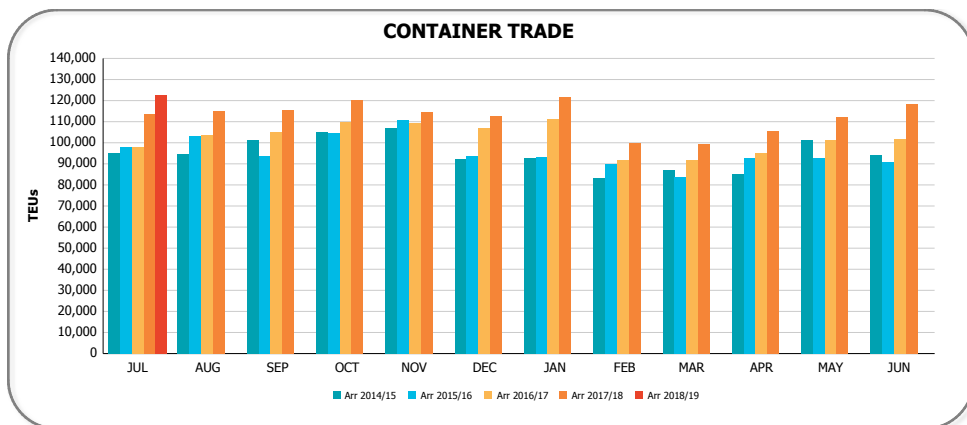
Import Groups

- Building Products
- Cement
- Crude Oil
- Fertiliser & Chemicals (Rural)
- Iron & Steel
- Other
- Paper & Wood Pulp
- Refined Oil
- Retail
- Timber

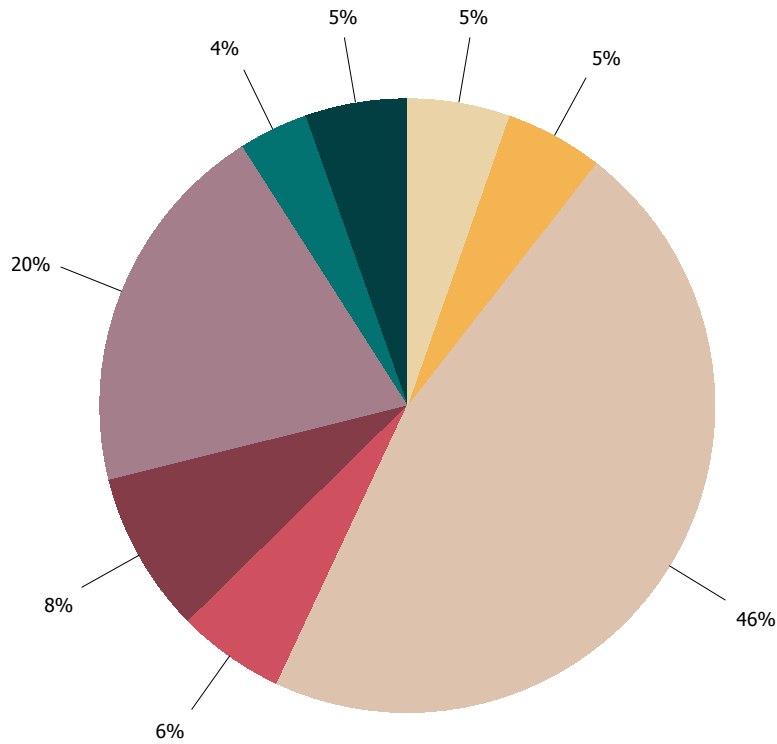
Container Trade in TEUs

Jul 2018

		Arr 2018/Jul	Arr 2017/Jul	Variance	Rolling 12 Months	PY Rolling 12 Months	Variance		
Import (Non-T'ship)	Teus	Empty	9,182	8,148	1,034	65,650	73,504	-7,854	
		Full	F.A.K.	6,028	5,385	643	71,237	58,860	12,377
			Household Items	6,360	6,180	180	73,202	68,841	4,361
			Building Products	5,105	4,986	119	61,481	56,377	5,104
			Electrical Equipment	4,797	4,080	717	54,997	43,552	11,445
			Paper & Wood Pulp	2,128	2,033	95	21,613	22,004	-391
			Iron & Steel	3,952	3,661	292	45,493	40,298	5,196
			Import Other	24,740	24,501	239	289,956	263,361	26,595
			Total	53,110	50,826	2,284	617,980	553,293	64,686
		Total	62,292	58,974	3,318	683,630	626,798	56,833	
Export (Non-T'ship)	Teus	Empty	21,871	14,057	7,814	309,313	242,658	66,654	
		Full	Meat Products	5,411	5,299	112	56,555	53,643	2,912
			Cotton	6,444	7,859	-1,415	34,369	32,430	1,939
			Paper & Wood Pulp	2,001	2,168	-167	24,308	26,577	-2,269
			Timber	3,029	2,688	341	35,902	21,379	14,523
			F.A.K.	4,493	2,459	2,034	37,617	36,637	980
			Agricultural Seeds	2,622	5,792	-3,170	35,755	62,184	-26,429
			Export Other	13,706	13,267	439	132,092	126,018	6,074
			Total	37,706	39,532	-1,826	356,598	358,868	-2,270
		Total	59,577	53,589	5,988	665,911	601,527	64,384	
TOTAL	Teus	Transhipped	631	1,227	-596	8,640	12,463	-3,823	
		Empty	31,053	22,205	8,848	374,963	316,163	58,800	
		Full	90,816	90,358	458	974,578	912,162	62,416	
		Total	122,500	113,790	8,710	1,358,181	1,240,787	117,394	

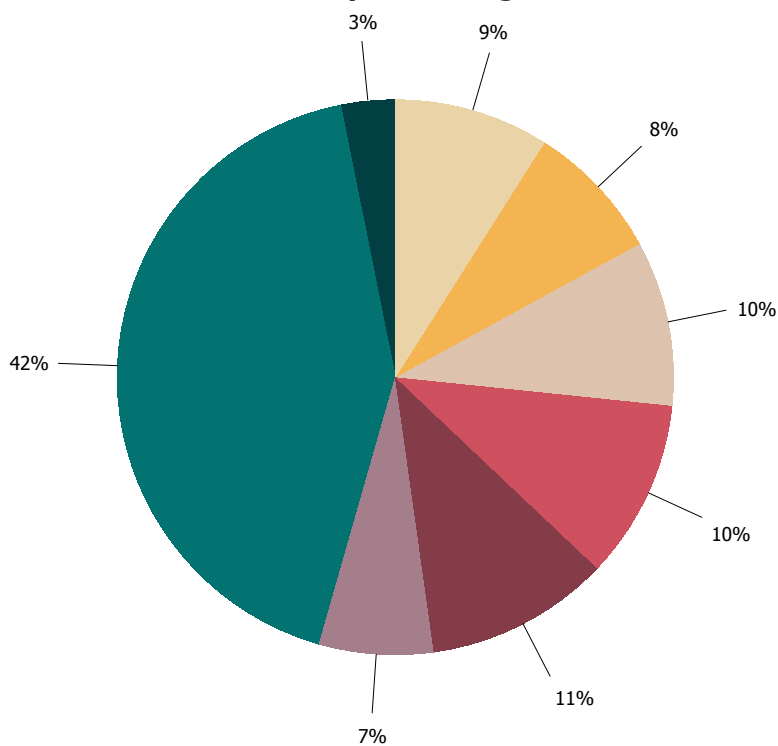


Export Rolling 12-months



- Export Groups**
- Agricultural Seeds
 - Cotton
 - Empty
 - F.A.K.
 - Meat Products
 - Other
 - Paper & Wood Pulp
 - Timber

Import Rolling 12-months



- Import Groups**
- Building Products
 - Electrical Equipment
 - Empty
 - F.A.K.
 - Household Items
 - Iron & Steel
 - Other
 - Paper & Wood Pulp