

Monthly Trade Report

April 2020

Total Trade in Tonnes

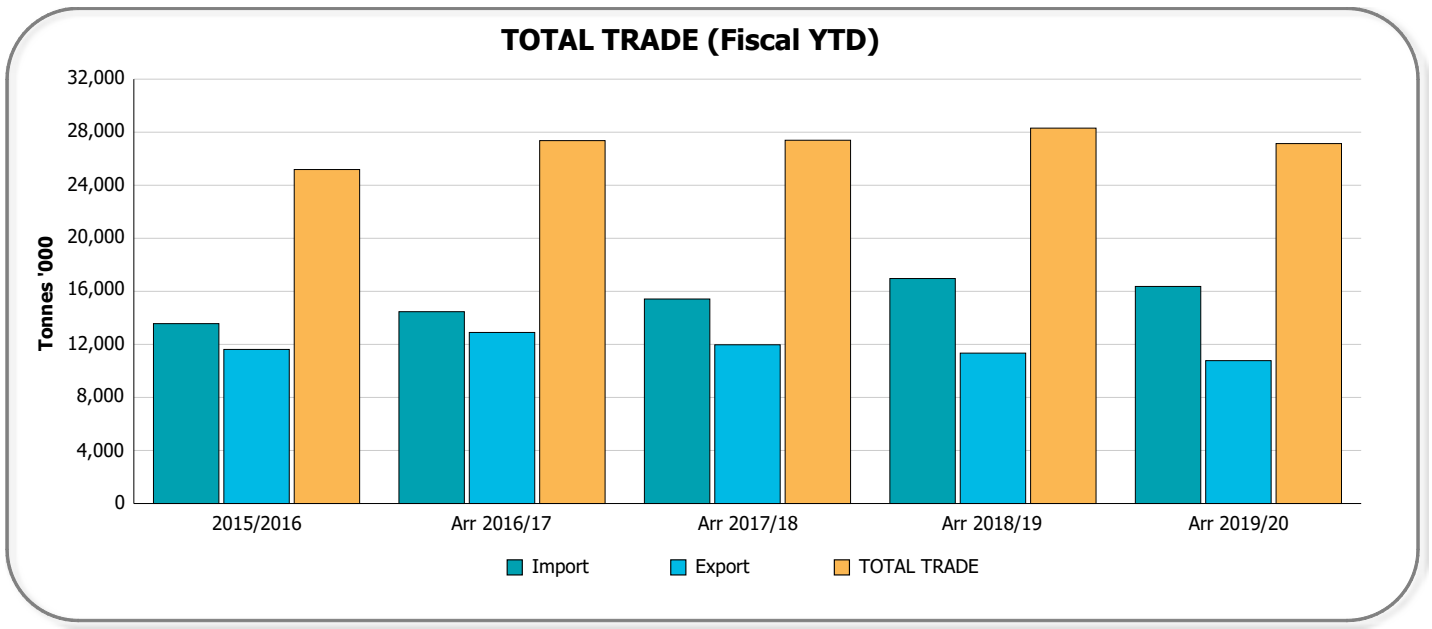
(Including containerised and non-containerised)

Apr 2020

		Arr 2020/Apr	Arr 2019/Apr	Variance	Rolling 12 Months	PY Rolling 12 Months	Variance
Import (Non-T'ship)	Crude Oil	144,675	443,687	-299,013	4,486,348	4,638,129	-151,781
	Refined Oil	128,007	382,883	-254,876	3,456,497	3,981,447	-524,950
	Cement	93,577	114,908	-21,330	1,613,754	1,786,750	-172,996
	Iron & Steel	45,498	54,475	-8,977	626,467	766,597	-140,130
	Building Products	51,725	56,125	-4,399	698,475	744,650	-46,175
	Timber	18,069	21,099	-3,030	248,474	300,844	-52,369
	Fertiliser & Chemicals (Rural)	99,495	38,779	60,716	548,306	590,682	-42,376
	Paper & Wood Pulp	20,054	18,869	1,185	267,007	211,730	55,277
	Retail Group	149,285	174,234	-24,949	1,834,656	2,046,794	-212,138
	Dredging Sand	0	0	0	0	0	0
	Other	375,986	426,048	-50,062	5,718,048	4,913,020	805,027
TOTAL	1,126,370	1,731,107	-604,736	19,498,032	19,980,643	-482,612	
Export (Non-T'ship)	Coal	499,035	537,942	-38,907	6,021,666	6,878,643	-856,977
	Refined Oil	35,500	51,759	-16,259	752,662	735,775	16,887
	Agricultural Seeds	19,339	20,859	-1,519	381,872	533,168	-151,296
	Cotton	7,364	15,851	-8,487	205,779	495,825	-290,047
	Meat Products	68,804	68,958	-154	896,965	836,269	60,696
	Iron & Steel	52,588	65,675	-13,087	754,626	704,702	49,924
	Paper & Wood Pulp	15,855	20,645	-4,791	260,671	270,213	-9,542
	Mineral Ores & Sands	3,610	6,924	-3,314	257,474	224,149	33,325
	Other	171,104	226,189	-55,085	2,896,426	3,000,329	-103,902
	TOTAL	961,130	1,078,139	-117,008	12,916,021	13,952,260	-1,036,239
Total	Transhipped	32,597	24,627	7,969	444,244	323,327	120,918
	Import	1,143,739	1,744,797	-601,059	19,704,911	20,127,430	-422,519
	Export	976,359	1,089,075	-112,716	13,153,386	14,128,799	-975,414
	TOTAL TRADE	2,120,097	2,833,872	-713,775	32,858,297	34,256,230	-1,397,933
Total Motor Vehicle Units	13,800	21,783	-7,983	216,282	257,740	-41,458	

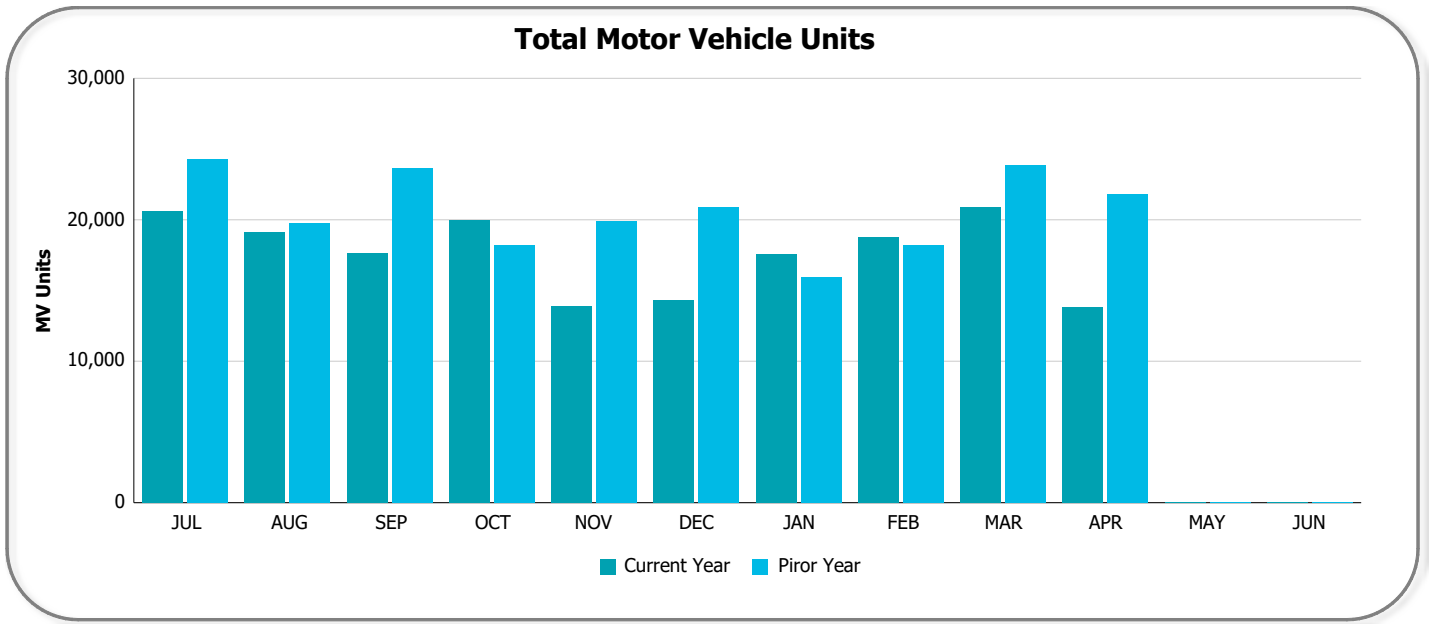
Total Trade in Tonnes

Apr 2020



Total Motor Vehicle Units

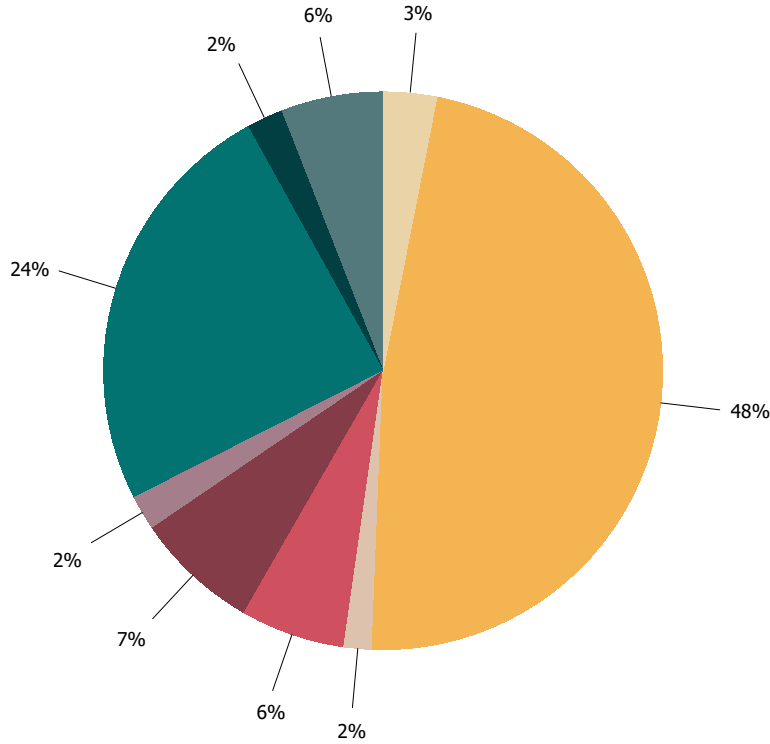
Apr 2020



Total Trade in Tonnes

Apr 2020

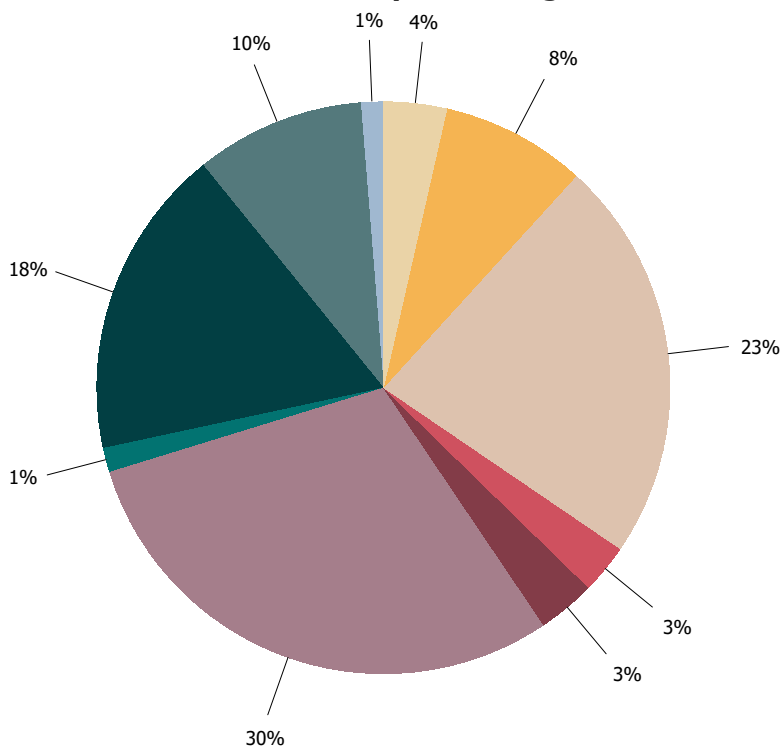
Export Rolling 12-months



Export Groups

- Agricultural Seeds
- Coal
- Cotton
- Iron & Steel
- Meat Products
- Mineral Ores & Sands
- Other
- Paper & Wood Pulp
- Refined Oil

Import Rolling 12-months



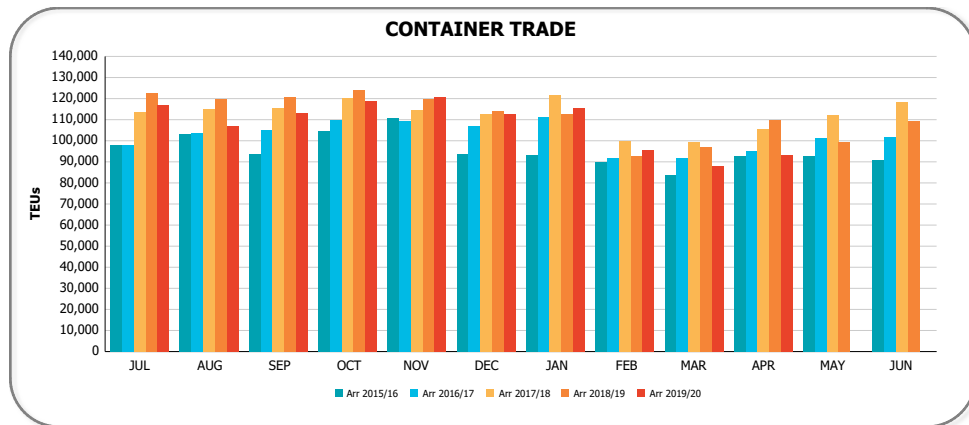
Import Groups

- Building Products
- Cement
- Crude Oil
- Fertiliser & Chemicals (Rural)
- Iron & Steel
- Other
- Paper & Wood Pulp
- Refined Oil
- Retail
- Timber

Container Trade in TEUs

Apr 2020

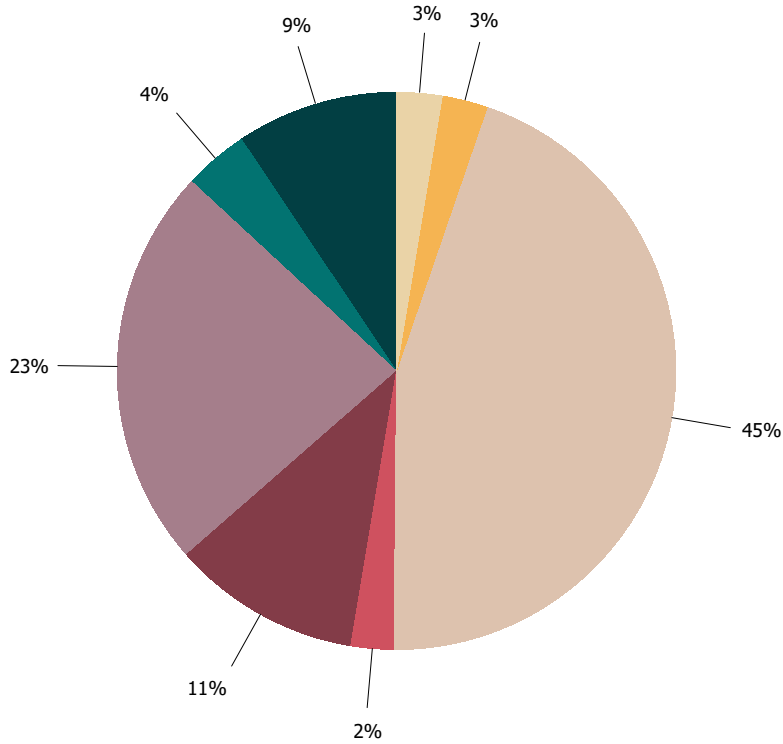
			Arr 2020/Apr	Arr 2019/Apr	Variance	Rolling 12 Months	PY Rolling 12 Months	Variance	
Import (Non-T'ship)	Teus	Empty	5,946	5,819	127	69,991	66,982	3,009	
		Full	F.A.K.	1,975	4,151	-2,176	34,624	58,365	-23,741
			Household Items	4,548	5,459	-911	70,641	74,800	-4,160
			Building Products	4,493	4,924	-431	60,496	63,222	-2,726
			Electrical Equipment	3,853	5,605	-1,752	49,999	55,979	-5,980
			Paper & Wood Pulp	2,050	2,404	-354	29,093	23,603	5,490
			Iron & Steel	2,772	3,454	-682	37,814	42,531	-4,718
			Import Other	22,276	25,113	-2,837	281,194	294,708	-13,514
			Total	41,968	51,111	-9,143	563,860	613,209	-49,349
		Total	47,914	56,930	-9,016	633,851	680,190	-46,340	
Export (Non-T'ship)	Teus	Empty	18,758	22,235	-3,477	281,040	311,243	-30,203	
		Full	Meat Products	5,253	5,267	-14	68,515	63,156	5,359
			Cotton	583	1,270	-687	16,548	39,598	-23,050
			Paper & Wood Pulp	1,385	1,846	-461	23,350	24,132	-782
			Timber	5,374	4,354	1,020	58,772	39,140	19,632
			F.A.K.	691	2,057	-1,366	15,577	30,702	-15,125
			Agricultural Seeds	711	999	-288	16,450	22,591	-6,141
			Export Other	9,818	12,806	-2,988	146,075	140,608	5,467
			Total	23,815	28,599	-4,784	345,287	359,927	-14,640
		Total	42,573	50,834	-8,261	626,328	671,171	-44,843	
TOTAL	Teus	Transhipped	2,674	2,028	646	29,775	12,489	17,286	
		Empty	24,704	28,054	-3,350	351,032	378,225	-27,193	
		Full	65,782	79,710	-13,927	909,147	973,136	-63,990	
		Total	93,161	109,792	-16,631	1,289,953	1,363,850	-73,897	



Container Trade in TEUs

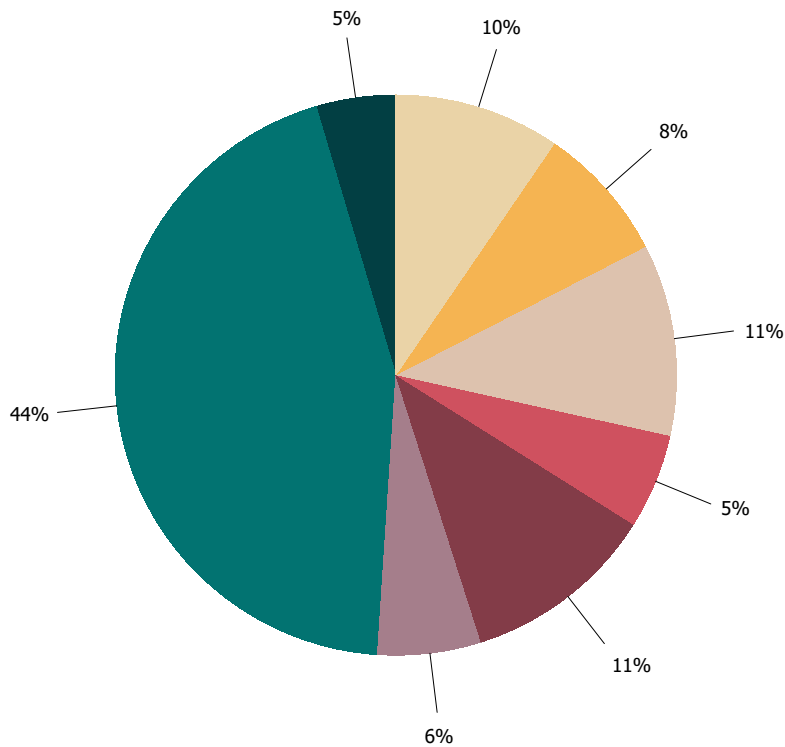
Apr 2020

Export Rolling 12-months



- Export Groups**
- Agricultural Seeds
 - Cotton
 - Empty
 - F.A.K.
 - Meat Products
 - Other
 - Paper & Wood Pulp
 - Timber

Import Rolling 12-months



- Import Groups**
- Building Products
 - Electrical Equipment
 - Empty
 - F.A.K.
 - Household Items
 - Iron & Steel
 - Other
 - Paper & Wood Pulp