

Monthly Trade Report

June 2024

Total Trade in Tonnes

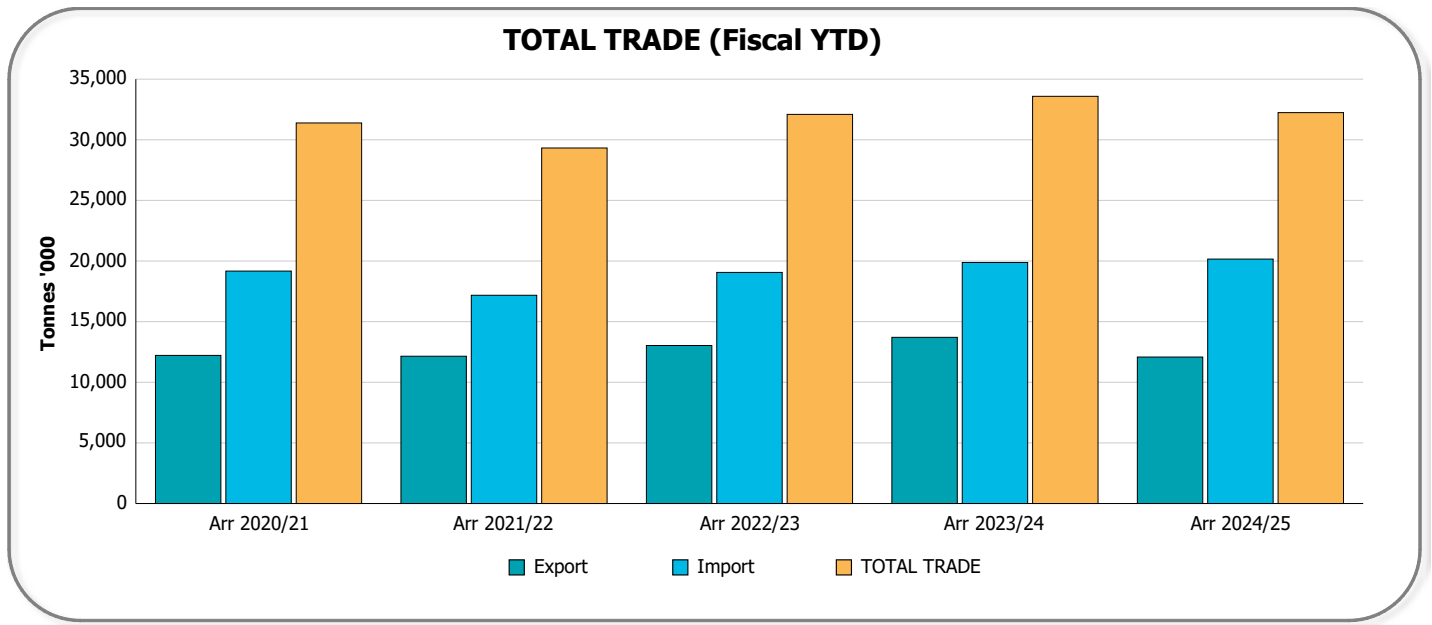
(Including containerised and non-containerised)

Jun 2024

		Arr 2024/Jun	Arr 2023/Jun	Variance	Rolling 12 Months	PY Rolling 12 Months	Variance
Import (Non-T'ship)	Crude Oil	367,073	272,002	95,071	4,892,343	4,932,608	-40,265
	Refined Oil	440,914	304,308	136,606	4,152,546	3,827,414	325,132
	Cement	189,496	134,307	55,188	1,888,277	2,056,721	-168,444
	Iron & Steel	67,336	61,753	5,583	814,365	830,862	-16,496
	Building Products	69,866	68,639	1,227	880,855	874,256	6,599
	Timber	21,119	24,513	-3,394	266,696	278,752	-12,056
	Fertiliser & Chemicals (Rural)	86,824	82,452	4,373	1,036,941	960,366	76,575
	Paper & Wood Pulp	24,890	27,976	-3,085	260,753	270,405	-9,652
	Retail Group	145,685	143,445	2,240	1,935,588	1,999,214	-63,626
	Dredging Sand	0	0	0	4	0	4
	Other	251,106	220,248	30,858	3,526,867	3,360,155	166,713
TOTAL	1,664,309	1,339,642	324,667	19,655,236	19,390,752	264,484	
Export (Non-T'ship)	Coal	402,600	170,154	232,446	3,229,690	2,092,638	1,137,052
	Refined Oil	154,189	132,865	21,324	1,281,337	1,598,487	-317,150
	Agricultural Seeds	227,360	299,607	-72,247	1,700,287	4,220,489	-2,520,203
	Cotton	68,623	94,758	-26,135	804,287	792,582	11,704
	Meat Products	88,126	75,320	12,806	893,421	738,980	154,442
	Iron & Steel	77,070	51,049	26,020	767,230	714,908	52,322
	Paper & Wood Pulp	18,339	19,140	-802	236,103	201,378	34,725
	Mineral Ores & Sands	0	0	0	5,446	1,213	4,233
	Other	250,859	286,354	-35,495	2,656,658	2,858,472	-201,814
	TOTAL	1,287,166	1,129,248	157,918	11,574,459	13,219,147	-1,644,688
Total	Transhipped	78,503	95,194	-16,691	1,012,278	976,818	35,460
	Import	1,705,774	1,393,447	312,327	20,160,232	19,879,560	280,672
	Export	1,324,204	1,170,637	153,567	12,081,741	13,707,157	-1,625,415
	TOTAL TRADE	3,029,978	2,564,084	465,894	32,241,973	33,586,717	-1,344,743
Total Motor Vehicle Units	26,339	14,223	12,116	303,559	276,410	27,149	

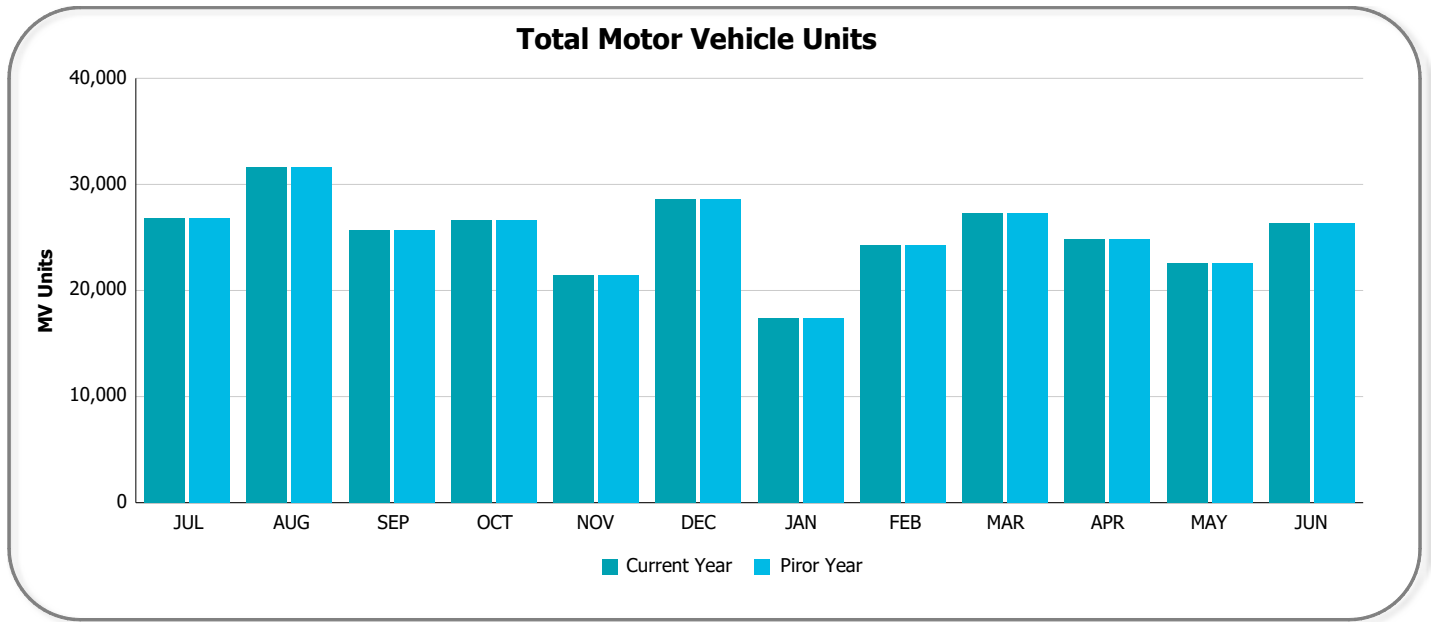
Total Trade in Tonnes

Jun 2024



Total Motor Vehicle Units

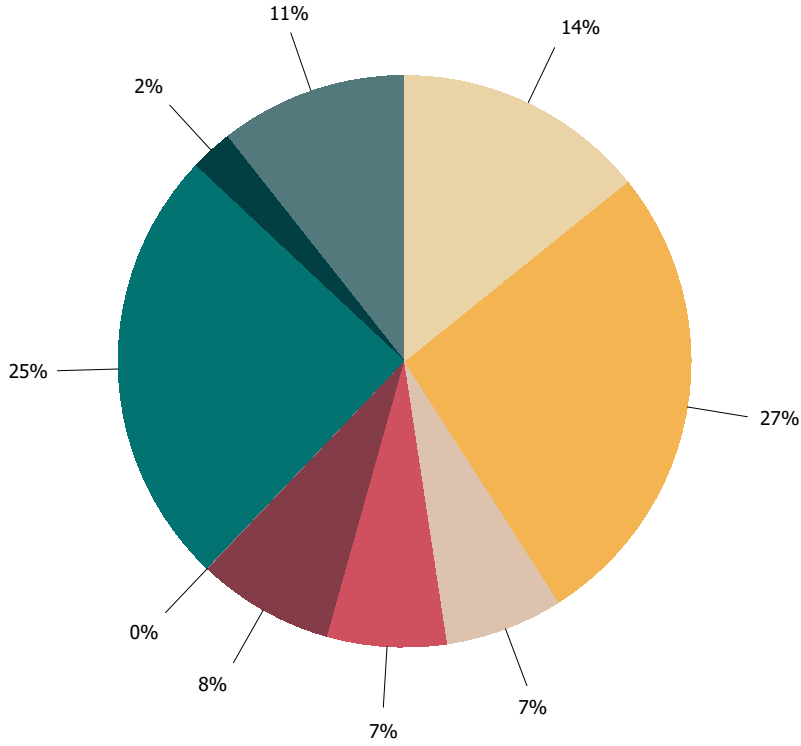
Jun 2024



Total Trade in Tonnes

Jun 2024

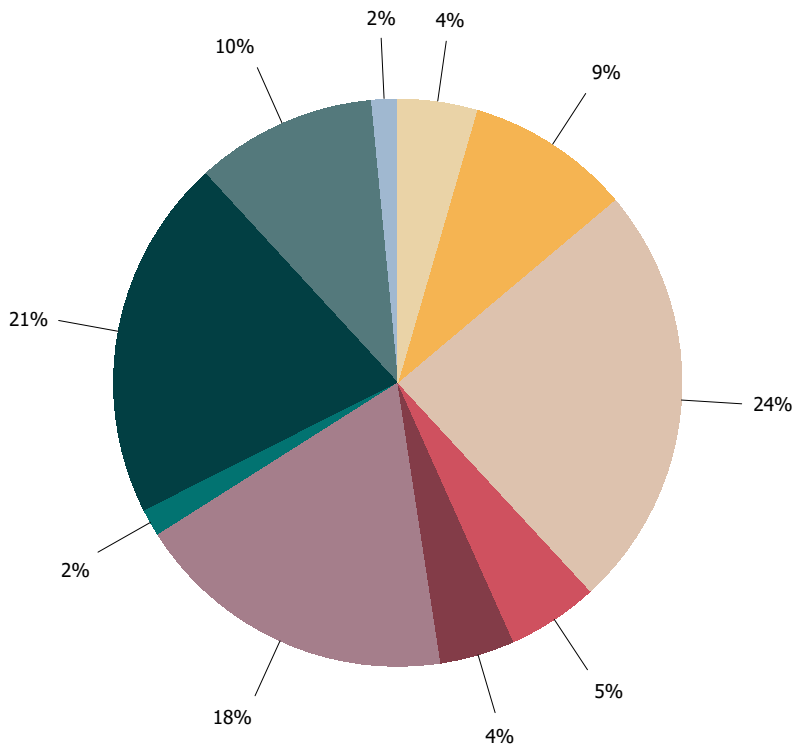
Export Rolling 12-months



Export Groups

- Agricultural Seeds
- Coal
- Cotton
- Iron & Steel
- Meat Products
- Mineral Ores & Sands
- Other
- Paper & Wood Pulp
- Refined Oil

Import Rolling 12-months



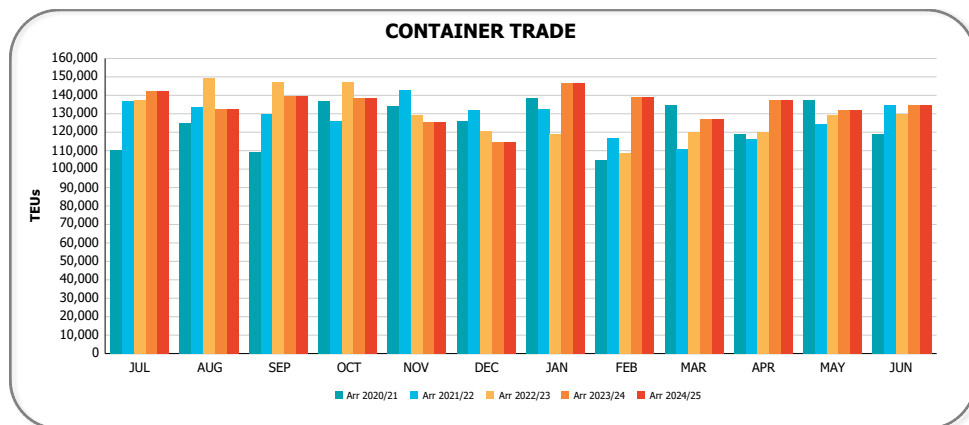
Import Groups

- Building Products
- Cement
- Crude Oil
- Fertiliser & Chemicals (Rural)
- Iron & Steel
- Other
- Paper & Wood Pulp
- Refined Oil
- Retail
- Timber

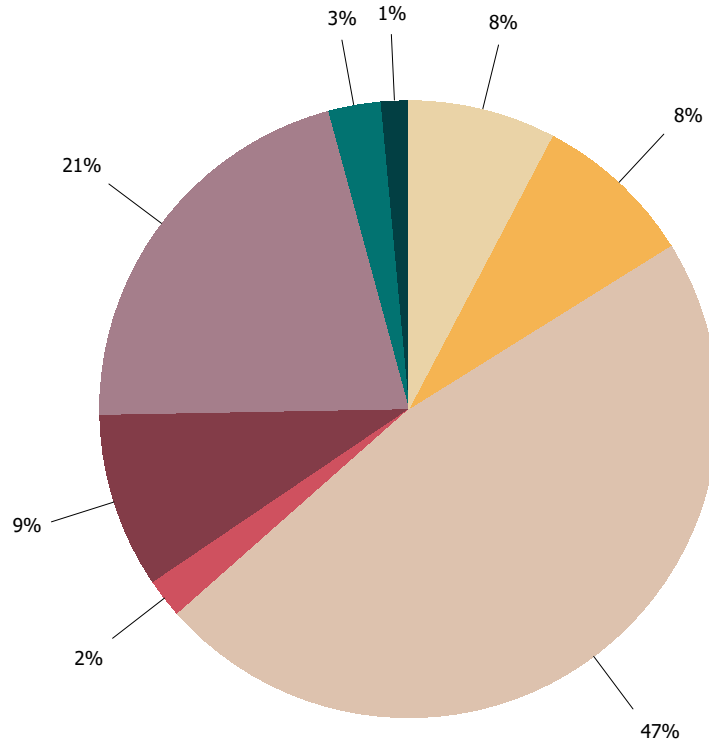
Container Trade in TEUs

Jun 2024

			Arr 2024/Jun	Arr 2023/Jun	Variance	Rolling 12 Months	PY Rolling 12 Months	Variance	
Import (Non-T'ship)	Teus	Empty	6,805	8,912	-2,107	82,874	83,523	-649	
		Full	F.A.K.	1,482	1,997	-515	20,897	26,346	-5,449
			Household Items	6,845	5,343	1,502	81,684	79,279	2,405
			Building Products	5,780	5,717	63	74,008	74,579	-571
			Electrical Equipment	4,445	3,575	870	58,103	59,638	-1,535
			Paper & Wood Pulp	2,607	2,033	574	26,336	24,715	1,621
			Iron & Steel	4,262	3,929	333	48,493	45,342	3,151
			Import Other	26,775	27,699	-924	357,784	339,359	18,425
			Total	52,195	50,293	1,902	667,305	649,259	18,046
		Total	59,000	59,205	-205	750,179	732,782	17,398	
Export (Non-T'ship)	Teus	Empty	26,479	22,327	4,152	355,443	337,029	18,414	
		Full	Meat Products	6,864	5,738	1,126	68,891	56,963	11,928
			Cotton	5,399	7,442	-2,043	63,233	61,801	1,432
			Paper & Wood Pulp	1,635	1,645	-10	20,601	17,540	3,061
			Timber	1,112	681	431	11,117	6,919	4,198
			F.A.K.	1,388	1,740	-352	15,426	18,338	-2,912
			Agricultural Seeds	8,229	5,531	2,698	57,774	71,517	-13,743
			Export Other	16,204	16,226	-22	158,145	157,630	515
			Total	40,831	39,003	1,828	395,187	390,708	4,479
		Total	67,310	61,330	5,981	750,630	727,737	22,893	
TOTAL	Teus	Transhipped	8,255	9,240	-985	108,663	96,434	12,229	
		Empty	33,284	31,239	2,046	438,317	420,552	17,766	
		Full	93,026	89,296	3,730	1,062,492	1,039,967	22,525	
		Total	134,566	129,775	4,791	1,609,472	1,556,953	52,520	

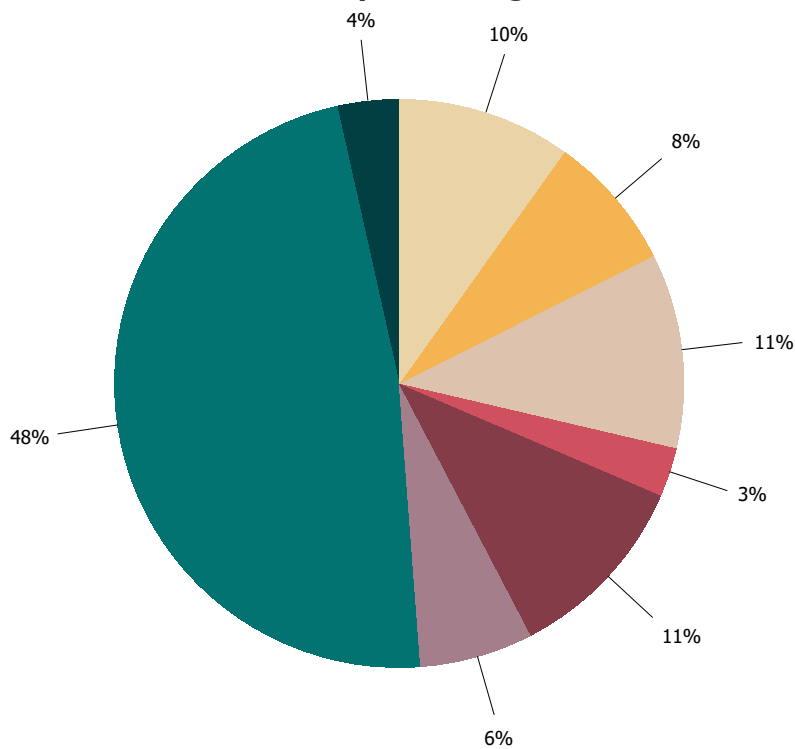


Export Rolling 12-months



- Export Groups**
- Agricultural Seeds
 - Cotton
 - Empty
 - F.A.K.
 - Meat Products
 - Other
 - Paper & Wood Pulp
 - Timber

Import Rolling 12-months



- Import Groups**
- Building Products
 - Electrical Equipment
 - Empty
 - F.A.K.
 - Household Items
 - Iron & Steel
 - Other
 - Paper & Wood Pulp