

Monthly Trade Report

November 2022

Total Trade in Tonnes

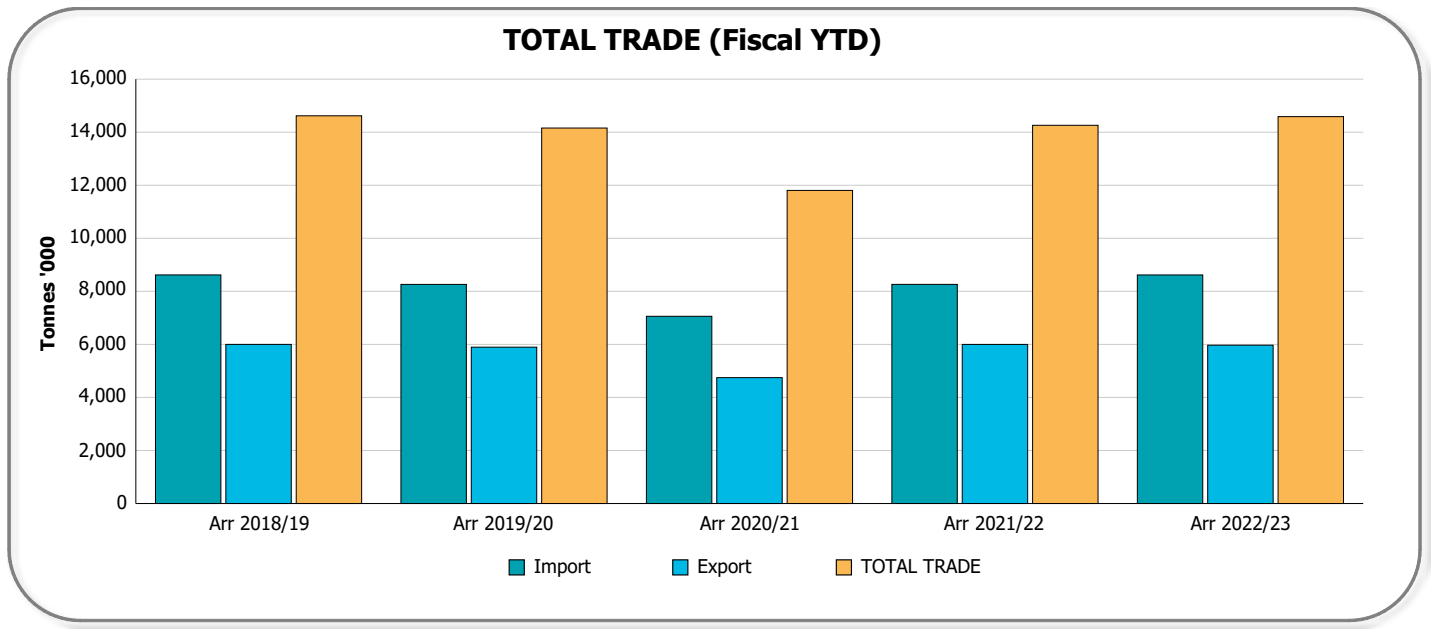
(Including containerised and non-containerised)

Nov 2022

		Arr 2022/Nov	Arr 2021/Nov	Variance	Rolling 12 Months	PY Rolling 12 Months	Variance
Import (Non-T'ship)	Crude Oil	422,313	358,204	64,109	4,909,894	5,001,771	-91,877
	Refined Oil	211,027	331,996	-120,969	3,397,894	2,905,305	492,590
	Cement	198,127	188,848	9,279	1,861,569	1,809,165	52,404
	Iron & Steel	65,403	102,701	-37,298	976,715	900,031	76,684
	Building Products	72,695	86,283	-13,588	930,485	835,471	95,014
	Timber	19,310	32,731	-13,421	342,075	316,619	25,457
	Fertiliser & Chemicals (Rural)	50,983	76,616	-25,634	866,750	838,316	28,434
	Paper & Wood Pulp	19,914	19,380	534	254,732	260,808	-6,076
	Retail Group	160,550	206,604	-46,055	2,164,422	2,131,293	33,129
	Dredging Sand	0	0	0	0	0	0
	Other	245,196	248,438	-3,242	3,288,490	2,897,727	390,762
TOTAL	1,465,516	1,651,802	-186,286	18,993,026	17,896,506	1,096,520	
Export (Non-T'ship)	Coal	139,121	343,293	-204,172	2,065,696	3,848,414	-1,782,718
	Refined Oil	108,902	105,772	3,130	1,666,494	1,497,581	168,913
	Agricultural Seeds	289,729	198,215	91,514	3,693,470	2,631,515	1,061,955
	Cotton	57,995	55,536	2,459	679,192	413,220	265,972
	Meat Products	50,819	63,710	-12,892	673,455	737,094	-63,639
	Iron & Steel	65,403	48,542	16,861	689,177	748,079	-58,902
	Paper & Wood Pulp	15,707	18,824	-3,116	213,063	198,345	14,718
	Mineral Ores & Sands	97	21	75	548	1,151	-602
	Other	229,613	284,134	-54,522	2,911,882	2,839,726	72,156
	TOTAL	957,386	1,118,048	-160,662	12,592,977	12,915,125	-322,148
Total	Transhipped	69,001	69,360	-359	838,106	968,875	-130,769
	Import	1,503,544	1,686,504	-182,960	19,418,037	18,380,391	1,037,646
	Export	988,360	1,152,706	-164,346	13,006,072	13,400,114	-394,042
	TOTAL TRADE	2,491,904	2,839,210	-347,306	32,424,109	31,780,506	643,604
Total Motor Vehicle Units	24,304	19,037	5,267	271,056	254,539	16,517	

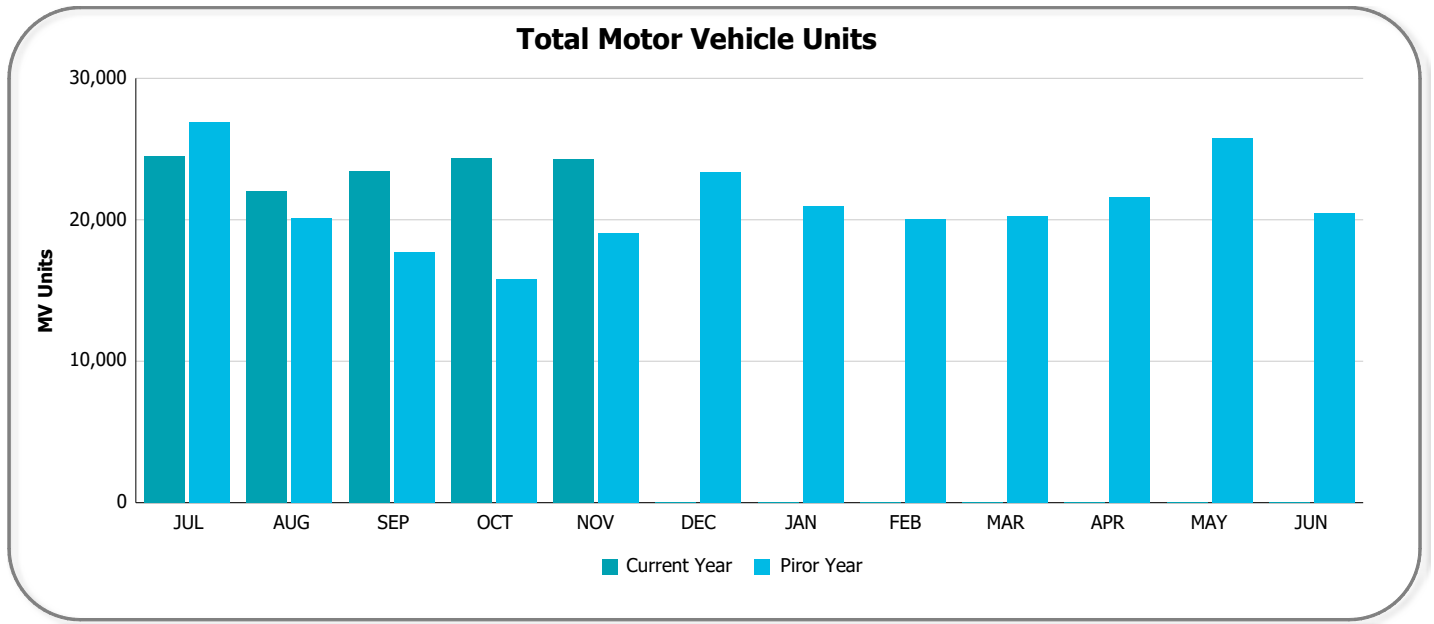
Total Trade in Tonnes

Nov 2022



Total Motor Vehicle Units

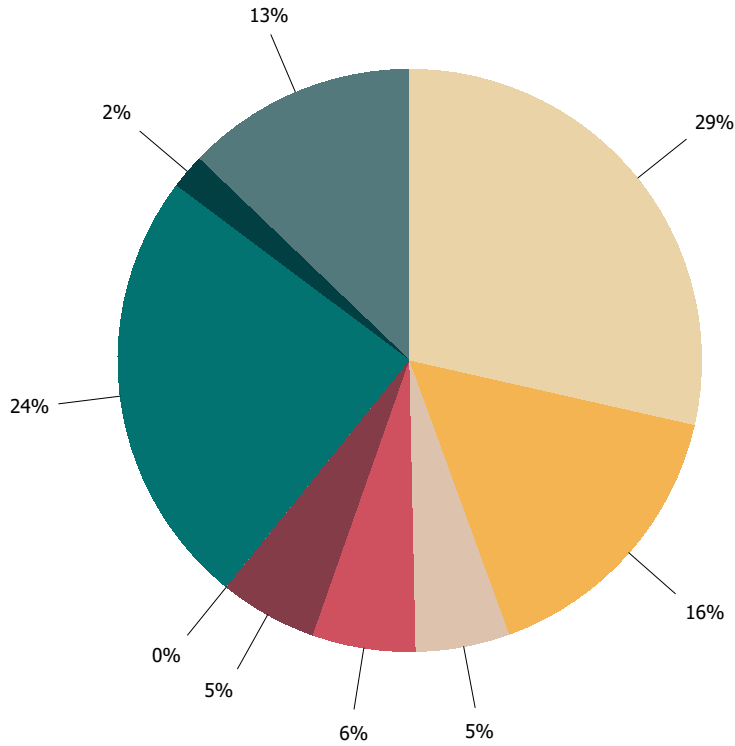
Nov 2022



Total Trade in Tonnes

Nov 2022

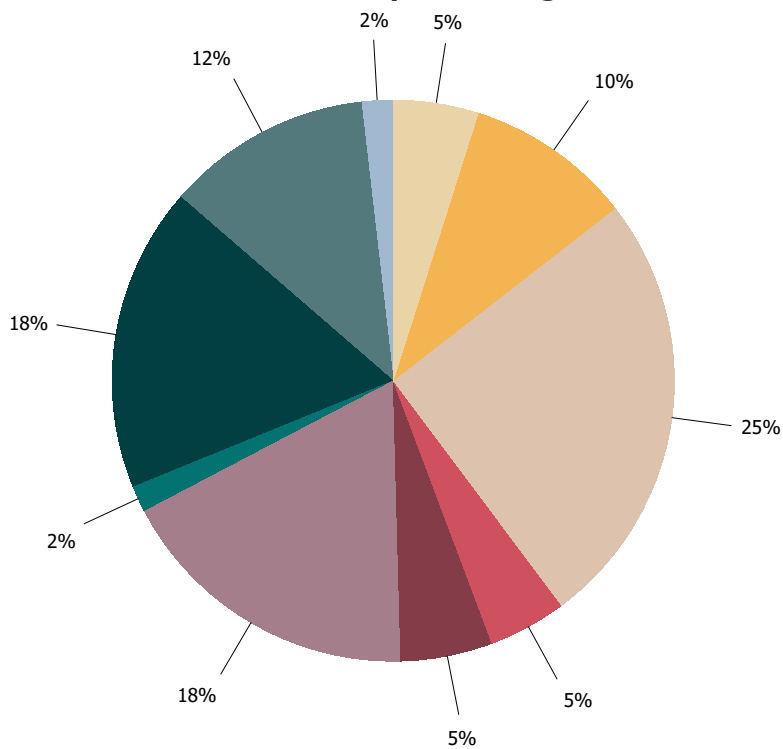
Export Rolling 12-months



Export Groups

- Agricultural Seeds
- Coal
- Cotton
- Iron & Steel
- Meat Products
- Mineral Ores & Sands
- Other
- Paper & Wood Pulp
- Refined Oil

Import Rolling 12-months



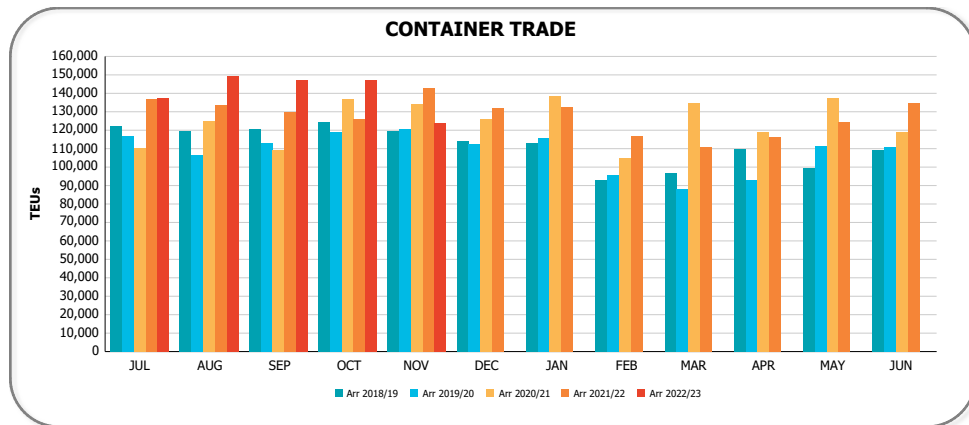
Import Groups

- Building Products
- Cement
- Crude Oil
- Fertiliser & Chemicals (Rural)
- Iron & Steel
- Other
- Paper & Wood Pulp
- Refined Oil
- Retail
- Timber

Container Trade in TEUs

Nov 2022

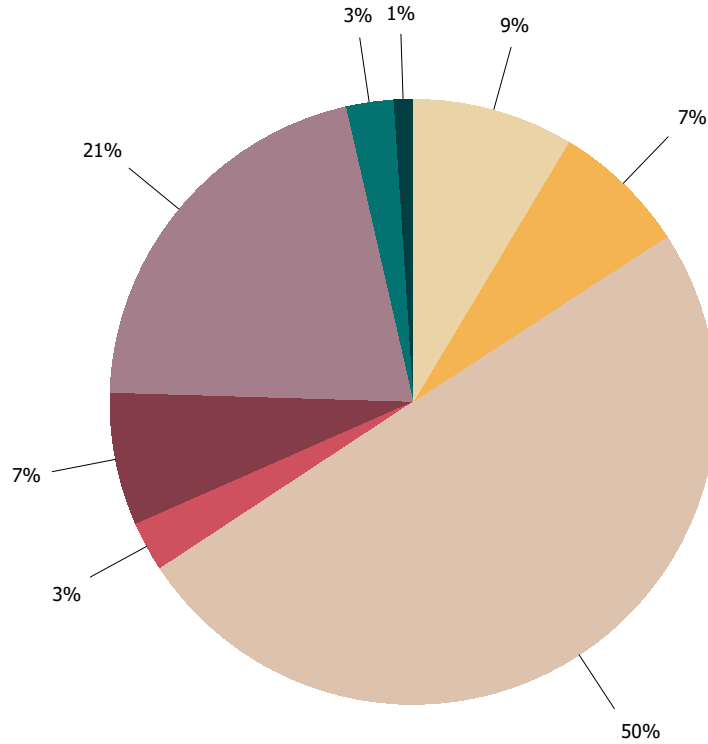
			Arr 2022/Nov	Arr 2021/Nov	Variance	Rolling 12 Months	PY Rolling 12 Months	Variance	
Import (Non-T'ship)	Teus	Empty	3,528	5,726	-2,198	64,689	56,519	8,170	
		Full	F.A.K.	1,720	3,529	-1,809	31,012	57,300	-26,288
			Household Items	7,408	9,309	-1,901	91,947	87,189	4,758
			Building Products	6,305	7,437	-1,132	78,742	71,850	6,892
			Electrical Equipment	4,966	6,333	-1,367	70,038	60,622	9,417
			Paper & Wood Pulp	2,306	2,035	271	24,186	25,957	-1,771
			Iron & Steel	3,660	4,454	-794	45,412	44,180	1,231
			Import Other	27,481	31,525	-4,044	339,427	325,088	14,339
			Total	53,847	64,623	-10,776	680,764	672,185	8,579
		Total	57,375	70,349	-12,974	745,452	728,704	16,749	
Export (Non-T'ship)	Teus	Empty	29,975	32,159	-2,184	365,865	385,165	-19,300	
		Full	Meat Products	3,945	4,849	-904	51,932	57,069	-5,137
			Cotton	4,613	4,431	182	52,973	32,598	20,375
			Paper & Wood Pulp	1,400	1,653	-253	18,559	17,656	903
			Timber	514	1,026	-512	7,695	12,074	-4,379
			F.A.K.	1,414	1,712	-298	19,509	18,562	947
			Agricultural Seeds	5,723	5,056	667	62,976	49,125	13,851
			Export Other	12,863	12,895	-32	153,497	149,952	3,545
			Total	30,472	31,622	-1,150	367,141	337,036	30,105
		Total	60,447	63,781	-3,334	733,006	722,201	10,805	
TOTAL	Teus	Transhipped	6,305	8,500	-2,195	93,758	97,167	-3,409	
		Empty	33,503	37,885	-4,382	430,553	441,684	-11,131	
		Full	84,319	96,245	-11,926	1,047,904	1,009,221	38,684	
		Total	124,127	142,629	-18,503	1,572,216	1,548,072	24,144	



Container Trade in TEUs

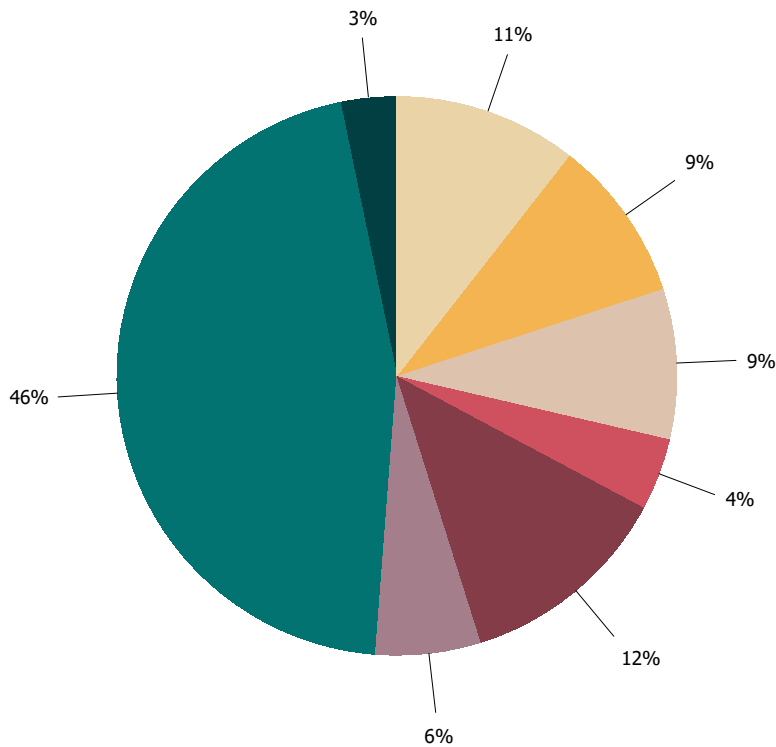
Nov 2022

Export Rolling 12-months



- Export Groups**
- Agricultural Seeds
 - Cotton
 - Empty
 - F.A.K.
 - Meat Products
 - Other
 - Paper & Wood Pulp
 - Timber

Import Rolling 12-months



- Import Groups**
- Building Products
 - Electrical Equipment
 - Empty
 - F.A.K.
 - Household Items
 - Iron & Steel
 - Other
 - Paper & Wood Pulp