

Monthly Trade Report

August 2022

Total Trade in Tonnes

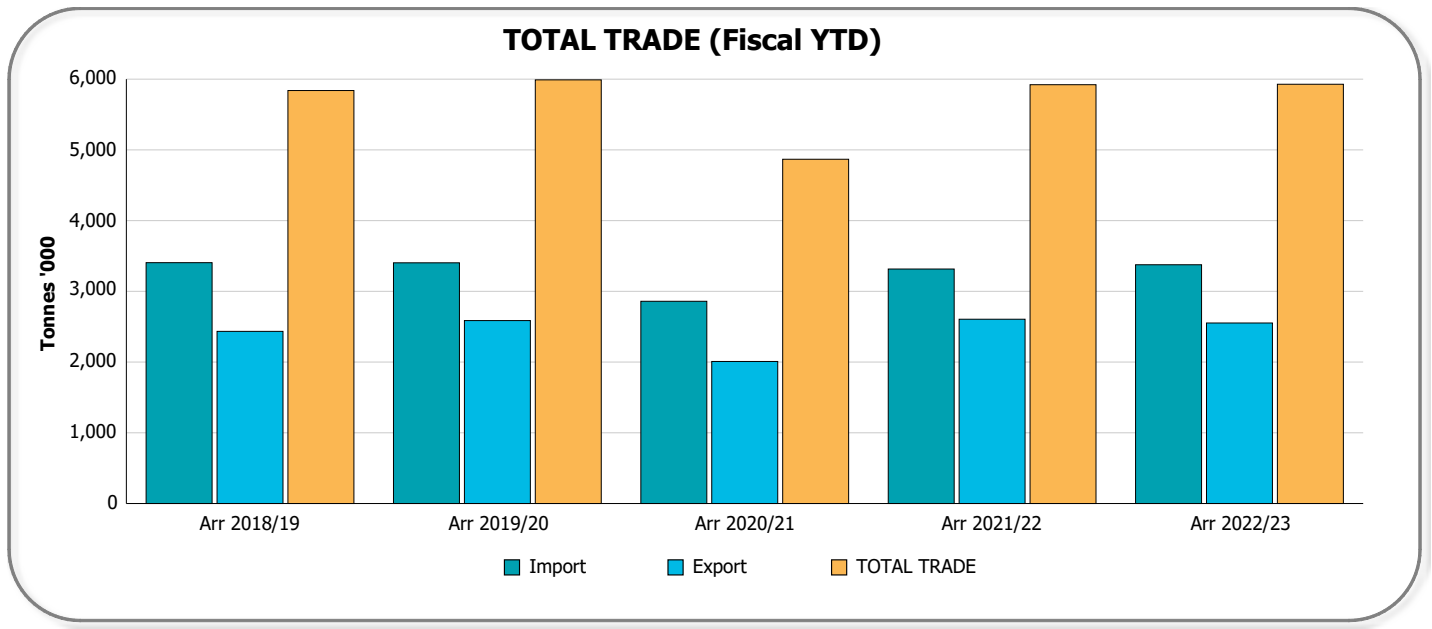
(Including containerised and non-containerised)

Aug 2022

		Arr 2022/Aug	Arr 2021/Aug	Variance	Rolling 12 Months	PY Rolling 12 Months	Variance
Import (Non-T'ship)	Crude Oil	314,244	467,419	-153,175	4,855,026	4,470,419	384,607
	Refined Oil	428,093	191,109	236,984	3,369,216	2,918,455	450,761
	Cement	138,915	209,018	-70,104	1,798,064	1,668,203	129,860
	Iron & Steel	59,097	92,193	-33,096	1,006,017	820,177	185,840
	Building Products	89,363	71,729	17,634	922,906	816,868	106,038
	Timber	28,477	29,402	-925	362,175	301,058	61,117
	Fertiliser & Chemicals (Rural)	76,611	47,916	28,695	845,374	747,032	98,342
	Paper & Wood Pulp	18,446	25,495	-7,050	237,866	262,293	-24,427
	Retail Group	210,049	168,698	41,351	2,171,468	2,140,064	31,404
	Dredging Sand	0	0	0	0	0	0
	Other	361,026	339,134	21,891	3,132,746	3,016,346	116,400
TOTAL	1,724,320	1,642,115	82,205	18,700,856	17,160,915	1,539,942	
Export (Non-T'ship)	Coal	213,225	370,017	-156,792	2,417,796	3,947,922	-1,530,126
	Refined Oil	133,729	142,389	-8,659	1,623,520	1,275,546	347,974
	Agricultural Seeds	330,711	167,338	163,373	3,444,557	2,217,221	1,227,335
	Cotton	110,801	67,882	42,919	551,402	281,767	269,635
	Meat Products	67,007	63,282	3,725	694,908	730,196	-35,288
	Iron & Steel	88,379	80,314	8,065	714,375	735,043	-20,668
	Paper & Wood Pulp	13,381	14,524	-1,143	216,507	204,824	11,683
	Mineral Ores & Sands	0	28	-28	833	1,540	-707
	Other	307,624	223,988	83,636	2,910,920	2,890,576	20,344
	TOTAL	1,264,856	1,129,761	135,095	12,574,818	12,284,636	290,183
Total	Transhipped	92,232	116,946	-24,714	823,748	933,629	-109,881
	Import	1,771,373	1,709,125	62,247	19,118,118	17,633,661	1,484,458
	Export	1,310,035	1,179,696	130,339	12,981,304	12,745,518	235,786
	TOTAL TRADE	3,081,408	2,888,821	192,587	32,099,423	30,379,179	1,720,244
Total Motor Vehicle Units	21,986	20,143	1,843	251,506	273,765	-22,259	

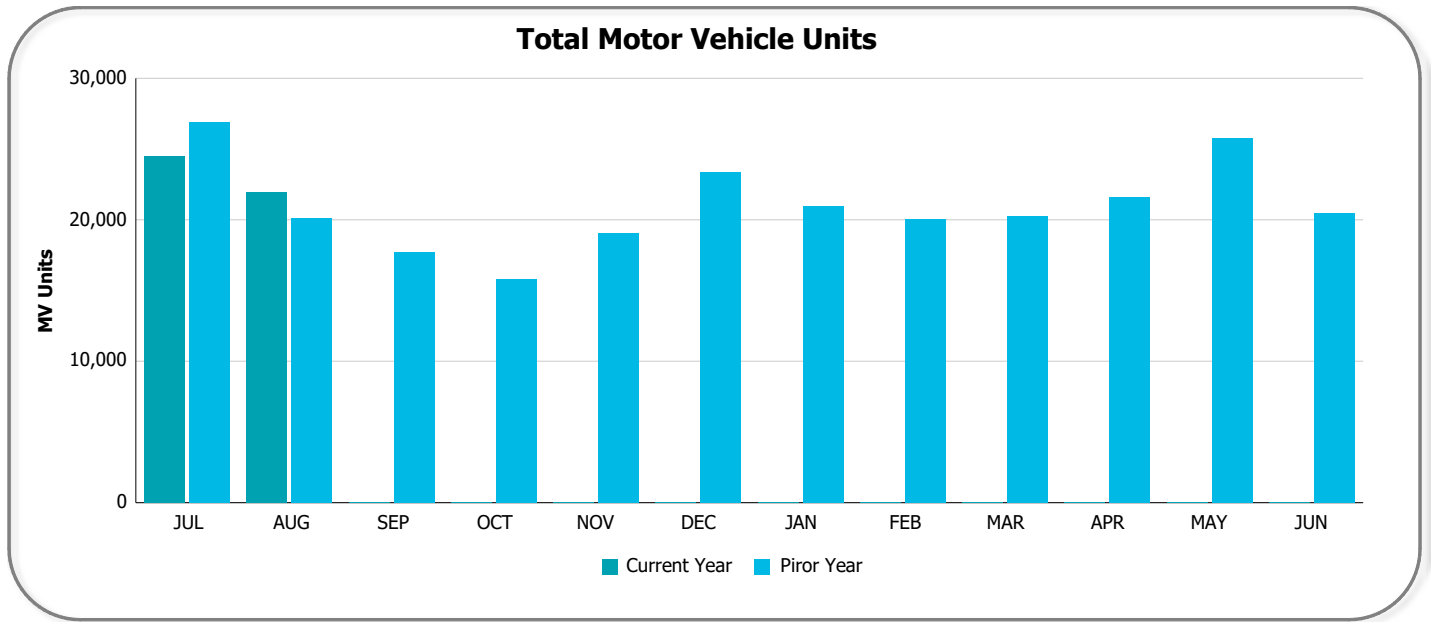
Total Trade in Tonnes

Aug 2022



Total Motor Vehicle Units

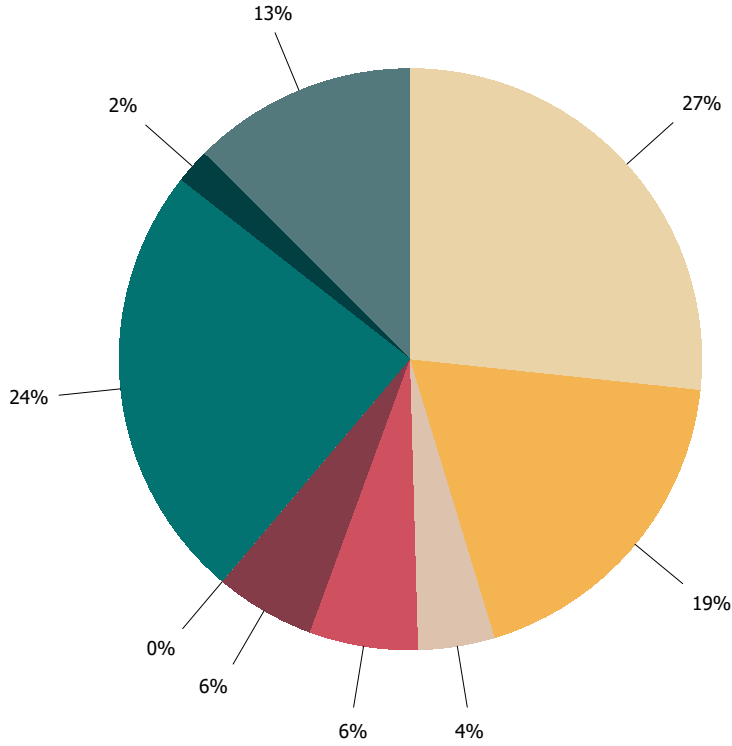
Aug 2022



Total Trade in Tonnes

Aug 2022

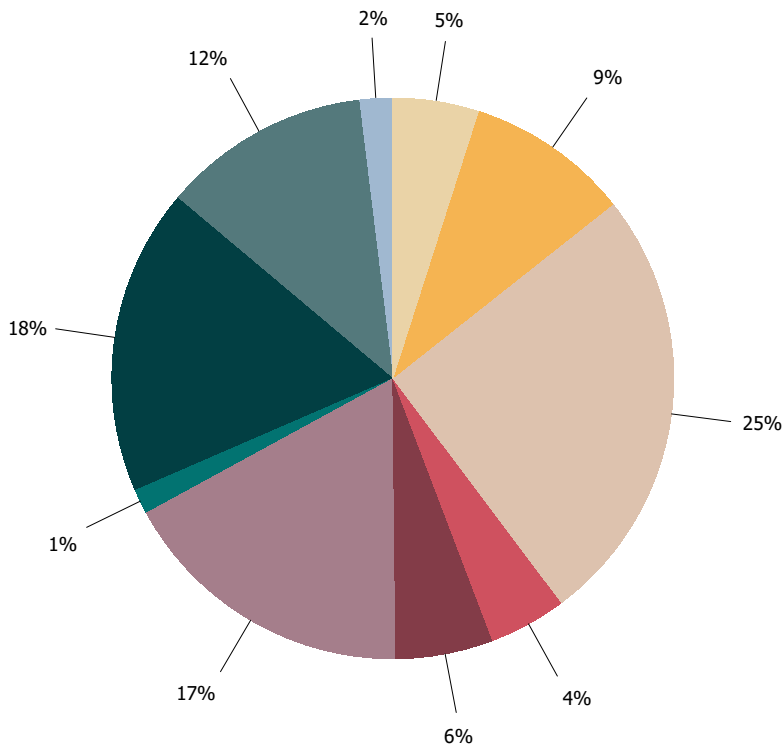
Export Rolling 12-months



Export Groups

- Agricultural Seeds
- Coal
- Cotton
- Iron & Steel
- Meat Products
- Mineral Ores & Sands
- Other
- Paper & Wood Pulp
- Refined Oil

Import Rolling 12-months



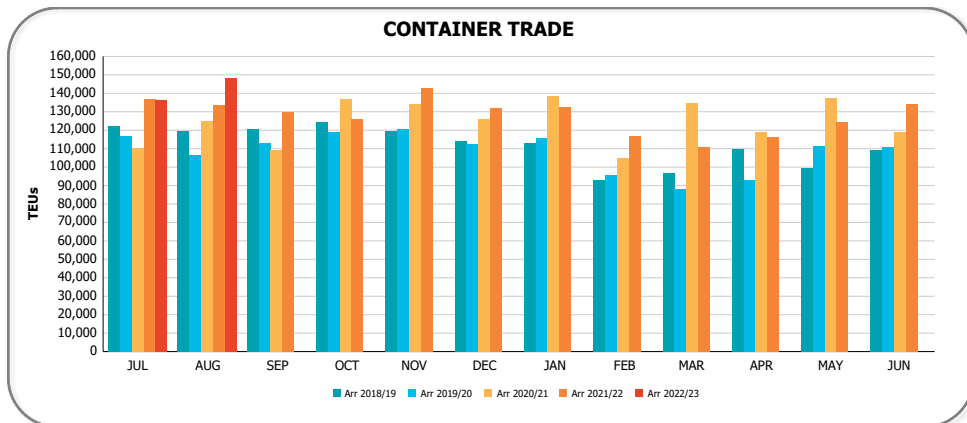
Import Groups

- Building Products
- Cement
- Crude Oil
- Fertiliser & Chemicals (Rural)
- Iron & Steel
- Other
- Paper & Wood Pulp
- Refined Oil
- Retail
- Timber

Container Trade in TEUs

Aug 2022

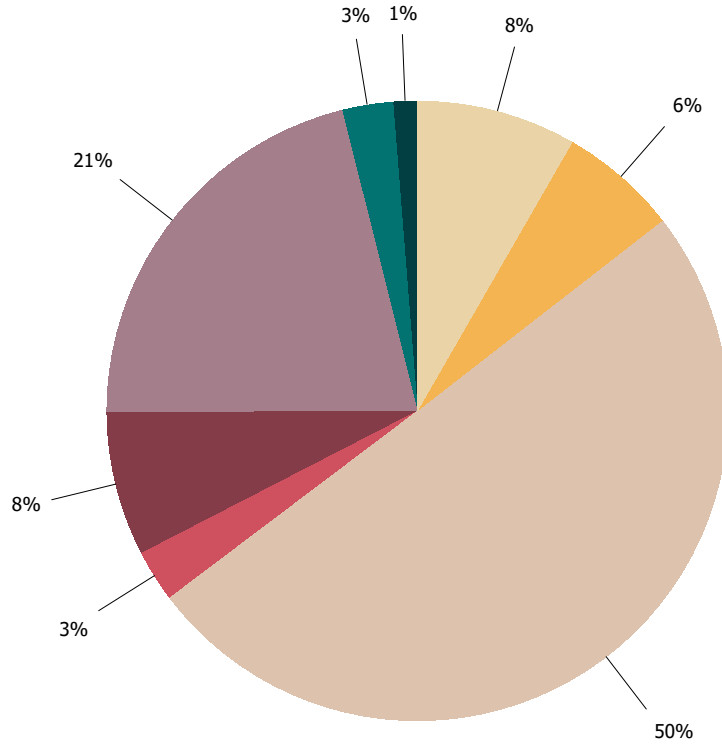
			Arr 2022/Aug	Arr 2021/Aug	Variance	Rolling 12 Months	PY Rolling 12 Months	Variance	
Import (Non-T'ship)	Teus	Empty	7,057	7,405	-348	63,689	51,226	12,463	
		Full	F.A.K.	2,357	3,364	-1,007	36,010	57,657	-21,646
			Household Items	9,298	6,867	2,431	92,079	88,626	3,453
			Building Products	7,644	6,352	1,292	77,864	71,443	6,421
			Electrical Equipment	6,115	4,390	1,724	67,358	64,306	3,053
			Paper & Wood Pulp	2,048	2,397	-349	23,788	26,192	-2,404
			Iron & Steel	4,308	3,604	704	46,430	42,643	3,788
			Import Other	33,115	28,359	4,756	335,213	324,210	11,003
			Total	64,885	55,333	9,552	678,743	675,076	3,667
		Total	71,942	62,738	9,204	742,432	726,302	16,131	
Export (Non-T'ship)	Teus	Empty	26,359	27,119	-760	357,236	385,665	-28,429	
		Full	Meat Products	5,117	4,838	279	53,480	56,722	-3,242
			Cotton	8,832	5,364	3,468	43,879	22,139	21,740
			Paper & Wood Pulp	1,185	1,328	-143	18,847	18,458	389
			Timber	909	834	75	8,985	22,970	-13,985
			F.A.K.	1,751	1,607	144	19,326	17,794	1,532
			Agricultural Seeds	6,857	4,063	2,794	59,121	42,612	16,509
			Export Other	15,703	15,443	260	150,388	147,148	3,240
			Total	40,354	33,477	6,877	354,026	327,843	26,183
		Total	66,713	60,596	6,117	711,262	713,508	-2,246	
TOTAL	Teus	Transhipped	9,574	10,163	-589	97,156	89,552	7,604	
		Empty	33,416	34,524	-1,108	420,926	436,891	-15,966	
		Full	105,239	88,810	16,429	1,032,769	1,002,919	29,850	
		Total	148,229	133,497	14,732	1,550,851	1,529,362	21,489	



Container Trade in TEUs

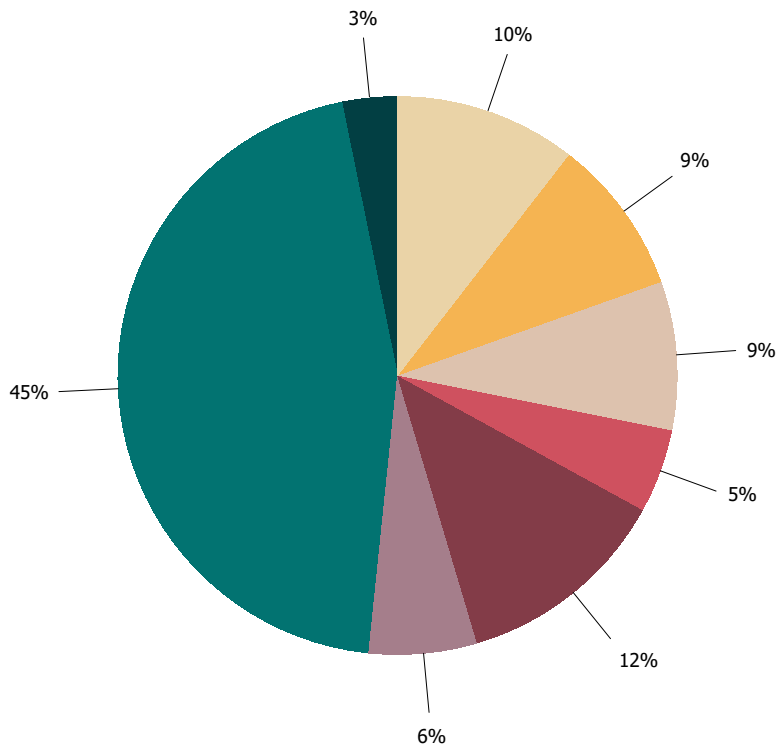
Aug 2022

Export Rolling 12-months



- Export Groups**
- Agricultural Seeds
 - Cotton
 - Empty
 - F.A.K.
 - Meat Products
 - Other
 - Paper & Wood Pulp
 - Timber

Import Rolling 12-months



- Import Groups**
- Building Products
 - Electrical Equipment
 - Empty
 - F.A.K.
 - Household Items
 - Iron & Steel
 - Other
 - Paper & Wood Pulp