

# Monthly Trade Report

May 2026

# Total Trade in Tonnes

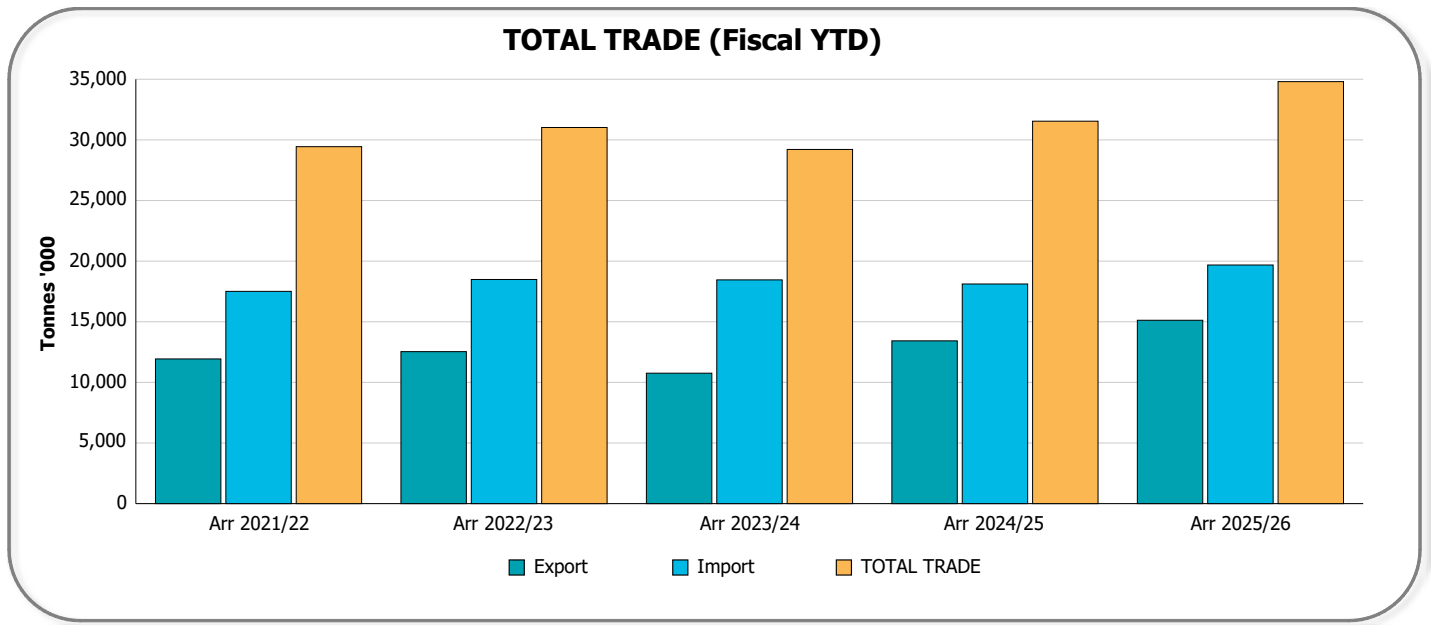
(Including containerised and non-containerised)

May 2026

		Arr 2026/May	Arr 2025/May	Variance	Rolling 12 Months	PY Rolling 12 Months	Variance
<b>Import (Non-T'ship)</b>	Crude Oil	326,875	396,969	-70,094	4,629,937	4,121,596	508,341
	Refined Oil	447,581	330,916	116,665	4,562,049	4,553,832	8,217
	Cement	222,088	182,618	39,470	2,198,870	1,910,424	288,447
	Iron & Steel	75,761	67,262	8,498	901,006	842,106	58,899
	Building Products	98,755	88,165	10,591	1,103,141	967,383	135,758
	Timber	27,894	24,656	3,238	310,864	275,785	35,079
	Fertiliser & Chemicals (Rural)	80,541	127,412	-46,870	1,076,976	1,175,826	-98,849
	Paper & Wood Pulp	20,638	27,560	-6,922	241,302	290,991	-49,689
	Retail Group	178,626	182,940	-4,314	2,177,791	2,070,806	106,985
	Dredging Sand	0	0	0	0	22	-22
	Other	280,935	298,417	-17,482	3,646,165	3,344,353	301,811
<b>TOTAL</b>	<b>1,759,694</b>	<b>1,726,914</b>	<b>32,780</b>	<b>20,848,101</b>	<b>19,553,123</b>	<b>1,294,978</b>	
<b>Export (Non-T'ship)</b>	Coal	524,665	320,075	204,590	6,175,074	4,658,415	1,516,659
	Refined Oil	118,636	68,561	50,075	1,211,053	990,068	220,985
	Agricultural Seeds	261,598	354,093	-92,494	2,938,437	3,235,240	-296,803
	Cotton	33,550	29,639	3,911	697,049	565,674	131,376
	Meat Products	100,171	87,765	12,406	1,145,220	998,935	146,285
	Iron & Steel	71,774	101,479	-29,705	811,731	811,696	35
	Paper & Wood Pulp	21,553	19,904	1,649	263,178	251,173	12,005
	Mineral Ores & Sands	93	972	-879	2,216	22,277	-20,061
	Other	283,138	249,338	33,800	3,140,498	2,872,192	268,306
	<b>TOTAL</b>	<b>1,415,178</b>	<b>1,231,826</b>	<b>183,352</b>	<b>16,384,457</b>	<b>14,405,669</b>	<b>1,978,788</b>
<b>Total</b>	<b>Transhipped</b>	<b>90,359</b>	<b>82,337</b>	<b>8,022</b>	<b>882,437</b>	<b>715,010</b>	<b>167,427</b>
	<b>Import</b>	<b>1,807,530</b>	<b>1,768,217</b>	<b>39,313</b>	<b>21,293,199</b>	<b>19,909,198</b>	<b>1,384,001</b>
	<b>Export</b>	<b>1,457,701</b>	<b>1,272,860</b>	<b>184,841</b>	<b>16,821,796</b>	<b>14,764,604</b>	<b>2,057,192</b>
	<b>TOTAL TRADE</b>	<b>3,265,231</b>	<b>3,041,077</b>	<b>224,154</b>	<b>38,114,995</b>	<b>34,673,802</b>	<b>3,441,192</b>
<b>Total Motor Vehicle Units</b>	24,919	21,882	3,037	271,280	261,110	10,170	

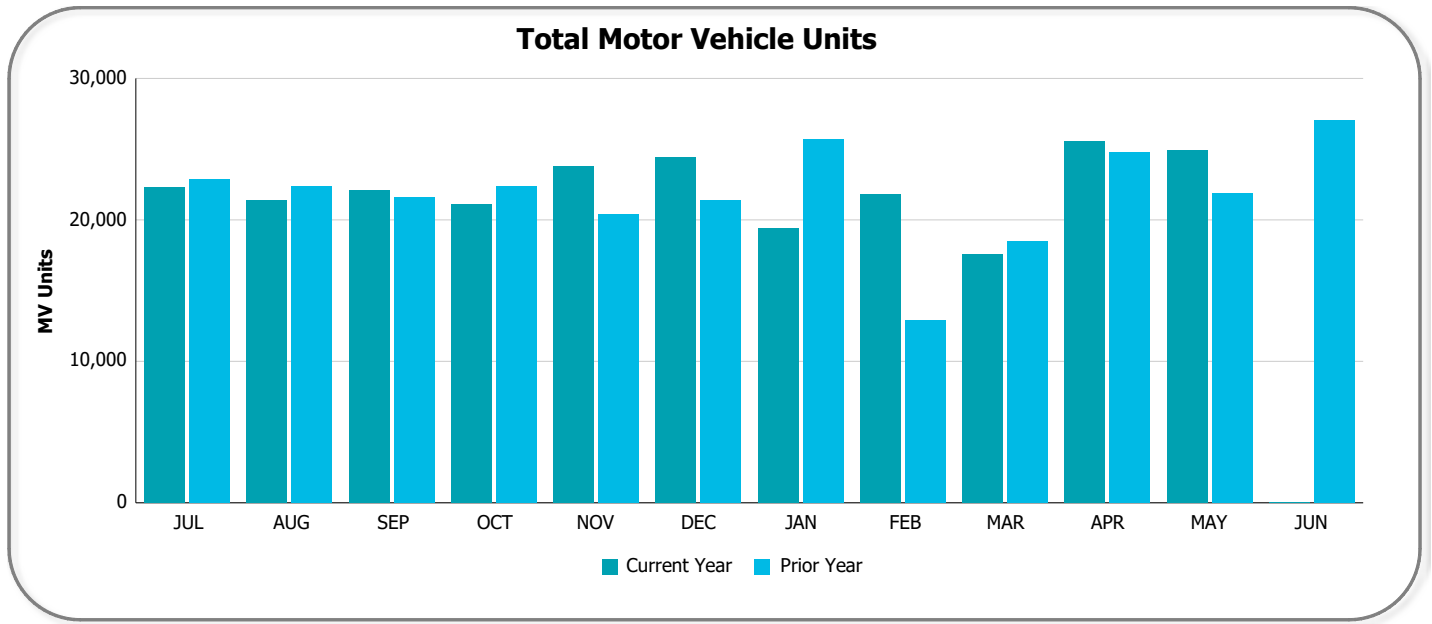
# Total Trade in Tonnes

May 2026



# Total Motor Vehicle Units

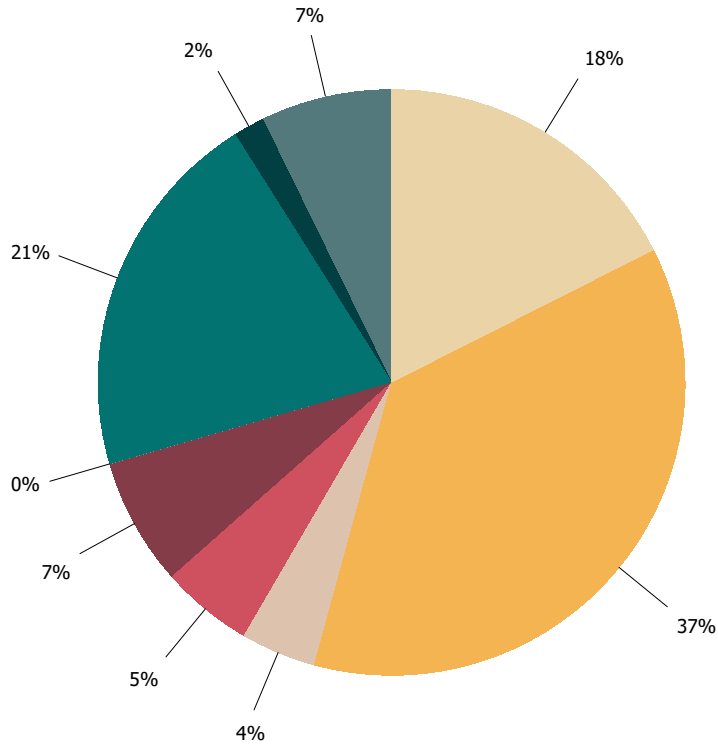
May 2026



# Total Trade in Tonnes

May 2026

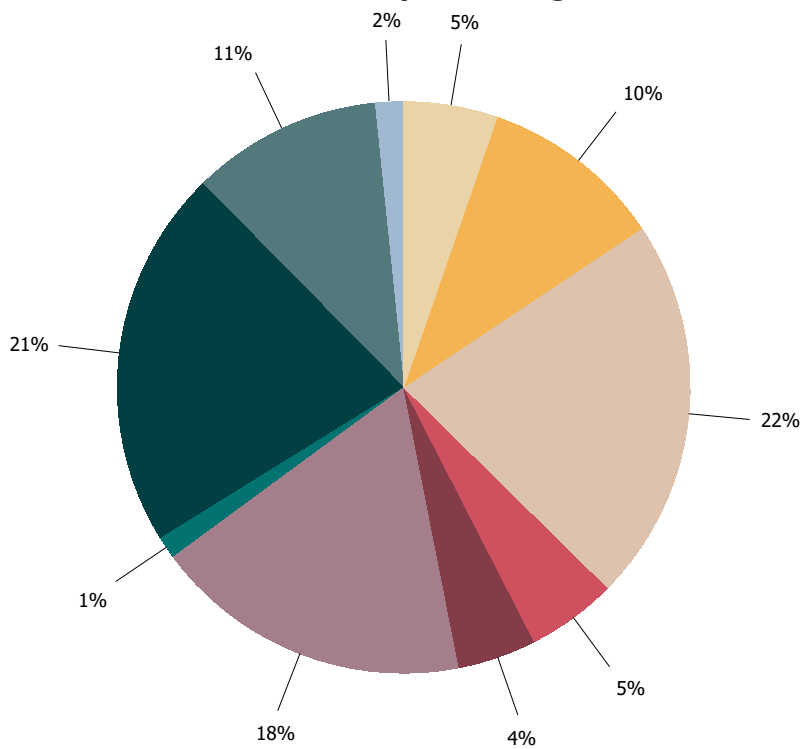
## Export Rolling 12-months



### Export Groups

- Agricultural Seeds
- Coal
- Cotton
- Iron & Steel
- Meat Products
- Mineral Ores & Sands
- Other
- Paper & Wood Pulp
- Refined Oil

## Import Rolling 12-months



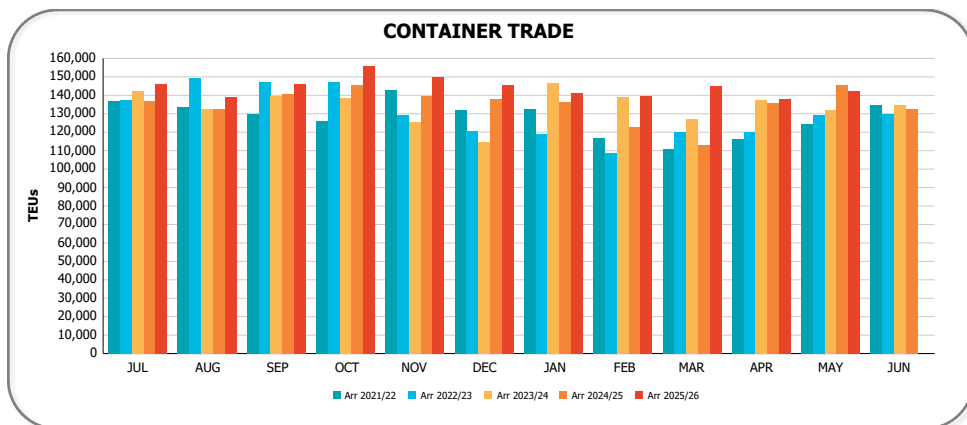
### Import Groups

- Building Products
- Cement
- Crude Oil
- Fertiliser & Chemicals (Rural)
- Iron & Steel
- Other
- Paper & Wood Pulp
- Refined Oil
- Retail
- Timber

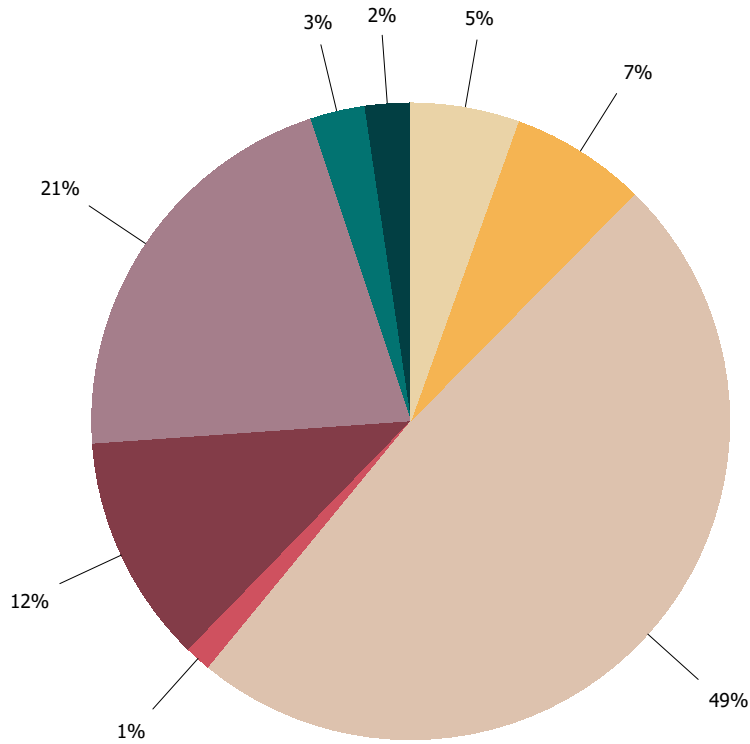
# Container Trade in TEUs

May 2026

			Arr 2026/May	Arr 2025/May	Variance	Rolling 12 Months	PY Rolling 12 Months	Variance	
Import (Non-T'ship)	Teus	Empty	7,246	8,469	-1,223	89,845	88,701	1,144	
		Full	F.A.K.	1,694	1,428	266	16,997	19,932	-2,935
			Household Items	7,492	7,242	250	96,597	92,014	4,583
			Building Products	8,373	7,436	937	93,758	81,966	11,792
			Electrical Equipment	5,406	6,128	-722	69,660	64,206	5,454
			Paper & Wood Pulp	2,241	2,558	-317	25,713	30,161	-4,448
			Iron & Steel	5,123	4,227	896	57,235	49,397	7,838
			Import Other	31,085	31,567	-482	364,149	355,745	8,404
			<b>Total</b>	<b>61,414</b>	<b>60,586</b>	<b>828</b>	<b>724,109</b>	<b>693,421</b>	<b>30,688</b>
			<b>Total</b>	<b>68,660</b>	<b>69,055</b>	<b>-395</b>	<b>813,954</b>	<b>782,121</b>	<b>31,833</b>
Export (Non-T'ship)	Teus	Empty	33,332	30,173	3,159	386,125	354,860	31,265	
		Full	Meat Products	7,736	6,673	1,063	85,231	77,027	8,204
			Cotton	2,666	2,294	372	54,868	44,608	10,260
			Paper & Wood Pulp	1,813	1,696	117	22,030	21,331	699
			Timber	1,251	1,418	-167	18,527	15,947	2,580
			F.A.K.	886	1,325	-439	10,185	17,006	-6,821
			Agricultural Seeds	2,705	3,732	-1,027	42,139	63,248	-21,109
			Export Other	13,309	15,006	-1,697	176,147	158,907	17,240
			<b>Total</b>	<b>30,366</b>	<b>32,144</b>	<b>-1,778</b>	<b>409,127</b>	<b>398,074</b>	<b>11,053</b>
			<b>Total</b>	<b>63,698</b>	<b>62,317</b>	<b>1,381</b>	<b>795,252</b>	<b>752,934</b>	<b>42,318</b>
TOTAL	Teus	Transhipped	9,844	14,245	-4,401	111,834	86,876	24,958	
		Empty	40,578	38,642	1,936	475,970	443,561	32,409	
		Full	91,780	92,730	-950	1,133,236	1,091,495	41,741	
		<b>Total</b>	<b>142,202</b>	<b>145,617</b>	<b>-3,415</b>	<b>1,721,040</b>	<b>1,621,931</b>	<b>99,109</b>	

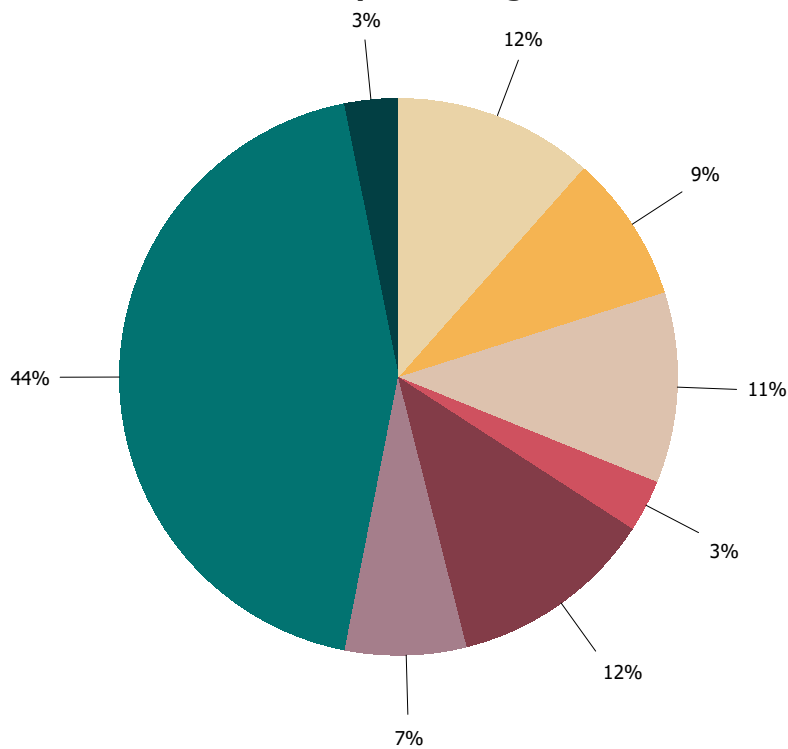


## Export Rolling 12-months



- Export Groups**
- Agricultural Seeds
  - Cotton
  - Empty
  - F.A.K.
  - Meat Products
  - Other
  - Paper & Wood Pulp
  - Timber

## Import Rolling 12-months



- Import Groups**
- Building Products
  - Electrical Equipment
  - Empty
  - F.A.K.
  - Household Items
  - Iron & Steel
  - Other
  - Paper & Wood Pulp