

Monthly Trade Report

May 2026

Total Trade in Tonnes

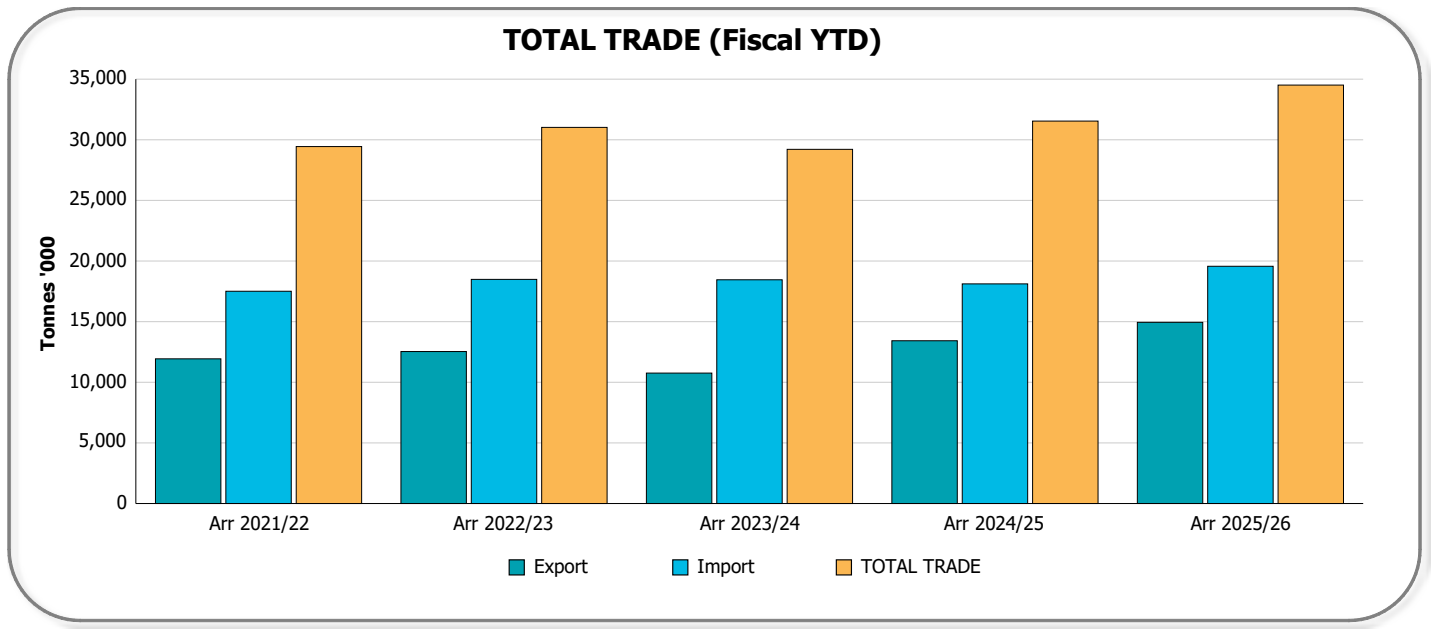
(Including containerised and non-containerised)

May 2026

		Arr 2026/May	Arr 2025/May	Variance	Rolling 12 Months	PY Rolling 12 Months	Variance
Import (Non-T'ship)	Crude Oil	326,875	396,969	-70,094	4,629,937	4,121,596	508,341
	Refined Oil	406,811	330,916	75,896	4,521,280	4,553,832	-32,552
	Cement	221,998	182,618	39,380	2,198,781	1,910,424	288,357
	Iron & Steel	69,990	67,262	2,728	895,235	842,106	53,129
	Building Products	93,086	88,165	4,921	1,097,471	967,383	130,088
	Timber	26,393	24,656	1,737	309,363	275,785	33,578
	Fertiliser & Chemicals (Rural)	62,211	127,412	-65,201	1,058,646	1,175,826	-117,179
	Paper & Wood Pulp	19,679	27,560	-7,881	240,343	290,991	-50,649
	Retail Group	164,605	182,940	-18,336	2,163,769	2,070,806	92,963
	Dredging Sand	0	0	0	0	22	-22
	Other	256,220	298,417	-42,197	3,621,449	3,344,353	277,096
TOTAL	1,647,868	1,726,914	-79,047	20,736,274	19,553,123	1,183,151	
Export (Non-T'ship)	Coal	419,393	320,075	99,318	6,069,802	4,658,415	1,411,387
	Refined Oil	118,591	68,561	50,030	1,211,008	990,068	220,940
	Agricultural Seeds	256,143	354,093	-97,950	2,932,982	3,235,240	-302,259
	Cotton	20,464	29,639	-9,176	683,963	565,674	118,289
	Meat Products	89,059	87,765	1,293	1,134,168	998,935	135,233
	Iron & Steel	65,075	101,479	-36,404	804,849	811,696	-6,847
	Paper & Wood Pulp	20,387	19,904	483	262,012	251,173	10,839
	Mineral Ores & Sands	93	972	-879	2,216	22,277	-20,061
	Other	249,985	249,338	647	3,102,383	2,872,192	230,191
	TOTAL	1,239,189	1,231,826	7,363	16,203,383	14,405,669	1,797,713
Total	Transhipped	88,884	82,337	6,548	880,963	715,010	165,953
	Import	1,694,705	1,768,217	-73,512	21,180,374	19,909,198	1,271,176
	Export	1,281,236	1,272,860	8,376	16,640,246	14,764,604	1,875,641
	TOTAL TRADE	2,975,941	3,041,077	-65,136	37,820,619	34,673,802	3,146,817
Total Motor Vehicle Units	19,584	21,882	-2,298	265,945	261,110	4,835	

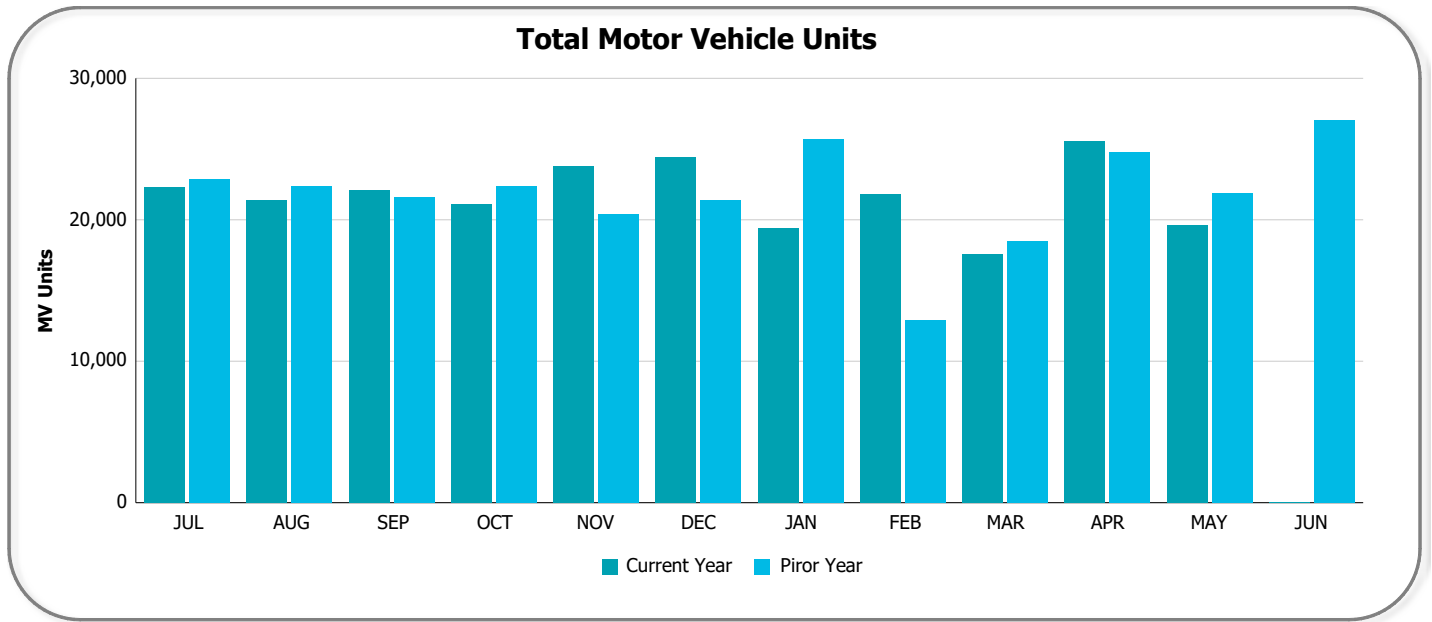
Total Trade in Tonnes

May 2026



Total Motor Vehicle Units

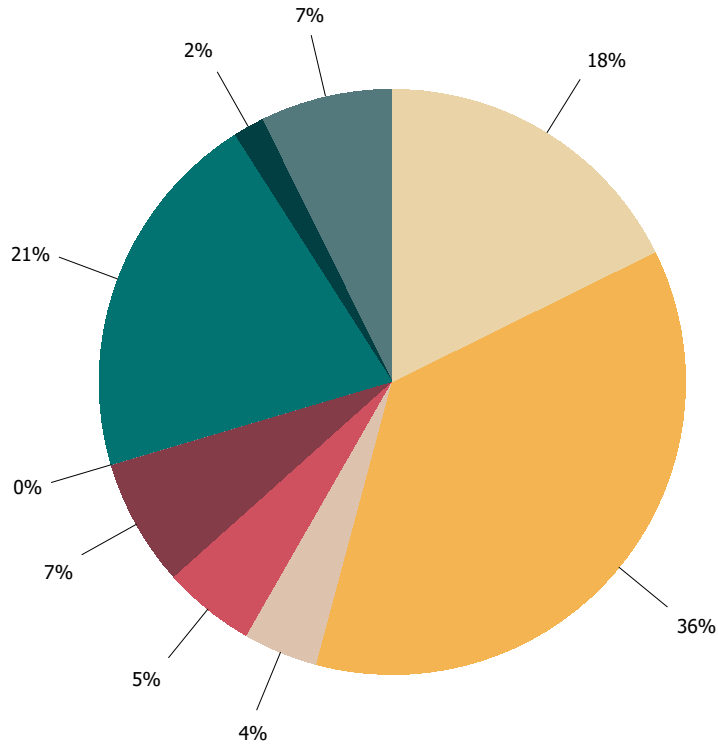
May 2026



Total Trade in Tonnes

May 2026

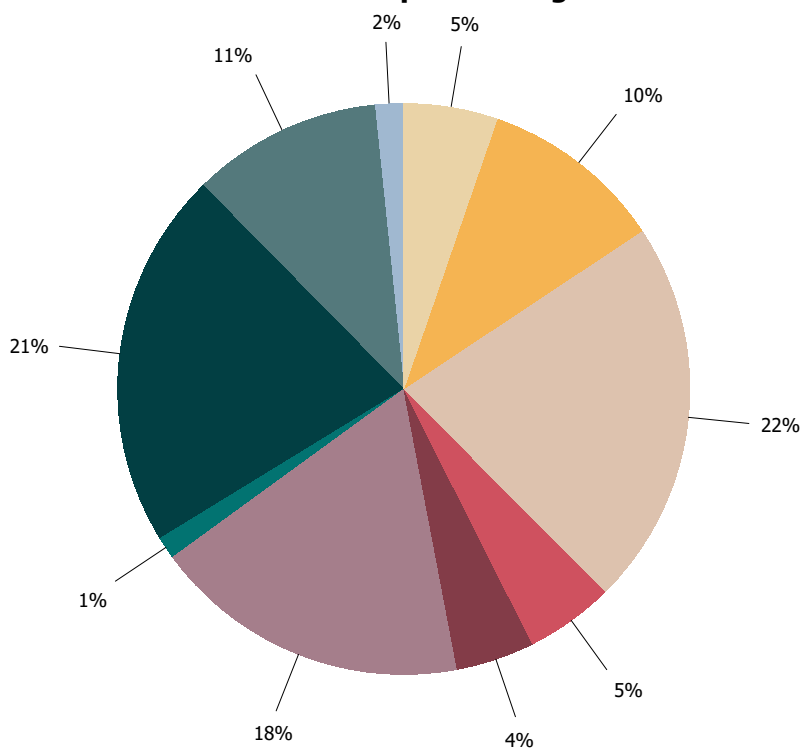
Export Rolling 12-months



Export Groups

- Agricultural Seeds
- Coal
- Cotton
- Iron & Steel
- Meat Products
- Mineral Ores & Sands
- Other
- Paper & Wood Pulp
- Refined Oil

Import Rolling 12-months



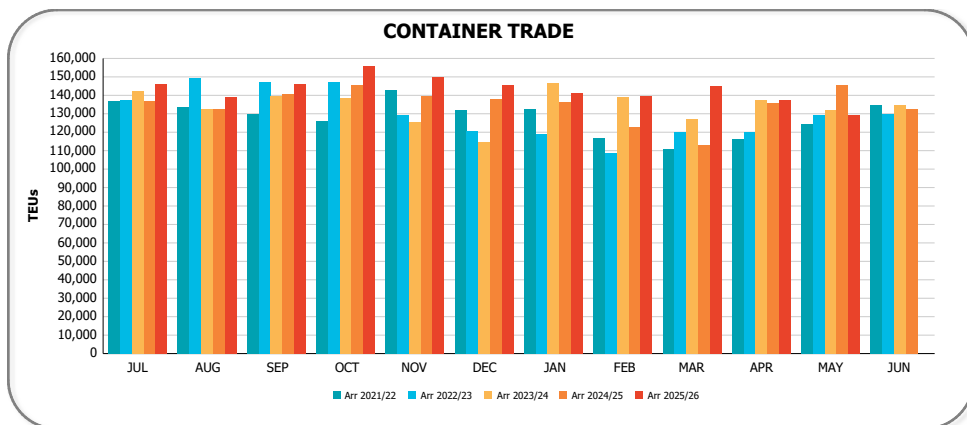
Import Groups

- Building Products
- Cement
- Crude Oil
- Fertiliser & Chemicals (Rural)
- Iron & Steel
- Other
- Paper & Wood Pulp
- Refined Oil
- Retail
- Timber

Container Trade in TEUs

May 2026

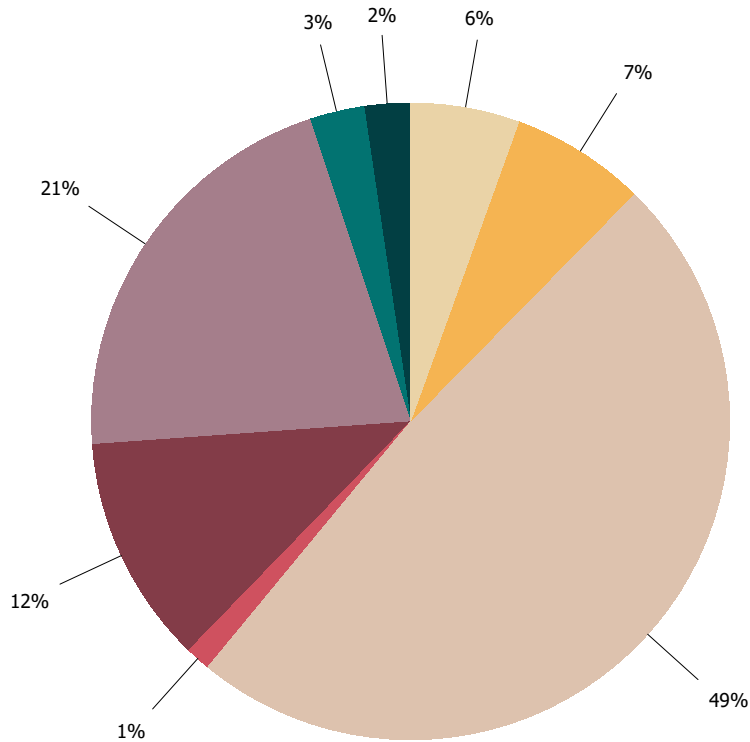
			Arr 2026/May	Arr 2025/May	Variance	Rolling 12 Months	PY Rolling 12 Months	Variance	
Import (Non-T'ship)	Teus	Empty	6,314	8,469	-2,155	88,655	88,701	-46	
		Full	F.A.K.	890	1,428	-538	16,193	19,932	-3,739
			Household Items	7,279	7,242	37	96,384	92,014	4,370
			Building Products	7,914	7,436	478	93,299	81,966	11,333
			Electrical Equipment	5,297	6,128	-831	69,551	64,206	5,345
			Paper & Wood Pulp	2,154	2,558	-404	25,626	30,161	-4,535
			Iron & Steel	4,952	4,227	725	57,064	49,397	7,667
			Import Other	29,378	31,567	-2,189	362,442	355,745	6,697
			Total	57,864	60,586	-2,722	720,559	693,421	27,138
		Total	64,178	69,055	-4,877	809,214	782,121	27,093	
Export (Non-T'ship)	Teus	Empty	29,838	30,173	-335	382,631	354,860	27,771	
		Full	Meat Products	6,859	6,673	186	84,357	77,027	7,330
			Cotton	1,622	2,294	-672	53,824	44,608	9,216
			Paper & Wood Pulp	1,712	1,696	16	21,929	21,331	598
			Timber	1,075	1,418	-343	18,351	15,947	2,404
			F.A.K.	506	1,325	-819	9,528	17,006	-7,478
			Agricultural Seeds	2,474	3,732	-1,258	41,908	63,248	-21,340
			Export Other	11,507	15,006	-3,499	174,346	158,907	15,439
			Total	25,755	32,144	-6,389	404,243	398,074	6,169
		Total	55,593	62,317	-6,724	786,874	752,934	33,940	
TOTAL	Teus	Transhipped	9,336	14,245	-4,909	111,326	86,876	24,450	
		Empty	36,152	38,642	-2,490	471,286	443,561	27,725	
		Full	83,619	92,730	-9,111	1,124,802	1,091,495	33,307	
		Total	129,107	145,617	-16,510	1,707,414	1,621,931	85,483	



Container Trade in TEUs

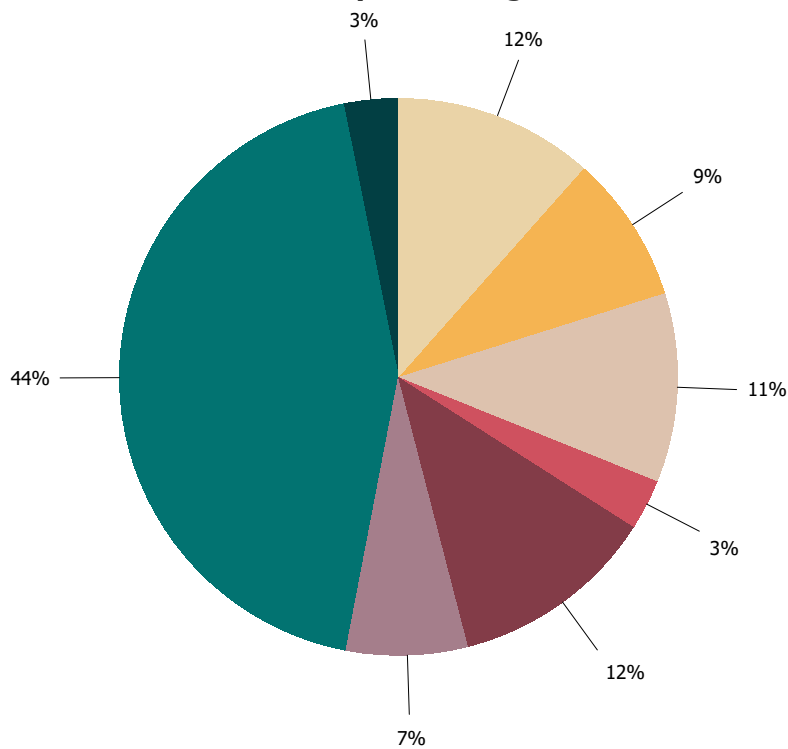
May 2026

Export Rolling 12-months



- Export Groups**
- Agricultural Seeds
 - Cotton
 - Empty
 - F.A.K.
 - Meat Products
 - Other
 - Paper & Wood Pulp
 - Timber

Import Rolling 12-months



- Import Groups**
- Building Products
 - Electrical Equipment
 - Empty
 - F.A.K.
 - Household Items
 - Iron & Steel
 - Other
 - Paper & Wood Pulp