Monthly Trade Report

October 2026

PORT of BRISBANE
Here for the future

Total Trade in Tonnes

(Including containerised and non-containerised)
Oct 2026

		Arr 2026/Oct	Arr 2025/Oct	*Variance*	Rolling 12 Months	PY Rolling 12 Months	*Variance*
Import (Non-T'ship)	Crude Oil	304,831	407,788	*-102,958*	4,438,006	4,463,634	*-25,628*
	Refined Oil	539,959	233,777	*306,182*	4,996,577	4,243,317	*753,260*
	Cement	261,070	172,287	*88,783*	2,135,111	2,116,195	*18,916*
	Iron & Steel	128,651	86,133	*42,519*	1,058,329	850,214	*208,115*
	Building Products	109,325	96,465	*12,860*	1,171,249	1,011,440	*159,809*
	Timber	29,217	27,459	*1,757*	330,891	277,839	*53,052*
	Fertiliser & Chemicals (Rural)	42,201	48,656	*-6,455*	1,085,810	1,138,569	-52,759
	Paper & Wood Pulp	32,999	18,955	*14,044*	263,969	265,755	*-1,786*
	Retail Group	205,341	201,844	*3,497*	2,284,830	2,108,749	176,081
	Dredging Sand	0	0	0	0	22	*-22*
	Other	379,460	263,467	*115,993*	3,965,427	3,283,932	*681,494*
	TOTAL	**2,033,054**	**1,556,832**	***476,223***	**21,730,199**	**19,759,667**	***1,970,532***
Export (Non-T'ship)	Coal	460,563	475,120	*-14,557*	5,801,280	5,559,849	*241,431*
	Refined Oil	130,544	95,244	*35,300*	1,342,948	989,447	*353,502*
	Agricultural Seeds	81,119	137,342	*-56,223*	2,431,352	3,386,368	*-955,016*
	Cotton	47,889	112,124	*-64,235*	532,243	657,771	*-125,529*
	Meat Products	87,922	98,473	*-10,551*	1,116,380	1,049,851	*66,529*
	Iron & Steel	92,731	70,347	*22,384*	868,683	835,891	*32,792*
	Paper & Wood Pulp	21,364	24,993	-3,630	263,904	259,789	*4,115*
	Mineral Ores & Sands	292	120	172	6,062	16,137	*-10,075*
	Other	239,862	285,395	*-45,533*	2,917,214	3,227,079	*-309,866*
	TOTAL	**1,162,284**	**1,299,157**	***-136,873***	**15,280,065**	**15,982,183**	***-702,118***
Total	**Transhipped**	**76,718**	**48,197**	***28,521***	**873,507**	**733,328**	***140,180***
	Import	**2,069,520**	**1,580,692**	***488,828***	**22,169,401**	**20,128,784**	***2,040,617***
	Export	**1,202,537**	**1,323,493**	***-120,957***	**15,714,370**	**16,346,393**	***-632,023***
	TOTAL TRADE	**3,272,057**	**2,904,185**	***367,871***	**37,883,771**	**36,475,177**	***1,408,594***
Total Motor Vehicle Units		23,711	21,099	*2,612*	298,825	259,399	*39,426*

Total Trade in Tonnes

Oct 2026

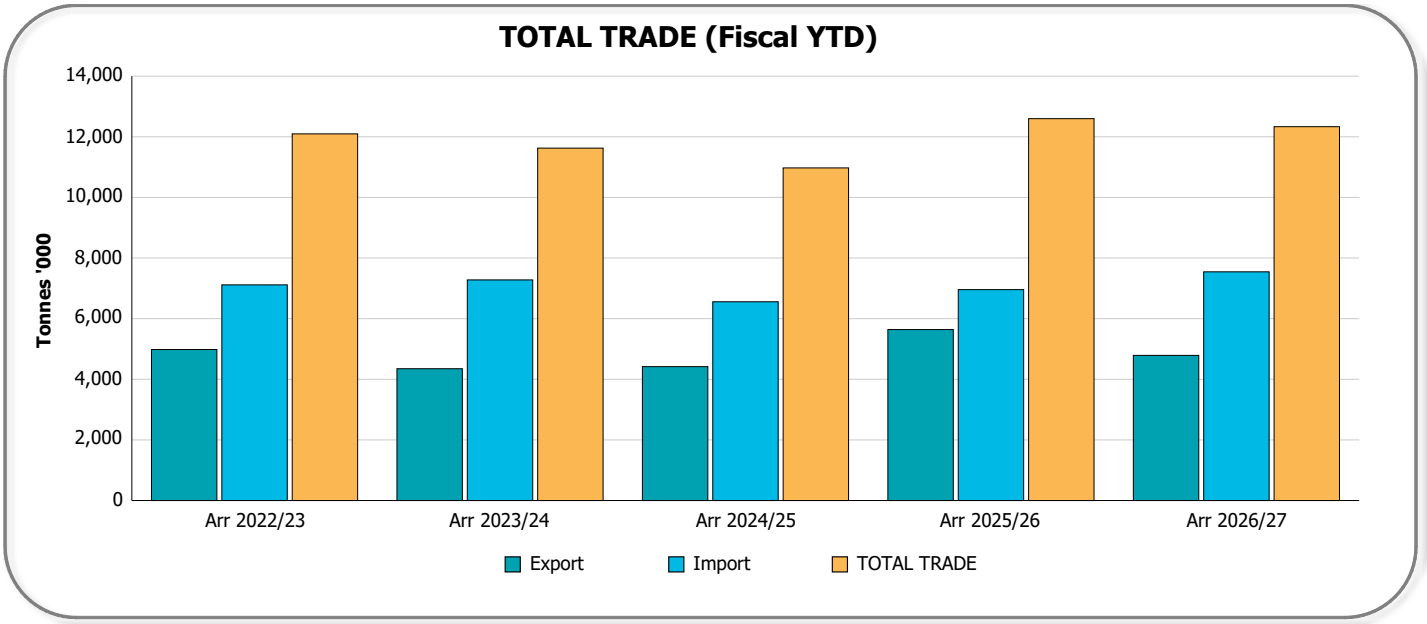

Total Motor Vehicle Units

Oct 2026

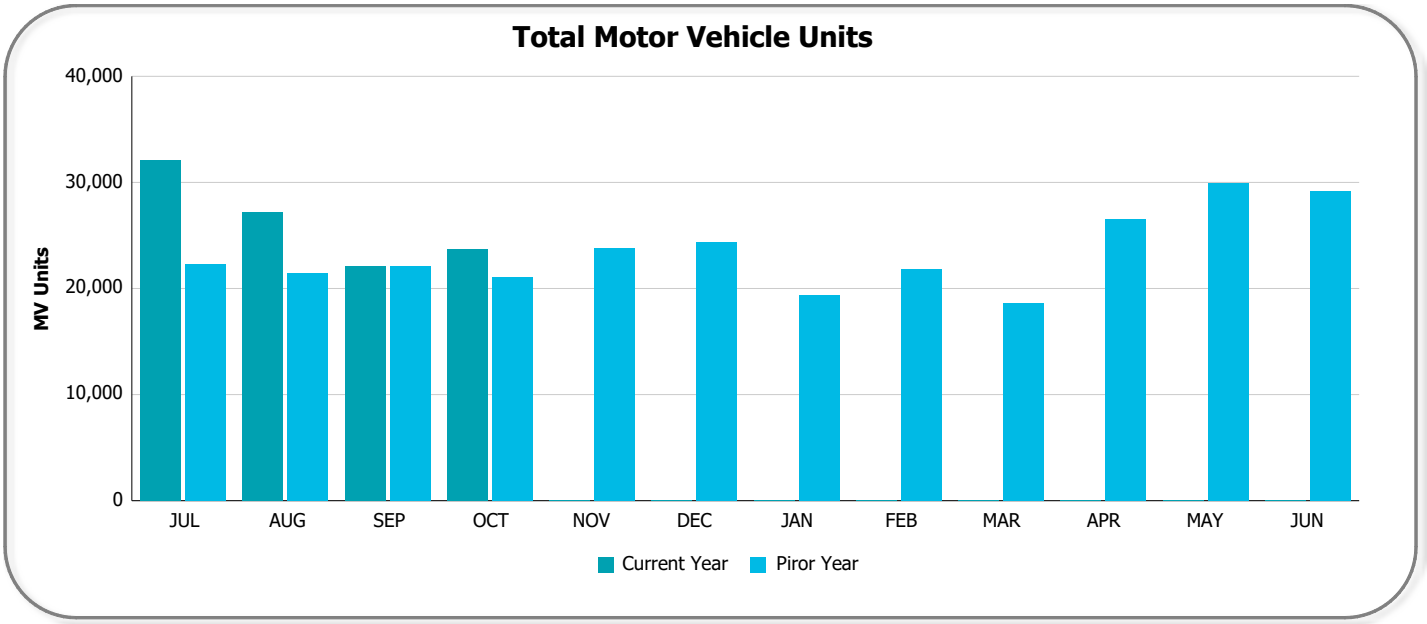

PORT of BRISBANE
Here for the future

Total Trade in Tonnes

Oct 2026

Export Rolling 12-months

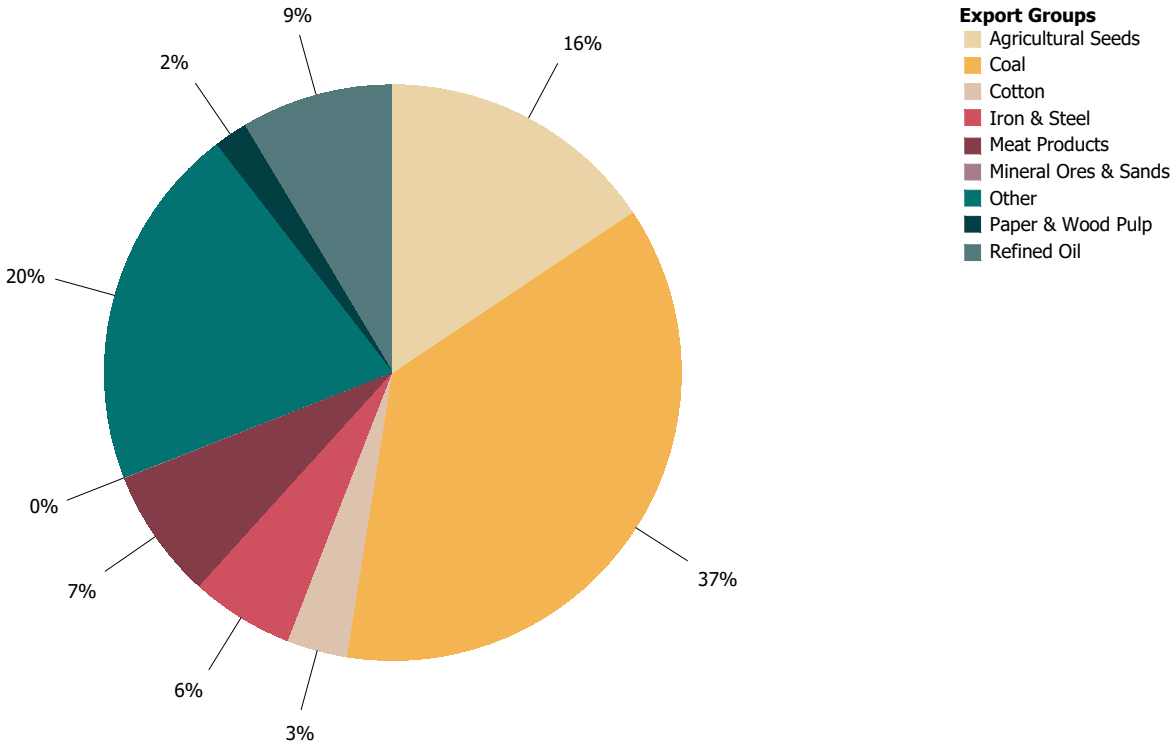

Import Rolling 12-months

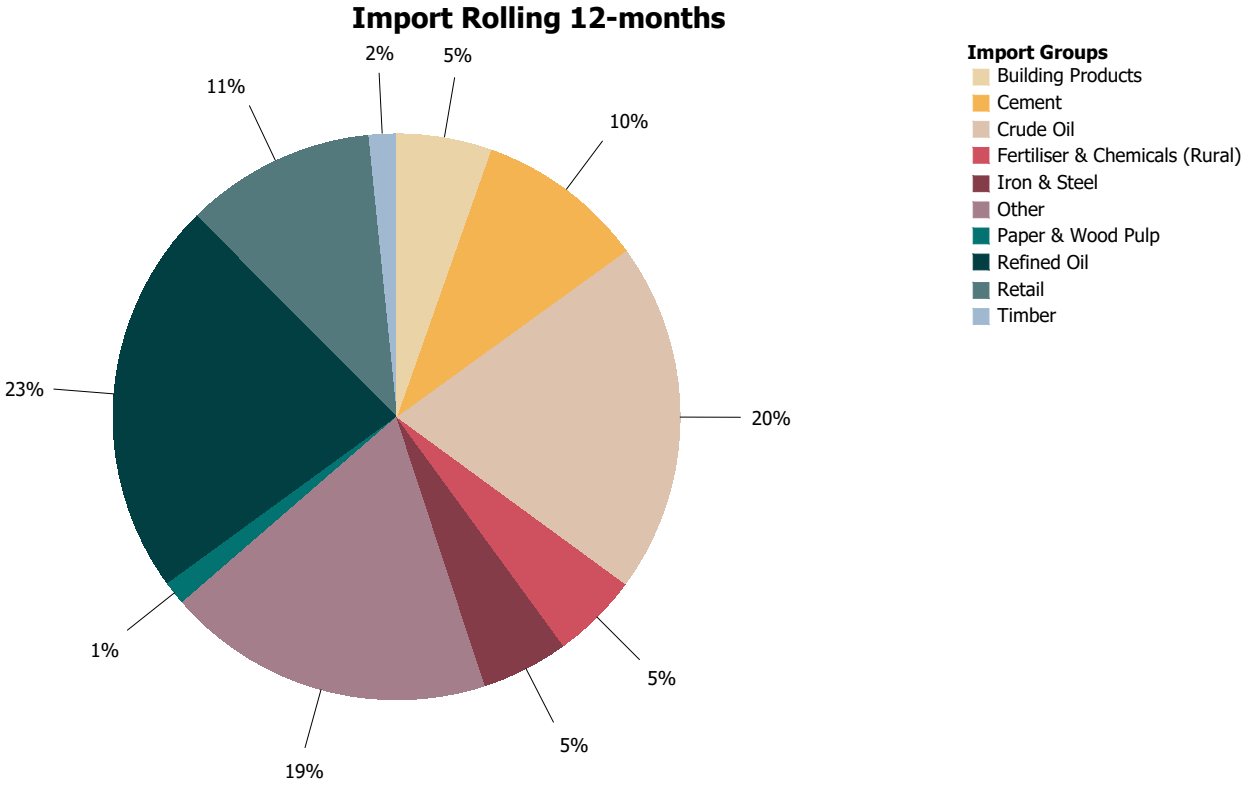

PORT of BRISBANE
Here for the future

Container Trade in TEUs

Oct 2026

				Arr 2026/Oct	Arr 2025/Oct	*Variance*	Rolling 12 Months	PY Rolling 12 Months	*Variance*
Import (Non-T'ship)	**Teus**	Empty		7,265	6,394	*871*	88,126	92,659	*-4,533*
		Full	F.A.K.	1,219	1,303	*-84*	17,527	17,533	*-6*
			Household Items	12,012	9,964	*2,048*	101,091	95,416	*5,675*
			Building Products	9,499	8,397	*1,102*	99,476	86,629	*12,847*
			Electrical Equipment	7,528	6,753	*775*	71,854	65,877	*5,977*
			Paper & Wood Pulp	3,501	2,070	*1,431*	28,639	27,361	*1,278*
			Iron & Steel	5,373	5,319	*54*	62,161	51,236	*10,925*
			Import Other	34,026	32,045	*1,981*	373,546	355,194	*18,352*
			Total	73,158	65,851	*7,307*	754,294	699,245	*55,049*
		Total		**80,423**	**72,245**	***8,178***	**842,420**	**791,904**	***50,516***
Export (Non-T'ship)	**Teus**	Empty		39,924	38,173	*1,751*	429,996	354,266	*75,730*
		Full	Meat Products	6,860	7,579	*-719*	83,257	80,773	*2,484*
			Cotton	3,802	8,812	*-5,010*	42,270	51,656	*-9,386*
			Paper & Wood Pulp	1,813	2,111	*-298*	21,987	21,924	*63*
			Timber	1,830	1,731	*99*	16,481	18,096	*-1,615*
			F.A.K.	641	828	*-187*	9,978	14,668	*-4,690*
			Agricultural Seeds	2,818	3,580	*-762*	38,408	50,294	*-11,886*
			Export Other	13,999	15,362	*-1,363*	164,816	176,044	*-11,228*
			Total	31,763	40,003	*-8,240*	377,197	413,455	*-36,258*
		Total		**71,687**	**78,176**	***-6,489***	**807,193**	**767,721**	***39,472***
TOTAL		**Teus**	**Transhipped**	**10,145**	**5,237**	***4,908***	**109,972**	**91,290**	***18,682***
			Empty	**47,189**	**44,567**	***2,622***	**518,122**	**446,926**	***71,196***
			Full	**104,921**	**105,854**	***-933***	**1,131,491**	**1,112,700**	***18,791***
			Total	**162,255**	**155,658**	***6,597***	**1,759,585**	**1,650,916**	***108,669***

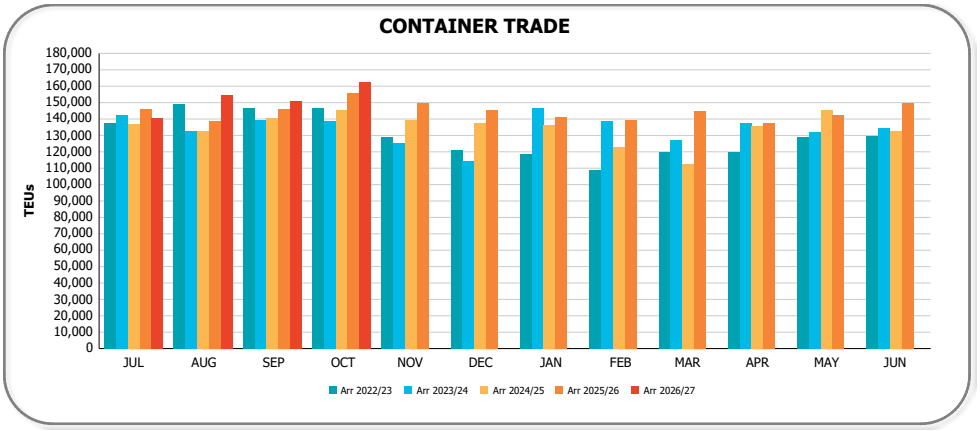

PORT of BRISBANE
Here for the future

Container Trade in TEUs

Oct 2026

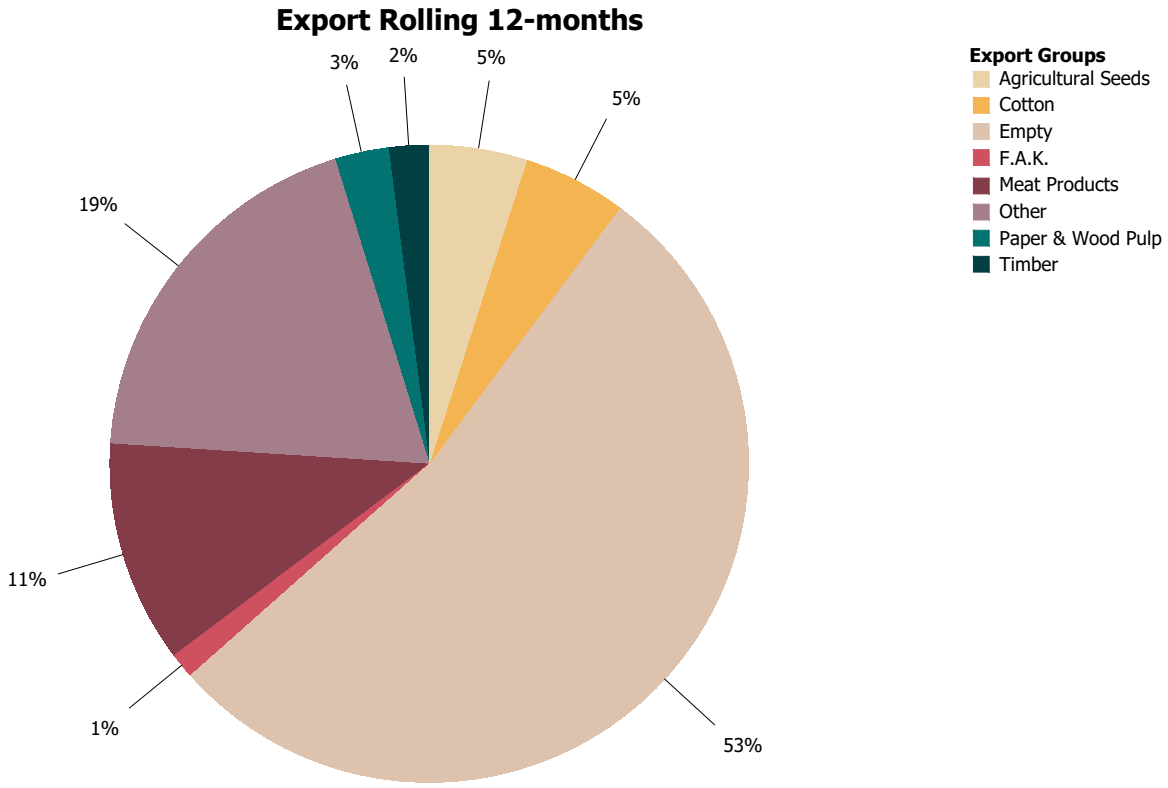

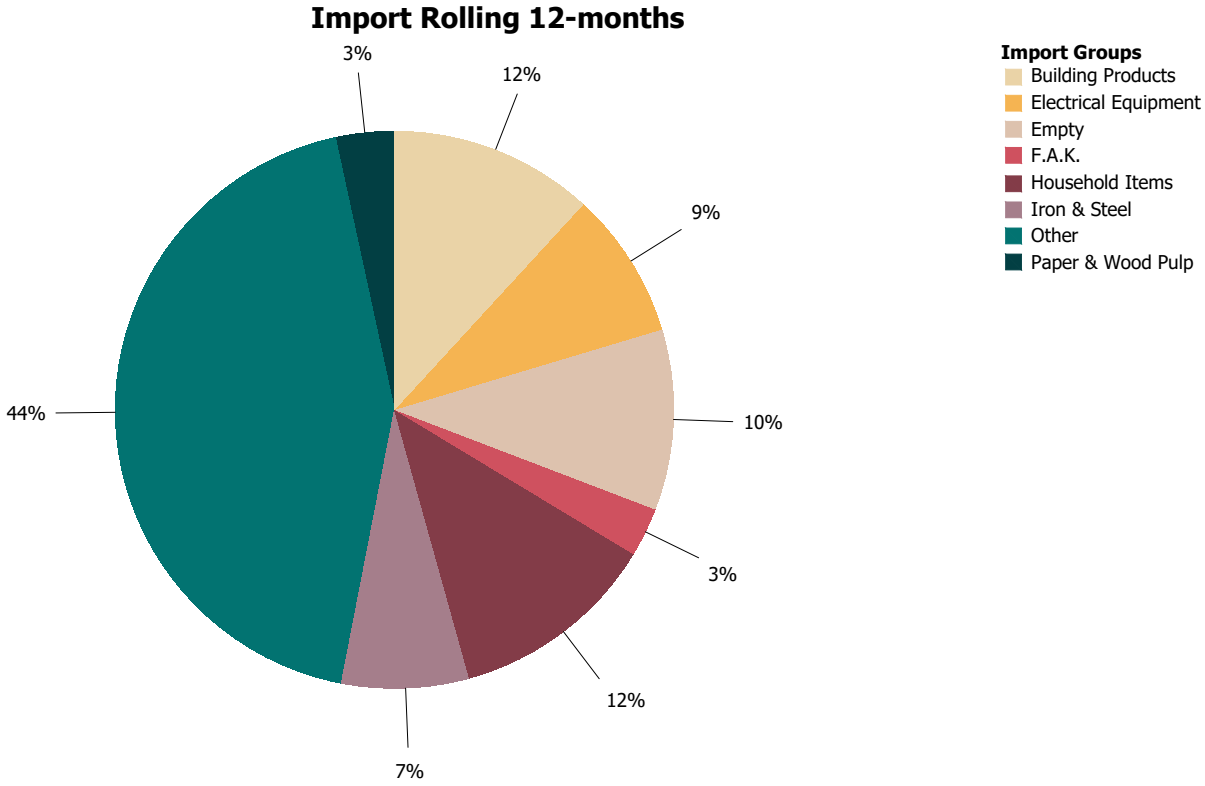

PORT of BRISBANE
Here for the future