

Monthly Trade Report

March 2026

Total Trade in Tonnes

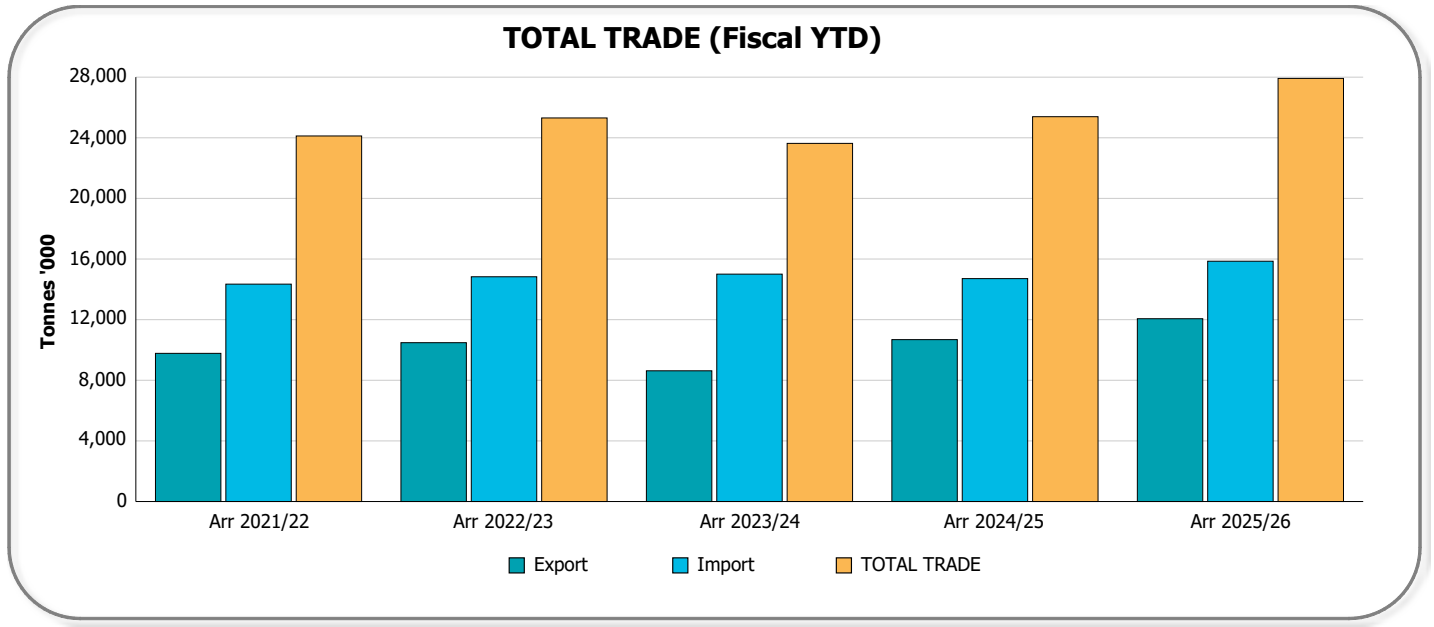
(Including containerised and non-containerised)

Mar 2026

		Arr 2026/Mar	Arr 2025/Mar	Variance	Rolling 12 Months	PY Rolling 12 Months	Variance
Import (Non-T'ship)	Crude Oil	252,867	214,650	38,217	4,530,648	4,128,500	402,148
	Refined Oil	391,408	359,575	31,833	4,278,062	4,716,874	-438,812
	Cement	53,310	133,376	-80,066	2,163,674	1,887,478	276,197
	Iron & Steel	66,723	65,460	1,263	873,851	827,770	46,081
	Building Products	87,494	67,150	20,344	1,078,427	937,597	140,830
	Timber	25,200	20,407	4,793	301,034	271,728	29,306
	Fertiliser & Chemicals (Rural)	40,518	75,537	-35,019	1,133,242	1,130,219	3,023
	Paper & Wood Pulp	19,575	22,969	-3,394	248,317	289,847	-41,529
	Retail Group	154,223	153,068	1,156	2,208,192	2,034,861	173,331
	Dredging Sand	0	0	0	0	22	-22
	Other	279,358	179,002	100,356	3,637,564	3,345,020	292,544
TOTAL	1,370,678	1,291,194	79,484	20,453,010	19,569,914	883,096	
Export (Non-T'ship)	Coal	190,926	359,145	-168,219	5,801,081	4,400,565	1,400,516
	Refined Oil	100,625	48,668	51,956	1,162,275	1,062,441	99,834
	Agricultural Seeds	292,138	329,693	-37,555	3,077,728	2,917,294	160,433
	Cotton	8,748	10,822	-2,074	688,330	575,443	112,887
	Meat Products	92,064	79,097	12,967	1,098,792	970,837	127,955
	Iron & Steel	89,528	57,035	32,493	847,837	766,787	81,050
	Paper & Wood Pulp	20,686	20,052	634	260,693	249,909	10,785
	Mineral Ores & Sands	384	97	287	3,040	24,558	-21,518
	Other	231,058	224,892	6,166	3,142,717	2,803,051	339,667
	TOTAL	1,026,157	1,129,502	-103,345	16,082,493	13,770,885	2,311,608
Total	Transhipped	78,991	43,734	35,257	842,412	765,382	77,030
	Import	1,406,620	1,315,888	90,732	20,876,285	19,953,311	922,974
	Export	1,069,206	1,148,542	-79,336	16,501,630	14,152,870	2,348,760
	TOTAL TRADE	2,475,826	2,464,430	11,396	37,377,915	34,106,181	3,271,734
Total Motor Vehicle Units	17,634	18,459	-825	267,583	261,846	5,737	

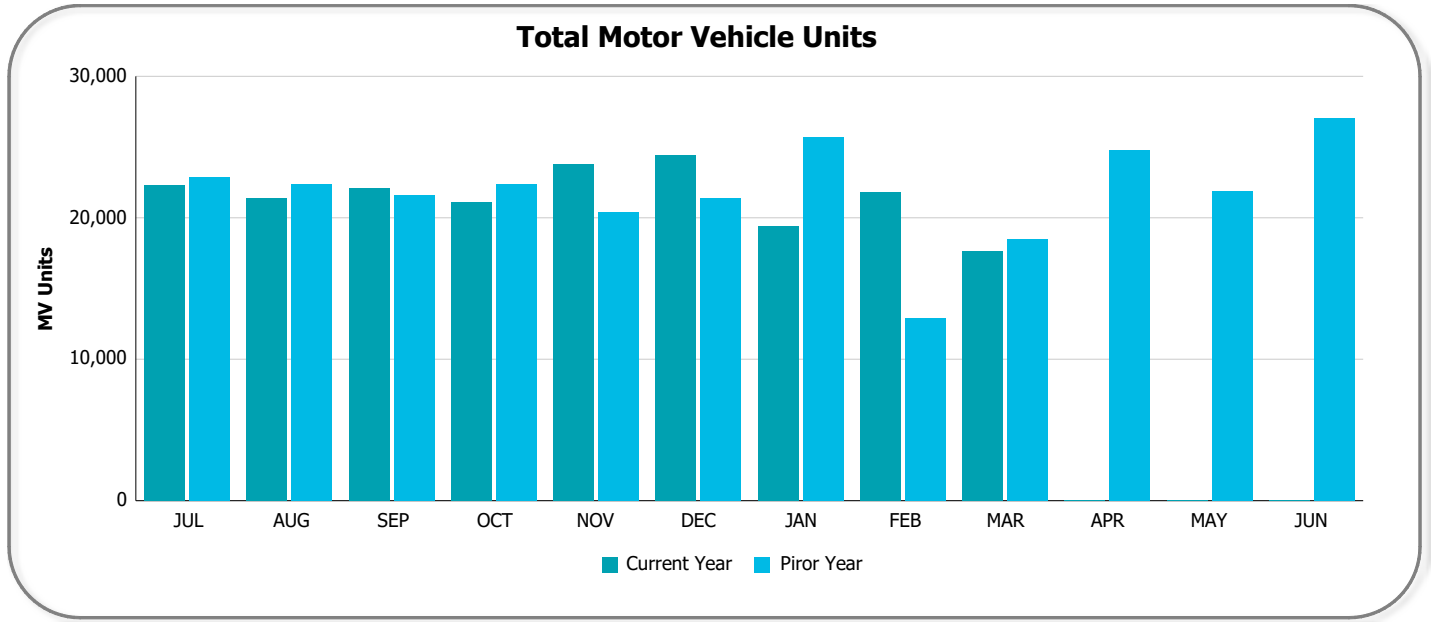
Total Trade in Tonnes

Mar 2026



Total Motor Vehicle Units

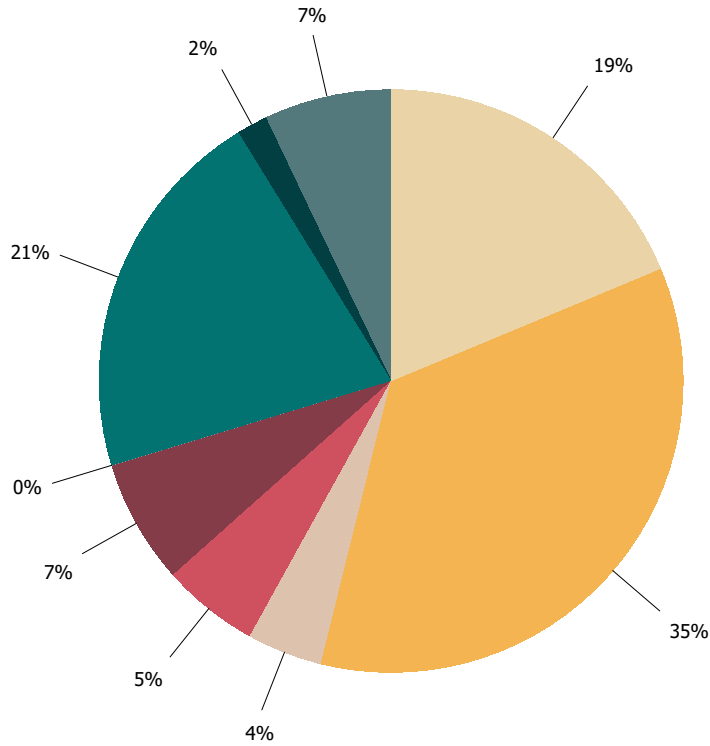
Mar 2026



Total Trade in Tonnes

Mar 2026

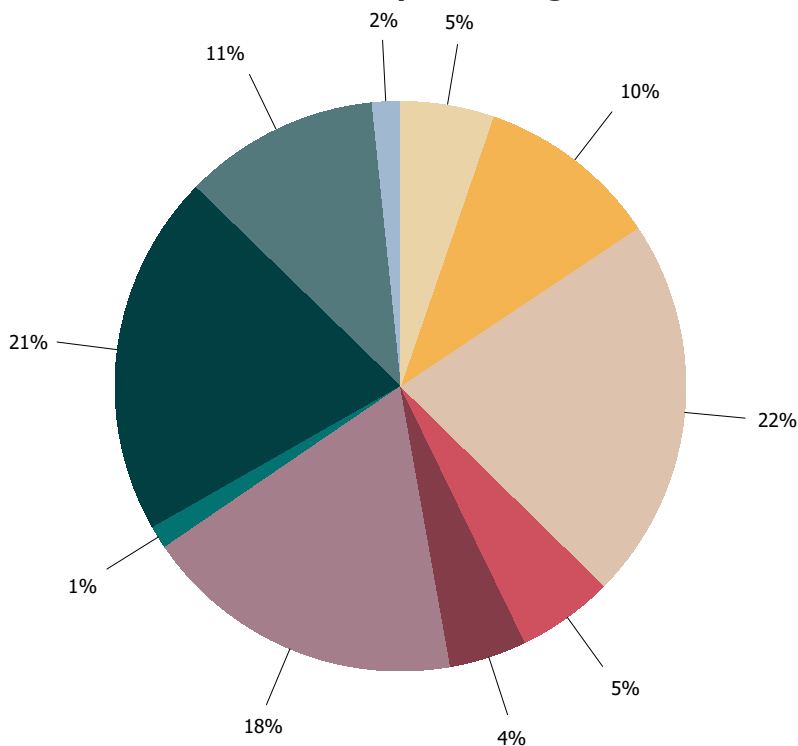
Export Rolling 12-months



Export Groups

- Agricultural Seeds
- Coal
- Cotton
- Iron & Steel
- Meat Products
- Mineral Ores & Sands
- Other
- Paper & Wood Pulp
- Refined Oil

Import Rolling 12-months



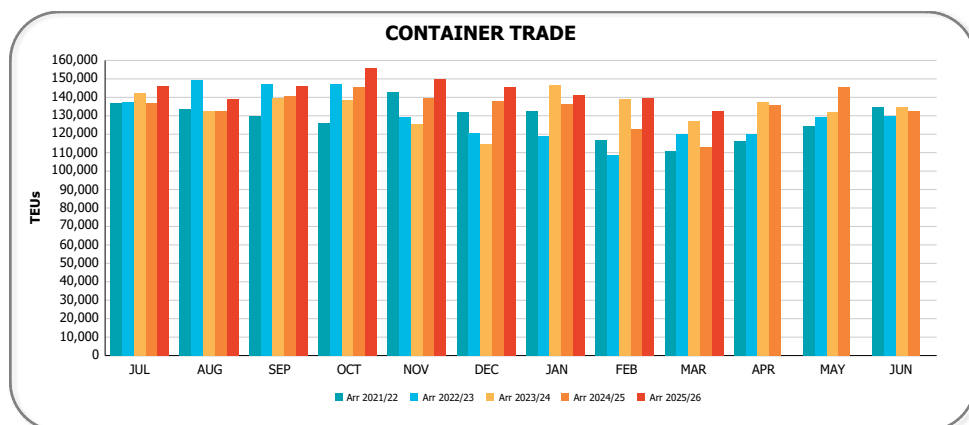
Import Groups

- Building Products
- Cement
- Crude Oil
- Fertiliser & Chemicals (Rural)
- Iron & Steel
- Other
- Paper & Wood Pulp
- Refined Oil
- Retail
- Timber

Container Trade in TEUs

Mar 2026

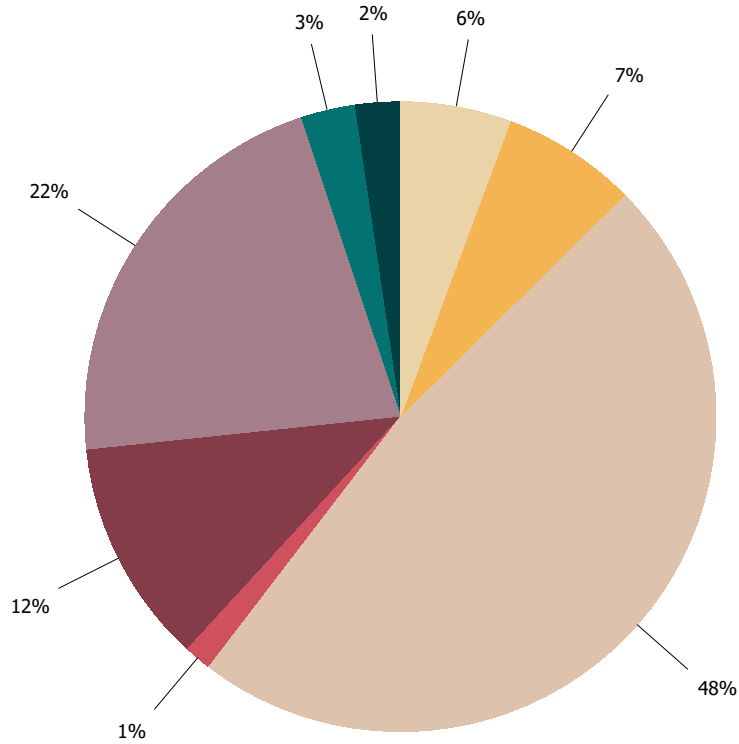
			Arr 2026/Mar	Arr 2025/Mar	Variance	Rolling 12 Months	PY Rolling 12 Months	Variance	
Import (Non-T'ship)	Teus	Empty	8,071	6,212	1,859	93,663	83,826	9,837	
		Full	F.A.K.	736	1,853	-1,117	18,065	18,437	-372
			Household Items	6,194	5,256	938	97,290	90,168	7,122
			Building Products	7,163	5,673	1,490	91,955	79,122	12,833
			Electrical Equipment	5,524	4,959	565	71,435	62,014	9,421
			Paper & Wood Pulp	1,994	2,341	-347	25,922	30,572	-4,650
			Iron & Steel	4,633	3,608	1,025	55,708	48,356	7,352
			Import Other	27,102	25,481	1,621	363,049	354,178	8,871
			Total	53,346	49,171	4,175	723,424	682,847	40,577
		Total	61,417	55,383	6,034	817,087	766,673	50,414	
Export (Non-T'ship)	Teus	Empty	33,668	24,646	9,022	373,870	359,295	14,575	
		Full	Meat Products	7,121	6,044	1,077	83,227	75,001	8,226
			Cotton	698	862	-164	54,113	45,463	8,650
			Paper & Wood Pulp	1,656	1,668	-12	21,791	21,304	487
			Timber	1,352	1,212	140	18,228	15,523	2,705
			F.A.K.	672	2,479	-1,807	10,722	16,673	-5,951
			Agricultural Seeds	3,621	5,299	-1,678	42,879	67,455	-24,576
			Export Other	11,044	11,290	-246	177,110	155,943	21,167
			Total	26,164	28,854	-2,690	408,070	397,362	10,708
		Total	59,832	53,500	6,332	781,940	756,657	25,283	
TOTAL	Teus	Transhipped	11,359	3,879	7,480	111,086	86,453	24,633	
		Empty	41,739	30,858	10,881	467,533	443,121	24,412	
		Full	79,510	78,025	1,485	1,131,494	1,080,209	51,285	
		Total	132,608	112,762	19,846	1,710,113	1,609,783	100,330	



Container Trade in TEUs

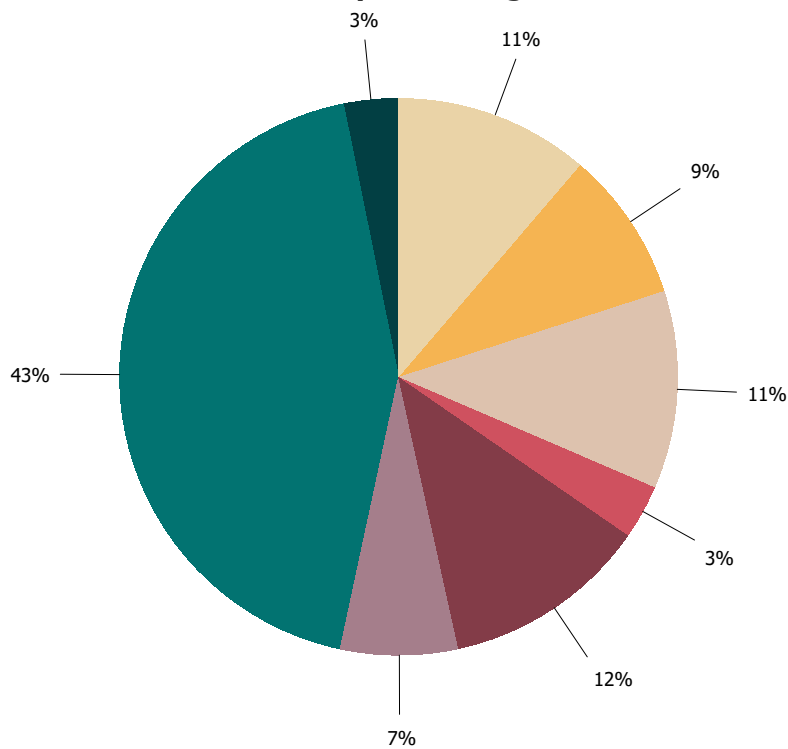
Mar 2026

Export Rolling 12-months



- Export Groups**
- Agricultural Seeds
 - Cotton
 - Empty
 - F.A.K.
 - Meat Products
 - Other
 - Paper & Wood Pulp
 - Timber

Import Rolling 12-months



- Import Groups**
- Building Products
 - Electrical Equipment
 - Empty
 - F.A.K.
 - Household Items
 - Iron & Steel
 - Other
 - Paper & Wood Pulp