

Monthly Trade Report

April 2026

Total Trade in Tonnes

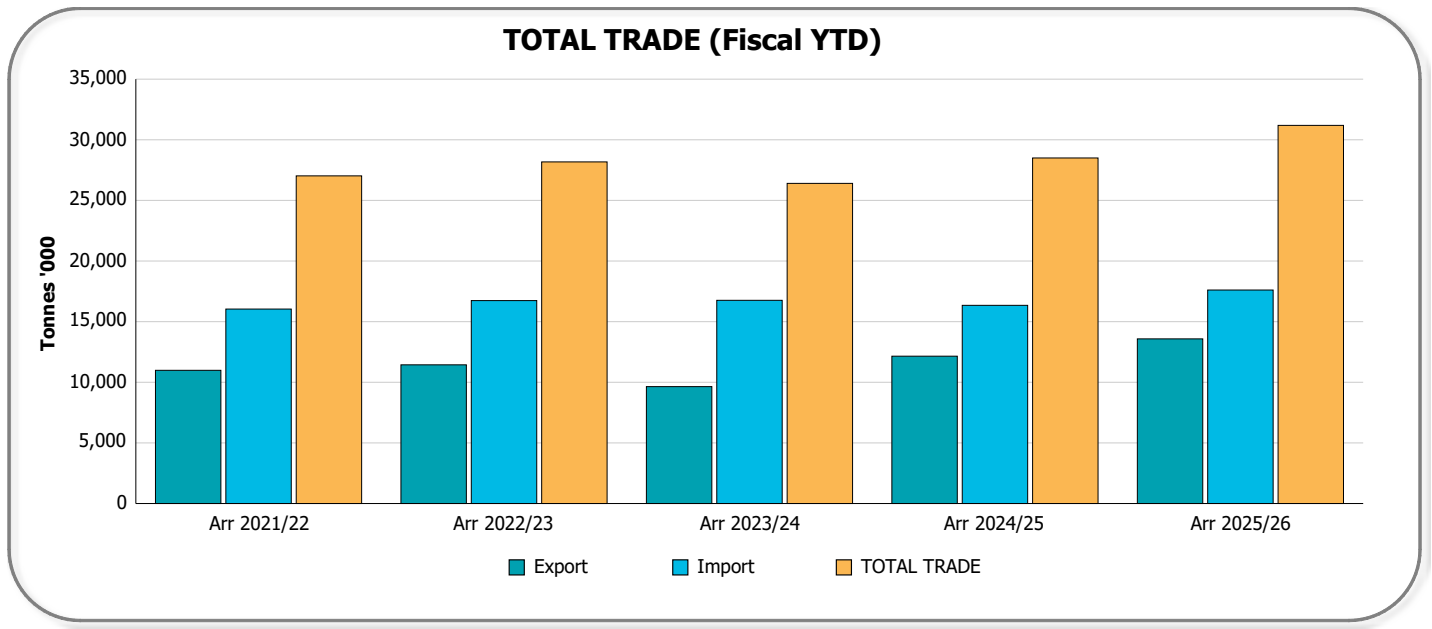
(Including containerised and non-containerised)

Apr 2026

		Arr 2026/Apr	Arr 2025/Apr	Variance	Rolling 12 Months	PY Rolling 12 Months	Variance
Import (Non-T'ship)	Crude Oil	341,343	415,688	-74,346	4,583,426	4,121,947	461,479
	Refined Oil	250,518	218,088	32,430	4,357,090	4,601,390	-244,300
	Cement	139,780	179,073	-39,293	2,158,979	1,865,680	293,300
	Iron & Steel	59,762	62,484	-2,722	882,927	842,993	39,934
	Building Products	82,835	79,937	2,898	1,086,203	950,701	135,503
	Timber	26,088	22,717	3,371	305,674	272,932	32,742
	Fertiliser & Chemicals (Rural)	70,758	138,925	-68,166	1,121,318	1,145,685	-24,367
	Paper & Wood Pulp	18,946	22,498	-3,552	245,550	290,232	-44,682
	Retail Group	138,758	184,777	-46,019	2,167,445	2,056,506	110,938
	Dredging Sand	0	0	0	0	22	-22
	Other	256,140	286,975	-30,835	3,650,104	3,333,781	316,323
TOTAL	1,384,927	1,611,162	-226,235	20,558,717	19,481,869	1,076,848	
Export (Non-T'ship)	Coal	657,216	570,963	86,253	5,970,484	4,719,277	1,251,207
	Refined Oil	61,233	99,705	-38,472	1,159,643	1,046,903	112,740
	Agricultural Seeds	222,633	299,560	-76,928	3,009,168	3,043,684	-34,516
	Cotton	7,413	5,935	1,478	692,186	561,051	131,134
	Meat Products	104,394	90,889	13,505	1,121,499	987,619	133,880
	Iron & Steel	67,004	88,437	-21,433	837,592	776,847	60,746
	Paper & Wood Pulp	20,256	20,180	76	261,028	249,792	11,237
	Mineral Ores & Sands	146	91	55	3,095	23,695	-20,600
	Other	171,233	265,759	-94,526	3,066,880	2,833,701	233,180
	TOTAL	1,311,528	1,441,519	-129,990	16,121,576	14,242,568	1,879,007
Total	Transhipped	58,621	55,751	2,869	859,490	715,497	143,993
	Import	1,412,087	1,638,967	-226,880	20,990,612	19,834,451	1,156,161
	Export	1,342,989	1,469,465	-126,476	16,549,170	14,605,482	1,943,688
	TOTAL TRADE	2,755,076	3,108,432	-353,356	37,539,782	34,439,933	3,099,849
Total Motor Vehicle Units	23,176	24,794	-1,618	266,032	261,764	4,268	

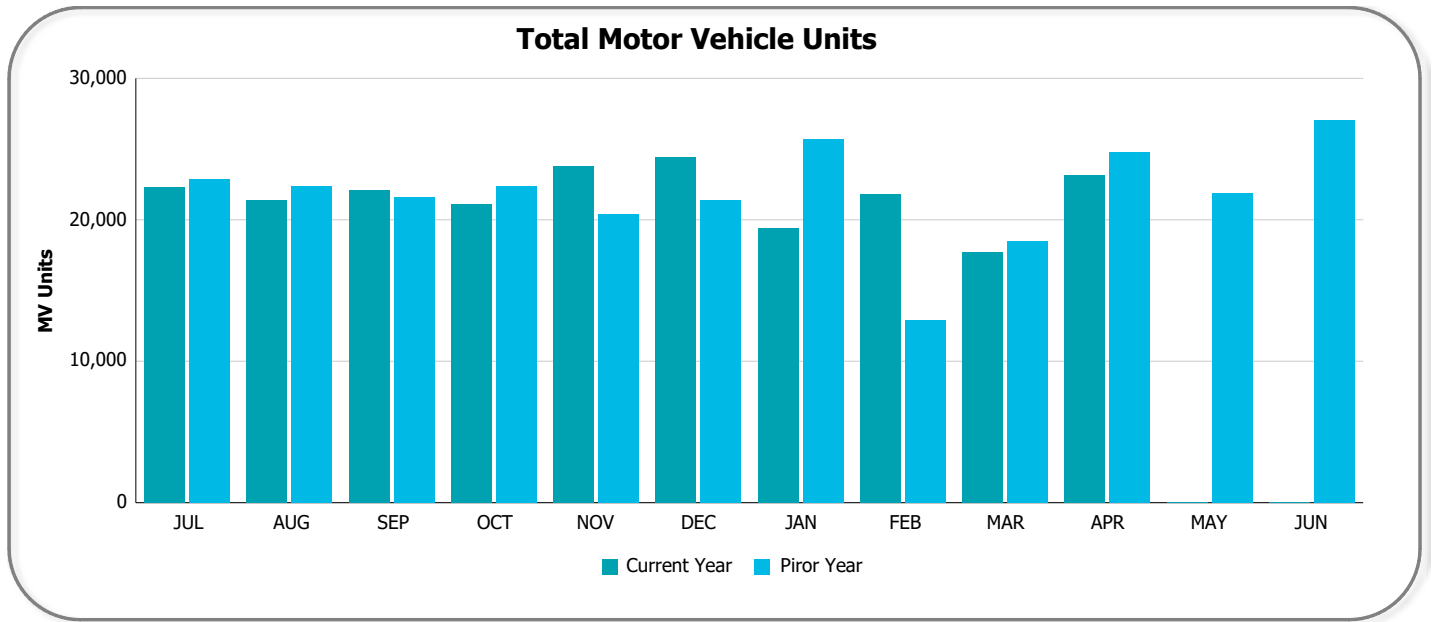
Total Trade in Tonnes

Apr 2026



Total Motor Vehicle Units

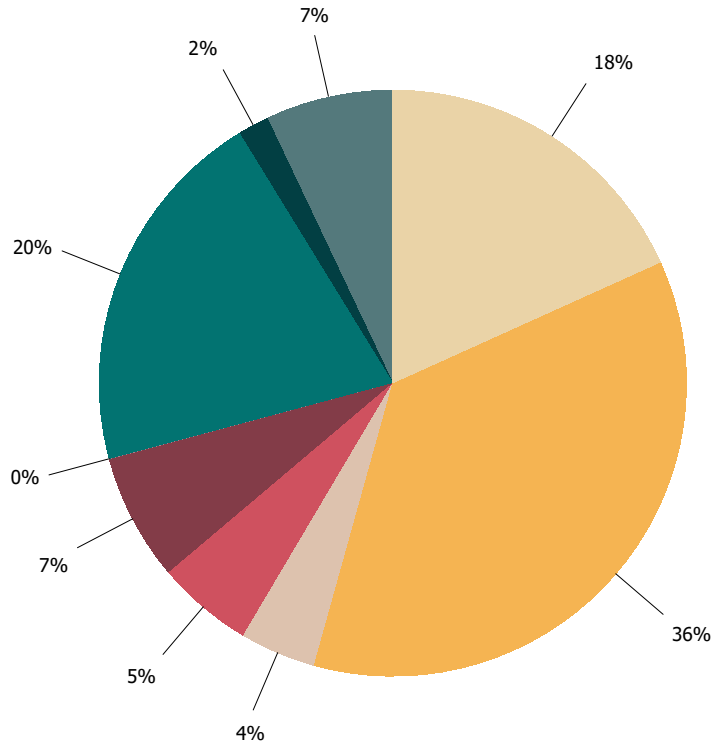
Apr 2026



Total Trade in Tonnes

Apr 2026

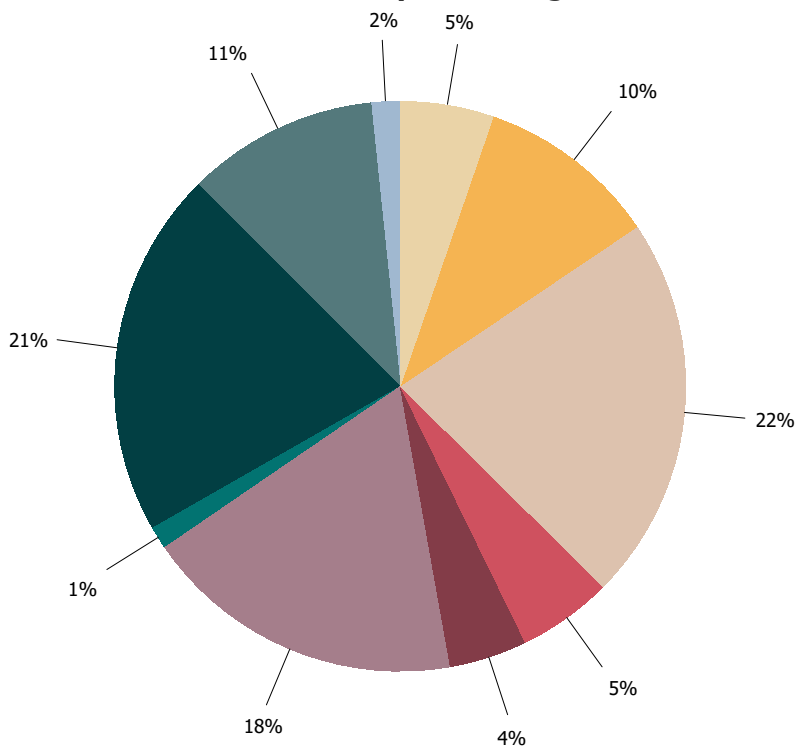
Export Rolling 12-months



Export Groups

- Agricultural Seeds
- Coal
- Cotton
- Iron & Steel
- Meat Products
- Mineral Ores & Sands
- Other
- Paper & Wood Pulp
- Refined Oil

Import Rolling 12-months



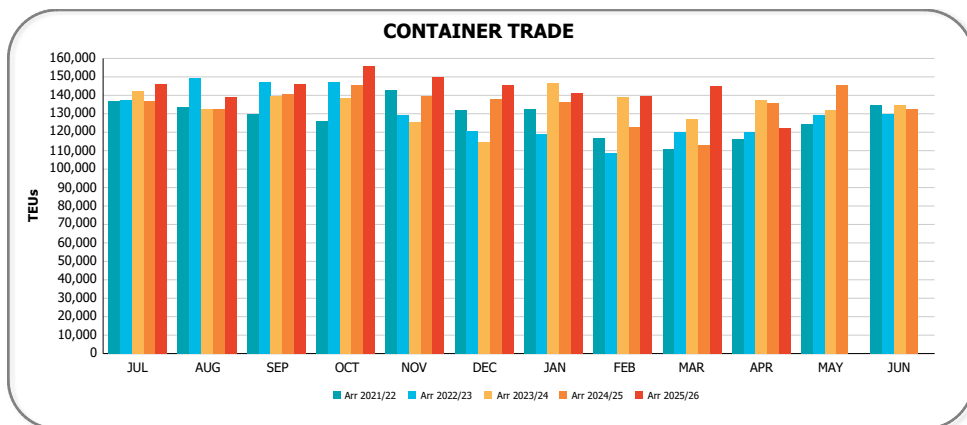
Import Groups

- Building Products
- Cement
- Crude Oil
- Fertiliser & Chemicals (Rural)
- Iron & Steel
- Other
- Paper & Wood Pulp
- Refined Oil
- Retail
- Timber

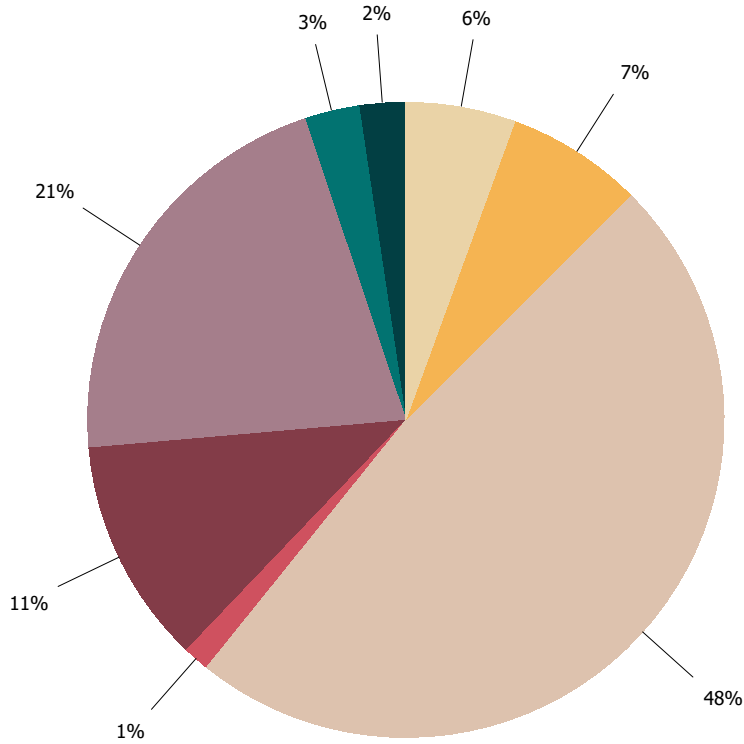
Container Trade in TEUs

Apr 2026

			Arr 2026/Apr	Arr 2025/Apr	Variance	Rolling 12 Months	PY Rolling 12 Months	Variance	
Import (Non-T'ship)	Teus	Empty	5,362	9,729	-4,367	89,807	86,088	3,719	
		Full	F.A.K.	767	3,341	-2,574	16,558	19,722	-3,164
			Household Items	5,250	7,053	-1,803	95,874	91,703	4,171
			Building Products	6,890	6,947	-57	92,262	80,507	11,755
			Electrical Equipment	4,979	6,666	-1,687	69,978	63,673	6,305
			Paper & Wood Pulp	1,935	2,146	-211	25,805	30,377	-4,572
			Iron & Steel	3,786	3,820	-34	56,012	49,237	6,775
			Import Other	26,247	28,176	-1,929	362,374	353,601	8,773
			Total	49,854	58,149	-8,295	718,863	688,820	30,043
		Total	55,216	67,878	-12,662	808,670	774,908	33,762	
Export (Non-T'ship)	Teus	Empty	34,379	31,796	2,583	379,236	354,400	24,836	
		Full	Meat Products	6,321	6,989	-668	83,266	76,338	6,928
			Cotton	588	470	118	54,421	44,323	10,098
			Paper & Wood Pulp	1,728	1,676	52	21,869	21,251	618
			Timber	1,498	1,395	103	18,470	15,699	2,771
			F.A.K.	379	997	-618	10,169	16,749	-6,580
			Agricultural Seeds	2,751	3,697	-946	42,267	65,286	-23,019
			Export Other	10,700	13,642	-2,942	175,644	157,465	18,179
			Total	23,965	28,866	-4,901	406,106	397,111	8,995
		Total	58,344	60,662	-2,318	785,342	751,511	33,831	
TOTAL	Teus	Transhipped	8,693	7,336	1,357	114,886	81,636	33,250	
		Empty	39,741	41,525	-1,784	469,043	440,487	28,556	
		Full	73,819	87,015	-13,196	1,124,969	1,085,931	39,038	
		Total	122,253	135,876	-13,623	1,708,898	1,608,054	100,844	

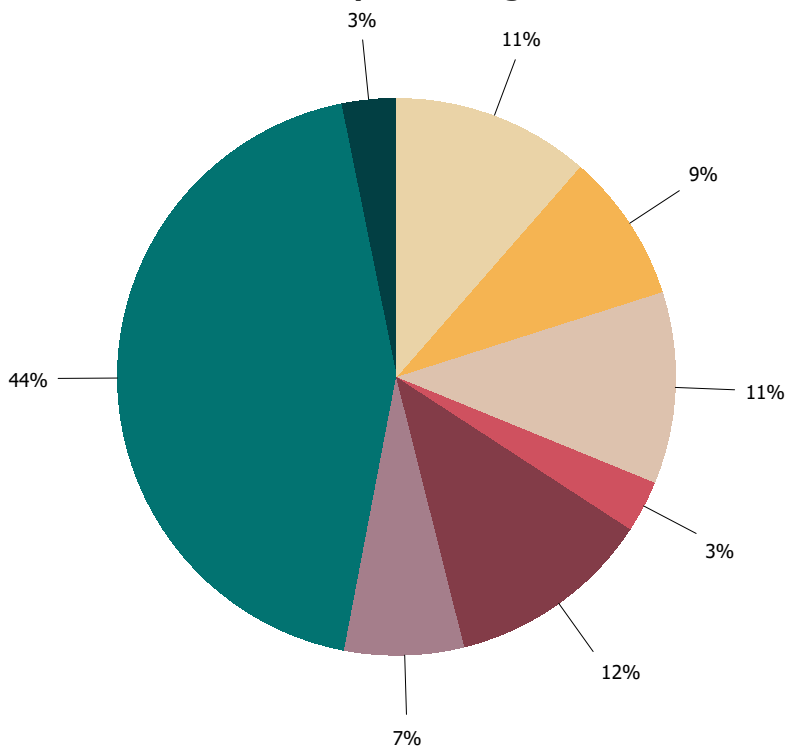


Export Rolling 12-months



- Export Groups**
- Agricultural Seeds
 - Cotton
 - Empty
 - F.A.K.
 - Meat Products
 - Other
 - Paper & Wood Pulp
 - Timber

Import Rolling 12-months



- Import Groups**
- Building Products
 - Electrical Equipment
 - Empty
 - F.A.K.
 - Household Items
 - Iron & Steel
 - Other
 - Paper & Wood Pulp