

Monthly Trade Report

November 2025

Total Trade in Tonnes

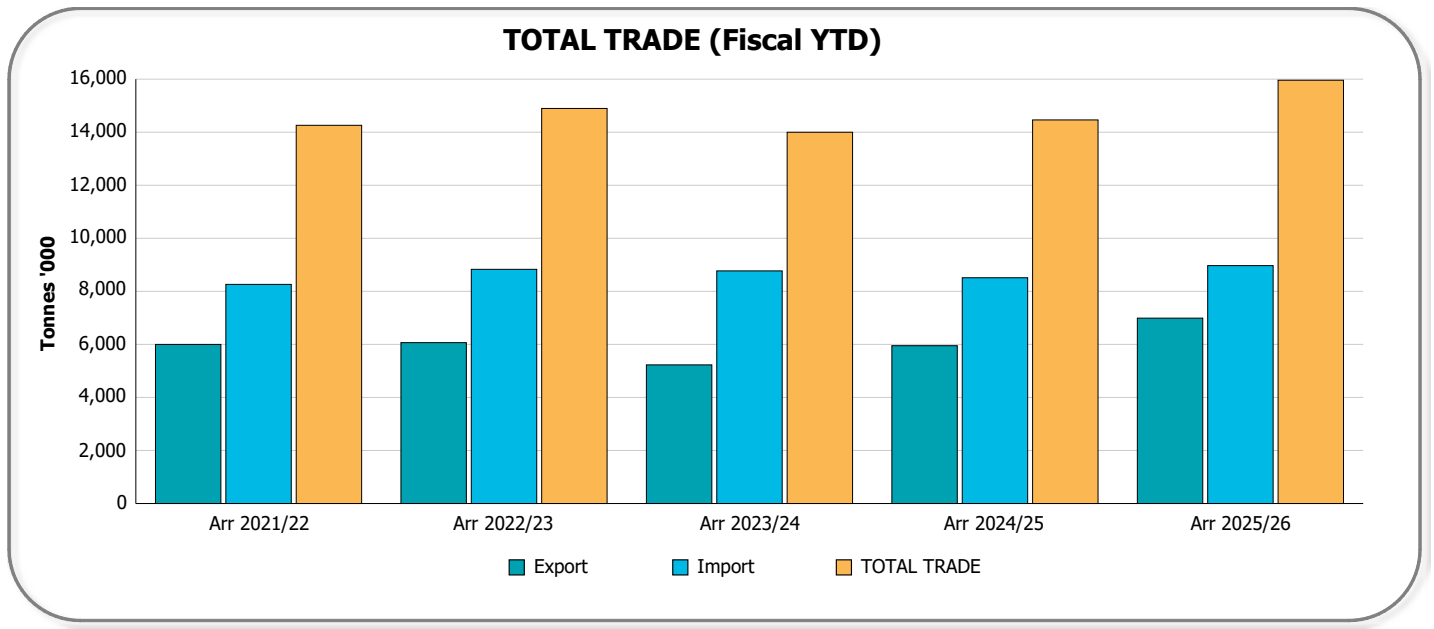
(Including containerised and non-containerised)

Nov 2025

		Arr 2025/Nov	Arr 2024/Nov	Variance	Rolling 12 Months	PY Rolling 12 Months	Variance
Import (Non-T'ship)	Crude Oil	383,224	464,143	-80,919	4,382,715	4,278,418	104,297
	Refined Oil	479,835	473,287	6,548	4,251,430	4,710,740	-459,310
	Cement	192,326	253,342	-61,016	2,326,403	1,765,958	560,445
	Iron & Steel	78,684	64,986	13,698	863,897	804,455	59,442
	Building Products	106,960	87,463	19,497	1,030,937	929,423	101,514
	Timber	27,053	24,116	2,938	280,777	274,453	6,324
	Fertiliser & Chemicals (Rural)	124,400	83,018	41,383	1,179,952	1,071,508	108,443
	Paper & Wood Pulp	20,979	25,409	-4,430	261,325	272,818	-11,493
	Retail Group	220,447	184,306	36,141	2,144,840	2,018,388	126,452
	Dredging Sand	0	0	0	22	4	17
	Other	343,448	269,621	73,827	3,085,035	3,419,643	-334,607
TOTAL	1,977,357	1,929,692	47,665	19,807,332	19,545,807	261,525	
Export (Non-T'ship)	Coal	367,961	458,024	-90,063	5,469,786	3,882,245	1,587,541
	Refined Oil	117,020	125,290	-8,270	983,774	1,161,940	-178,166
	Agricultural Seeds	320,081	400,212	-80,131	3,306,238	2,003,061	1,303,177
	Cotton	63,047	46,239	16,808	674,579	638,460	36,119
	Meat Products	111,656	91,560	20,096	1,069,947	941,657	128,290
	Iron & Steel	73,153	67,228	5,925	841,692	787,150	54,542
	Paper & Wood Pulp	20,458	24,746	-4,288	255,500	252,884	2,616
	Mineral Ores & Sands	49	3,019	-2,971	13,166	14,757	-1,591
	Other	254,705	297,301	-42,596	3,182,010	2,692,455	489,556
	TOTAL	1,328,131	1,513,620	-185,489	15,796,693	12,374,609	3,422,085
Total	Transhipped	56,943	46,366	10,578	743,905	888,957	-145,052
	Import	2,012,747	1,955,241	57,505	20,186,289	19,989,617	196,672
	Export	1,349,684	1,534,436	-184,752	16,161,642	12,819,756	3,341,886
	TOTAL TRADE	3,362,431	3,489,677	-127,246	36,347,931	32,809,373	3,538,558
Total Motor Vehicle Units	23,750	20,363	3,387	262,786	280,944	-18,158	

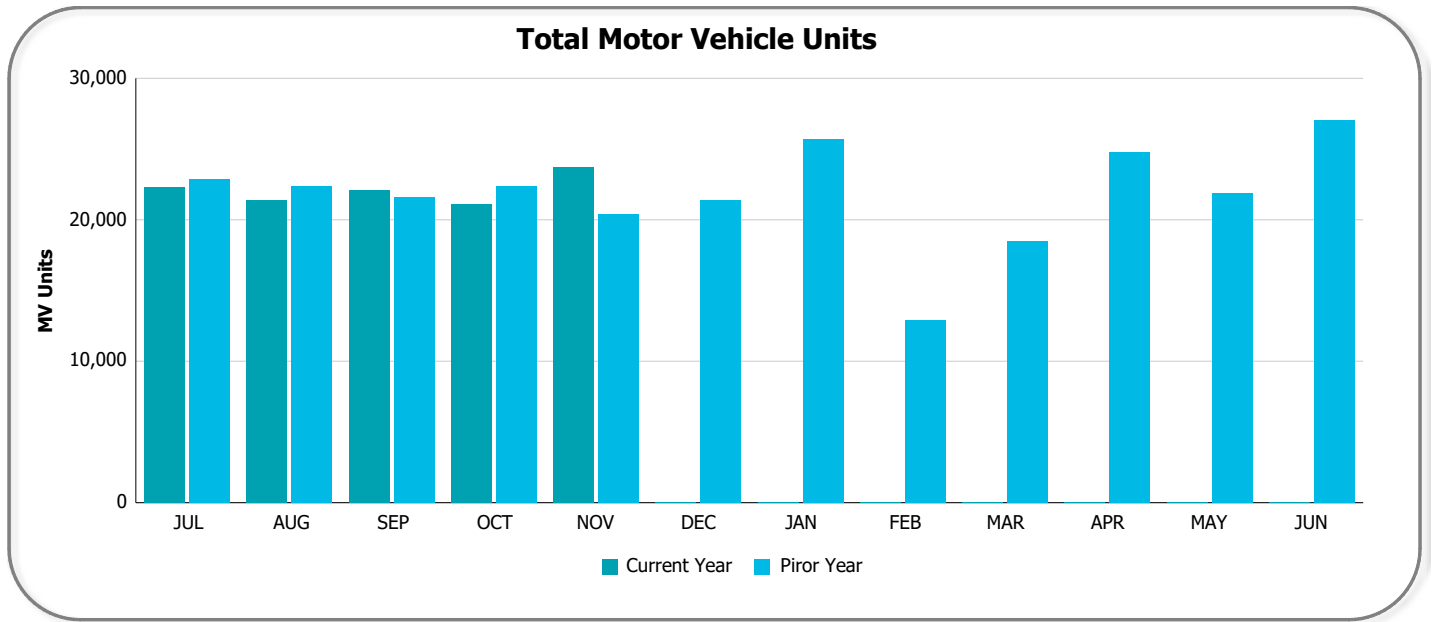
Total Trade in Tonnes

Nov 2025



Total Motor Vehicle Units

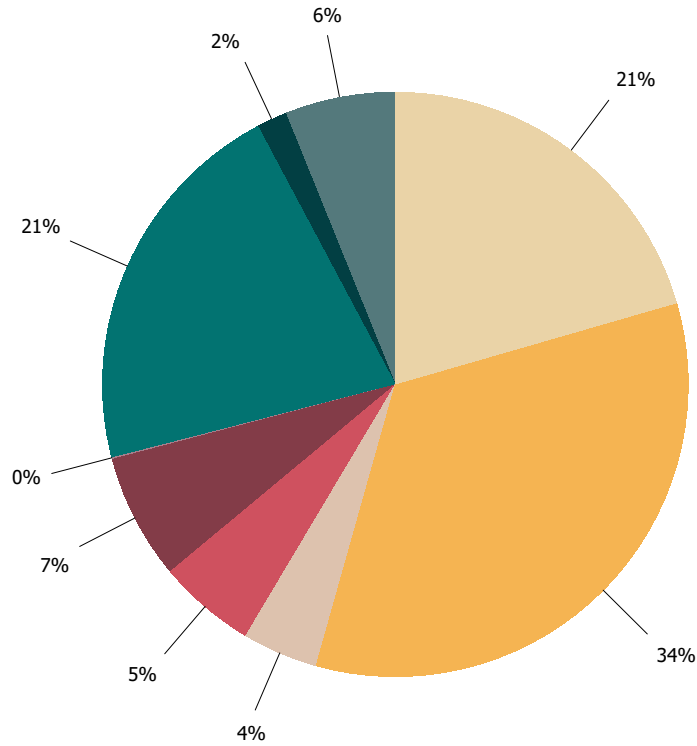
Nov 2025



Total Trade in Tonnes

Nov 2025

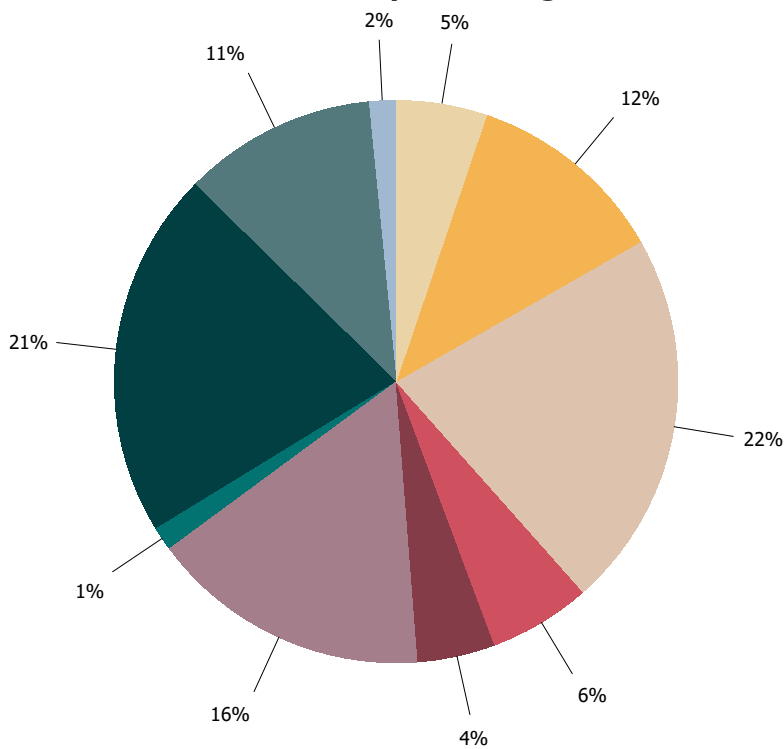
Export Rolling 12-months



Export Groups

- Agricultural Seeds
- Coal
- Cotton
- Iron & Steel
- Meat Products
- Mineral Ores & Sands
- Other
- Paper & Wood Pulp
- Refined Oil

Import Rolling 12-months



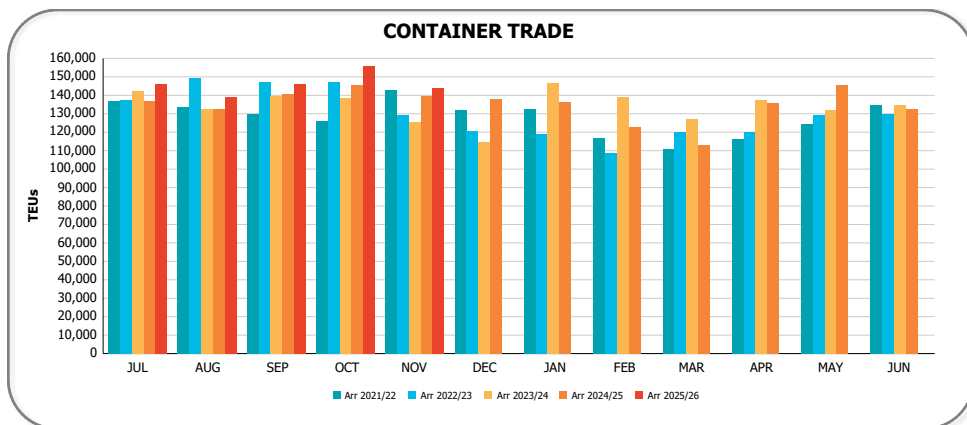
Import Groups

- Building Products
- Cement
- Crude Oil
- Fertiliser & Chemicals (Rural)
- Iron & Steel
- Other
- Paper & Wood Pulp
- Refined Oil
- Retail
- Timber

Container Trade in TEUs

Nov 2025

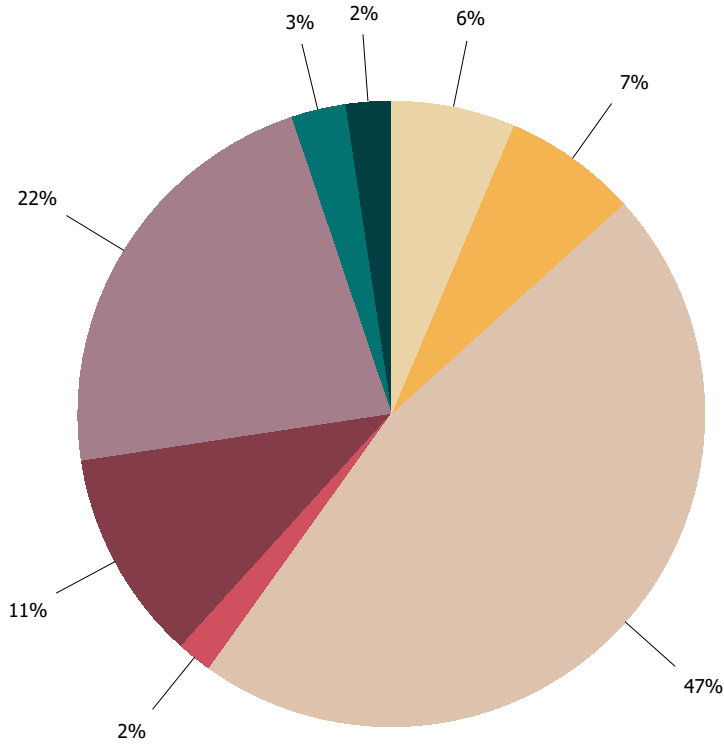
			Arr 2025/Nov	Arr 2024/Nov	Variance	Rolling 12 Months	PY Rolling 12 Months	Variance	
Import (Non-T'ship)	Teus	Empty	6,507	7,516	-1,009	91,650	80,199	11,451	
		Full	F.A.K.	3,553	1,549	2,004	19,533	17,892	1,641
			Household Items	9,293	9,272	21	95,437	89,270	6,167
			Building Products	9,018	7,194	1,824	88,453	77,698	10,755
			Electrical Equipment	6,513	5,290	1,223	67,100	61,453	5,647
			Paper & Wood Pulp	2,387	2,832	-445	26,916	29,281	-2,365
			Iron & Steel	5,060	4,168	892	52,126	48,268	3,858
			Import Other	32,621	32,060	561	355,760	363,082	-7,321
			Total	68,445	62,365	6,080	705,325	686,944	18,381
		Total	74,952	69,882	5,070	796,975	767,142	29,832	
Export (Non-T'ship)	Teus	Empty	30,139	26,772	3,367	357,640	365,950	-8,311	
		Full	Meat Products	7,036	6,938	98	80,871	72,828	8,043
			Cotton	4,992	3,676	1,316	52,972	50,392	2,580
			Paper & Wood Pulp	1,676	2,049	-373	21,551	21,828	-277
			Timber	1,561	1,539	22	18,118	14,771	3,347
			F.A.K.	550	1,658	-1,108	13,559	13,786	-227
			Agricultural Seeds	4,886	7,215	-2,329	47,965	59,882	-11,917
			Export Other	12,670	13,841	-1,171	174,874	157,753	17,121
			Total	33,371	36,916	-3,545	409,910	391,240	18,670
		Total	63,510	63,688	-178	767,550	757,190	10,359	
TOTAL	Teus	Transhipped	5,235	5,960	-725	90,565	102,470	-11,905	
		Empty	36,646	34,288	2,358	449,290	446,149	3,140	
		Full	101,816	99,281	2,535	1,115,235	1,078,184	37,051	
		Total	143,697	139,529	4,168	1,655,089	1,626,803	28,286	



Container Trade in TEUs

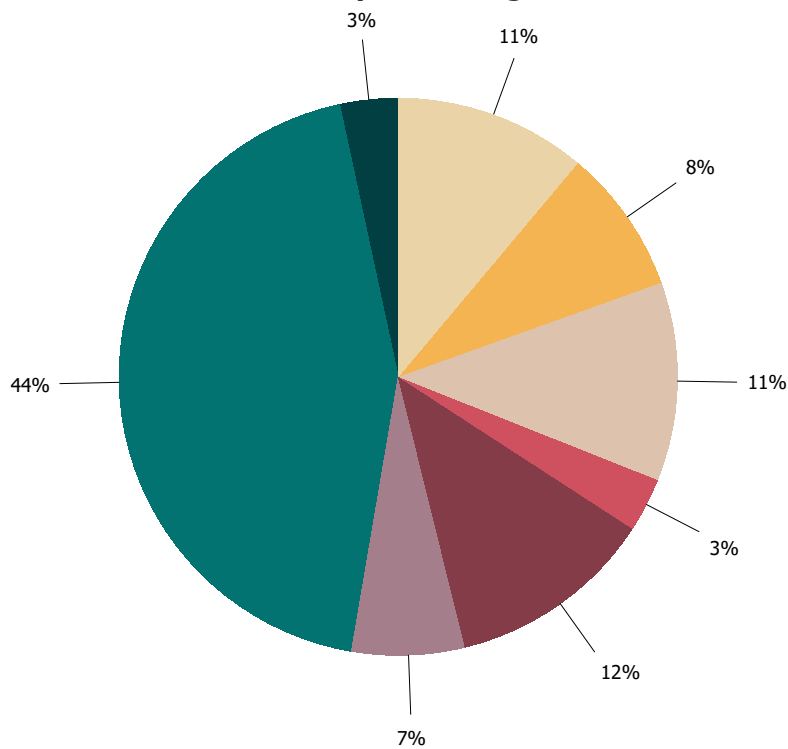
Nov 2025

Export Rolling 12-months



- Export Groups**
- Agricultural Seeds
 - Cotton
 - Empty
 - F.A.K.
 - Meat Products
 - Other
 - Paper & Wood Pulp
 - Timber

Import Rolling 12-months



- Import Groups**
- Building Products
 - Electrical Equipment
 - Empty
 - F.A.K.
 - Household Items
 - Iron & Steel
 - Other
 - Paper & Wood Pulp